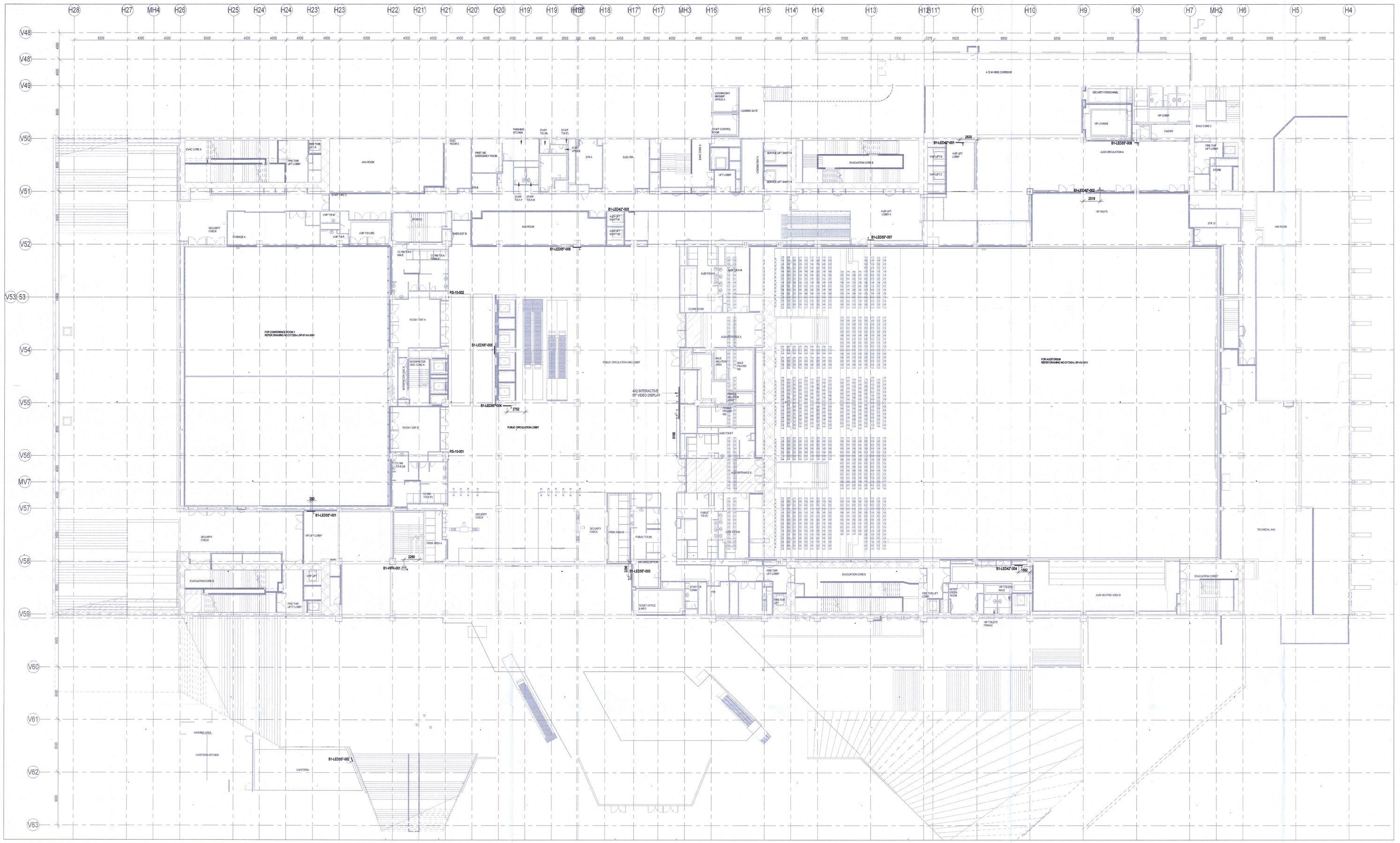

1 BASEMENT 01 DIGITAL SIGNAGE SYSTEM LAYOUT
3051A 1 : 200

NOTES

GENERAL

1. ALL DIMENSIONS ARE IN MILLIMETER UNLESS OTHERWISE SPECIFIED
2. EXACT ROUTING SHALL BE DECIDED AT SITE IN CONSULTATION WITH ENGINEERING IN CHARGE TO SUIT SITE CONDITIONS
3. PVC CONDUIT SHALL BE USED FOR EMBEDDED APPLICATION AND MS CONDUIT USED FOR OPEN APPLICATION
4. CONDUITS SHALL BE CONCEALED IN WALL/CEILING IN NON-FALSE CEILING AREA.
5. SUSPENDED CONDUITS ARE TO BE USED, IF MORE THAN 3 CONDUITS RUN IN PARALLEL.
6. CONDUITS SHOULD BE EQUIPPED WITH A PULL CORDS WITH SUITABLE TENSION POWER.
7. PULL BOXES WITH SUITABLE SIZE SHOULD BE PROVIDED IN ALL PVC CONDUIT SECTIONS THAT ARE CONTAINING MORE THAN TWO 90 DEGREE BENDS.
8. ALL DEVICES LOCATIONS AND ORIENTATION ARE INDICATIVE, EXACT LOCATION SHALL BE SHOWN IN THE OEM SHOP DRAWING.
9. THE EXACT CONDUIT/TRAY ROUTING SHALL BE DECIDED AT SITE IN CONSULTATION WITH THE ENGINEER INCHARGE TO SUIT LEVEL AND SITE CONDITION.
10. A MINIMUM SEPARATION DISTANCE 300MM SHALL BE MAINTAINED BETWEEN ICT CABLING AND REQUIREMENT.
11. THIS DRAWING IS ONLY INDICATIVE AND MAY VARY ACCORDING TO SITE CONDITION
12. PATHWAYS (CABLE TRAY/RACEWAY/CONDUITS)

DIGITAL SIGNAGE & VIDEO WALL EQUIPMENT LEGEND

S.NO	SYMBOL TOP	SYMBOL FRONT	DEVICE ID	TENDER SPEC NO	DESCRIPTION	MOUNTING HEIGHT	QTY
1	—		SVD55	239	55" DIGITAL SIGNAGE	WALL MOUNTED	08 Nos
2			IVIFK49	237	INTERACTIVE KIOSK 49"	FLOOR MOUNTED	01 No
3	—		SVD42..	240	42" DIGITAL SIGNAGE	WALL MOUNTED	04 Nos
4	———				4X2 , 55" VIDEO WALL DISPLAY	WALL MOUNTED	01 No
5			RS 10		ROOM SCHEDULER	WALL MOUNTED	02 Nos

TAGGING

CC B1 SVD → SIGNAGE VIDEO DISPLAY → BASEMENT-01 FLOOR → CONVENTION CENTER
CC B1 KISOK → PAYMENT KISOK → BASEMENT-01 FLOOR → CONVENTION CENTER
CC B1 LED55" → LIGHT EMITTING PANEL → BASEMENT-01 FLOOR → CONVENTION CENTER
CC B1 LED42" → LIGHT EMITTING PANEL → BASEMENT-01 FLOOR → CONVENTION CENTER

REFERENCE DRAWING

ARCHITECTURE
FLOOR PLANS APPROVED VIA TRANSMITTAL NO EDRC-B&F/O17203/01346
STRUCTURE
O17203-C-SP-07-NU-0003 - LAYOUT AND NUMERATION DETAIL OF LEVEL - B1 (-4.730M)
O17203-C-SP-07-NU-0004 - LAYOUT AND NUMERATION DETAIL OF LEVEL - F0 (-0.080M)
ELECTRICAL
O17203-E-SP-07-LL-0010 to 0014 - CONVENTION CENTER - B1 - LIGHTING LAYOUTS
O17203-E-SP-07-PL-0016 to 0018 - CONVENTION CENTER - B1 - POWER LAYOUTS
O17203-E-SP-07-EE-0218-CONVENTION CENTER -B1- ELECTRICAL EQUIPMENT, CABLE TRAY & EARTHING LAYOUT - OVERALL PLAN
FPS
O17203-F-SP-07-PL-0004 - CONVENTION CENTRE - BASEMENT 1 - OVER ALL PLAN: LAYOUT OF WETRISER CUM DOWNCOMER, AUTOMATIC SPRINKLER SYSTEM AND PORTABLE FIRST-AID FIRE EXTINGUISHERS
O17203-F-SP-07-FA-0005 - CONVENTION CENTRE - BASEMENT 1 - OVER ALL PLAN: LAYOUT OF INTEGRATED INTELLIGENT ADDRESSABLE FIRE DETECTION & ALARM SYSTEM AND PHOTOLUMINESCENT SAFETY SIGNAGES
HVAC
O17203-V-SP-07-AC-1002,2002,3002,4002,5002 & 6002 - CONVENTION CENTRE BASEMENT B1 - HVAC EQUIPMENT DUCTING AND PIPING LAYOUT
PHE
017203-U-SP-07-IP-0006 to 0010 - PLUMBING SYSTEM LAYOUT - BASEMENT 1 - TOILET WATER SUPPLY LAYOUT

Key Plan

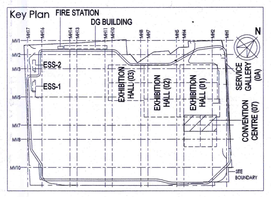

Owner / Employer
India International Convention & Exhibition Centre Limited
Room No. 433A, Ministry of Commerce & Industry, DIPP, Udyog Bhawan, New Delhi - 110011, India
Department of Industrial Policy and Promotion Ministry of Commerce & Industry Government of India

Knowledge Partner
Delhi Mumbai Industrial Corridor Development Corporation
Room No 341 B, 3rd Floor Hotel Ashok, Diplomatic Enclave, Sikh Chankyaput, New Delhi - 110021

Employer's Representative
Employer's Engineer
Programme Management Consultant (PMC)
AECOM

Preliminary Engineering Architecture Consultants (PEAC)
idom — Av. Del Monasterio de El Escorial, 4, 28049 Madrid, Spain
CPKUKREJA ARCHITECTS — No.D-1, Ashirwad Building, Green Park, New Delhi, Delhi 110016, India

EPC Contractor
L&T Construction — Buildings & Factories
Mount Poonamallee Road, Manapakkam, P.B.No.979, Chennai – 600 089

EPC Contractor Representatives
Design Consultant
Engineering Design and Research Center (EDRC)
L&T Construction - Buildings & Factories

Architectural Consultant
ARCOP — Arcop Associates Pvt. Ltd. A-15, Pampose Enclave , G.X.-I New Delhi, Delhi 110048, India

Structural Proof Consultant
Indian Institute of Technology (IIT) Madras — Sardar Patel Rd, Opposite to C. L.R.I, Adyar, Chennai, Tamil Nadu 600036

MEP Proof Consultant
egis — Egis India Consulting Engineers Pvt. Ltd. Plot No. 66, Sector 32, Institutional Area, Opp: Zenotta Solutions, Gurugram, Haryana 122001

ICT Proof Consultant
CXR — CXR Consulting Engineers Pvt. Ltd. #4711, 3rd Floor, Narayana Arcade, Tubbaramachetty Road, Nettakallappa Circle, Basavanagudi, Bengaluru - 560004

Certification

EPC Contractor			
Design Consultant			
Architectural Consultant			
Proof Consultant	Structural	MEP	ICT
PEAC	Reviewed GFC drawing prepared by Contractor and ensured that all preliminary aspects and parameters have been adhered to: Signature & Seal of PEAC		10/12/2020

Issued by:
Employer / Employer's Engineer

REV	DESCRIPTION	DATE	DSGN	DRWN	CHKD	APPD
R0	ISSUED AS GOOD FOR CONSTRUCTION	04-2-21	VP	SS	MDK	CNR

Revisions

ARCHITECTURE			FPS		
STRUCTURAL			PIPING		
ELECTRICAL			PHE		
ELV SYSTEM			GIS		
HVAC			GEOTECH.		
CHECKED BY	SIGN	DATE	CHECKED BY	SIGN	DATE

EPC Contractor
L&T Construction — Buildings & Factories

JOB No : O17203

Project Name
DESIGN AND CONSTRUCTION OF INDIA INTERNATIONAL CONVENTIONAL & EXPO CENTRE
SECTOR 25,DWARKA,NEW DELHIINDIA

Drawing Status: GOOD FOR CONSTRUCTION (GFC)

Drawing No.			Rev. No
L	07	3051	R0

Title :
CONVENTION CENTER- BASEMENT-1
DIGITAL SIGNAGE SYSTEM LAYOUT

EDRC DWG No :	Scale	Sheet Size
O17203-L-SP-07-LV-3051	As indicated	A0

This drawing is the property of L&T Construction, L&T-EDRC and must not be passed on to any person or body not authorised by us to receive it nor copied or otherwise used in full or in part by such person or body without our prior permission in writing.

O17203 - L - 07 - 3051A (BASEMENT 01 DIGITAL SIGNAGE PLAN LAYOUT)

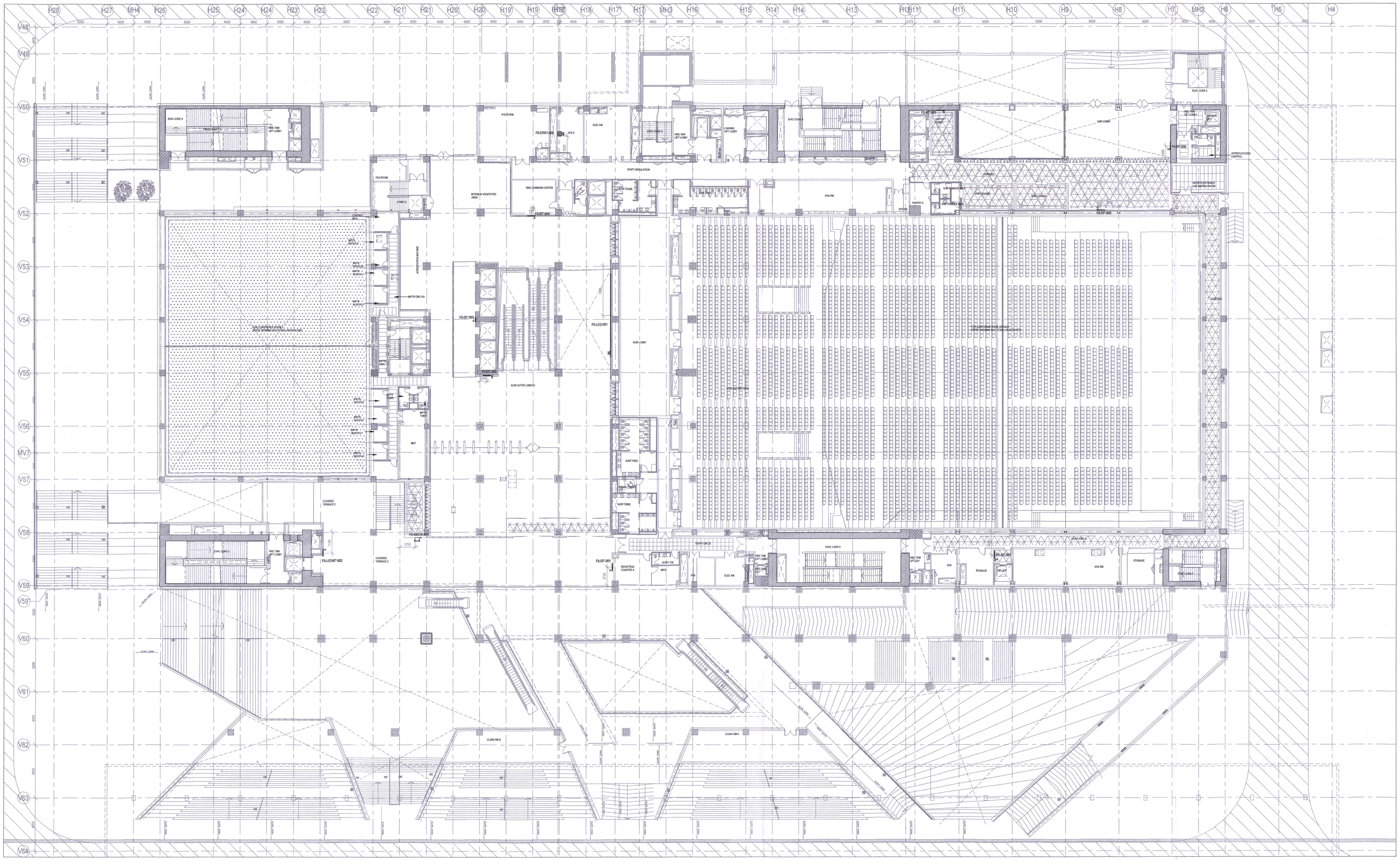

A 3053A GROUND FLOOR DIGITAL SIGNAGE SYSTEM LAYOUT
1 : 200

NOTES

GENERAL

1. ALL DIMENSIONS ARE IN MILLIMETER UNLESS OTHERWISE SPECIFIED
2. EXACT ROUTING SHALL BE DECIDED AT SITE IN CONSULTATION WITH ENGINEERING IN CHARGE TO SUIT SITE CONDITIONS
3. PVC CONDUIT SHALL BE USED FOR EMBEDDED APPLICATION AND MS CONDUIT USED FOR OPEN APPLICATION
4. CONDUITS SHALL BE CONCEALED IN WALL/CEILING IN NON-FALSE CEILING AREA.
5. SUSPENDED CONDUITS ARE TO BE USED, IF MORE THAN 3 CONDUITS RUN IN PARALLEL.
6. CONDUITS SHOULD BE EQUIPPED WITH A PULL CORDS WITH SUITABLE TENSION POWER.
7. PULL BOXES WITH SUITABLE SIZE SHOULD BE PROVIDED IN ALL PVC CONDUIT SECTIONS THAT ARE CONTAINING MORE THAN TWO 90 DEGREE BENDS.
8. ALL DEVICES LOCATIONS AND ORIENTATION ARE INDICATIVE, EXACT LOCATION SHALL BE SHOWN IN THE OEM SHOP DRAWING.
9. THE EXACT CONDUIT/TRAY ROUTING SHALL BE DECIDED AT SITE IN CONSULTATION WITH THE ENGINEER INCHARGE TO SUIT LEVEL AND SITE CONDITION.
10.A MINIMUM SEPARATION DISTANCE 300MM SHALL BE MAINTAINED BETWEEN ICT CABLING
11.THIS DRAWING IS ONLY INDICATIVE AND MAY VARY ACCORDING TO SITE CONDITION AND REQUIREMENT.
12.PATHWAYS (CABLE TRAY/RACEWAY/CONDUITS)

DIGITAL SIGNAGE & VIDEO WALL EQUIPMENT LEGEND

S.NO	SYMBOL TOP	SYMBOL FRONT	DEVICE ID	TENDER SPEC.NO	DESCRIPTION	MOUNTING HEIGHT	QTY
1	—		SVD55	239	55" DIGITAL SIGNAGE	WALL MOUNTED	06 Nos
2			WK49	237	INTERACTIVE KIOSK 49"	FLOOR MOUNTED	01 No
3	—		SVD42	240	42" DIGITAL SIGNAGE	WALL MOUNTED	03 Nos
4	—		LED DISPLAY	--	INDOOR LED Screen size 12.8m X 5.120m	WALL MOUNTED	01 No

TAGGING

CC F0 LED55" → LIGHT EMITTING PANEL → GROUND FLOOR → CONVENTION CENTER

CC F0 LED42" → LIGHT EMITTING PANEL → GROUND FLOOR → CONVENTION CENTER

CC F0 KISOK → PAYMENT KISOK → GROUND FLOOR → CONVENTION CENTER

REFERENCE DRAWING

ARCHITECTURE
FLOOR PLANS APPROVED VIA TRANSMITTAL NO EDRC-B&F/O17203/0/1346
STRUCTURE
O17203-C-SP-07-NU-0006 - LAYOUT AND NUMERATION DETAIL OF LEVEL - P2 (+9.220M)
ELECTRICAL
O17203-E-SP-07-LL-0028 to 0032 - CONVENTION CENTER - FIRST FLOOR FF - LIGHTING LAYOUTS
O17203-E-SP-07-PL-0136 to 0140 - CONVENTION CENTER - FIRST FLOOR FF - POWER LAYOUTS
O17203-E-SP-07-EE-0238 to 0242 -CONVENTION CENTER -F0- ELECTRICAL EQUIPMENT, CABLE TRAY & EARTHING LAYOUT - OVERALL PLAN
FPS
O17203-F-SP-07-PL-0013 - CONVENTION CENTRE - FF - OVER ALL PLAN: LAYOUT OF WETRISER CUM DOWNCOMER, AUTOMATIC SPRINKLER SYSTEM AND PORTABLE FIRST-AID FIRE EXTINGUISHERS
O17203-F-SP-07-FA-0014 - CONVENTION CENTRE - FF- OVER ALL PLAN: LAYOUT OF INTEGRATED INTELLIGENT ADDRESSABLE FIRE DETECTION & ALARM SYSTEM AND PHOTOLUMINESCENT SAFETY SIGNAGES
HVAC
O17203-V-SP-AC-1004,2004,3004,4004,5004 & 6004 - CONVENTION CENTRE FIRST FLOOR FF - HVAC EQUIPMENT DUCTING AND PIPING LAYOUT
PHE
017203-U-SP-07-IP-0021 to 0024 - PLUMBING SYSTEM LAYOUT - FIRST FLOOR FF - TOILET WATER SUPPLY LAYOUT
ELV
017203-L-SP-07-LE-6100-CONVENTION CENTER-FIRST FLOOR-STR/PTR ROOM LAYOUT
017203-L-SP-07-DV-2100-CONVENTION CENTER-FIRST FLOOR-OVERALL DATA AND VOICESYSTEM LAYOUT
017203-L-SP-07-LV-1111/1122/1133/1144-FIRST FLOOR-ELV SYSTEM ZONE LAYOUT

Key Plan — FIRE STATION — DO BUILDING — CONVENTION CENTRE (EF) — SERVICE BUILDING — EXHIBITION HALL (EF) — EXHIBITION HALL (EG) — ES5-1 — ES5-2 — ES5-3 — ES5-4 — ES5-5 — N — Kilometer

Owner / Employer
India International Convention & Exhibition Centre Limited
Room No. 4024, Ministry of Commerce & Industry, DIPP, Udyog Bhawan, New Delhi - 110011, India

Department of Industrial Policy and Promotion, Ministry of Commerce & Industry Government of India

Knowledge Partner
Delhi Mumbai Industrial Corridor Development Corporation
Room No 341 B, 3rd Floor Hotel Ashok, Diplomatic Enclave, 50E Chanakyapuri, New Delhi - 110021

Employer's Representative

Employer's Engineer
Programme Management Consultant (PMC)
AECOM

Preliminary Engineering Architecture Consultants (PEAC)
idom — Av. Dall Monasterio de El Escorial, 4, 28049 Madrid, Spain
CPKUKREJA — No.D-1, Ashirvad Building, Green Park, New Delhi, Delhi 110016, India

EPC Contractor
L&T Construction Buildings & Factories
Mount Poonamallee Road, Manapakkam, P.B.No.979, Chennai - 600 089

EPC Consultant's Representatives
Design Consultant
Engineering Design and Research Center (EDRC)
L&T Construction - Buildings & Factories

Architectural Consultant
ARCOP — Arcop Associates Pvt. Ltd. A-13, Pamposh Enclave , G.K-1 New Delhi, Delhi 110048, India

Structural Proof Consultant
Indian Institute of Technology (IIT) Madras
Sardar Patel Rd, Opposite to C. L.R.I, Adyar, Chennai, Tamil Nadu - 600036

MEP Proof Consultant
egis — Egis India Consulting Engineers Pvt. Ltd. Plot No. 66, Sector 30, Institutional Area, Opp.: Emmfis Solutions, Gurugram, Haryana 122001

ICT Proof Consultant
CKR Consulting Engineers Pvt. Ltd. #4171, 3rd Floor, Haravara Arcade, Subbaramachetty Road, Vettikappa Circle, Basavanagudi, Bengaluru - 560004

Certification

EPC Contractor

Design Consultant

Architectural Consultant

Proof Consultant

Structural	MEP	ICT

PEAC — Reviewed GFC drawing prepared by Contractor and ensured that all preliminary aspects and parameters have been adhered to.

Issued by: Signature on behalf of PEAC — 10/01/2022

Employer / Employer's Engineer

Rs	BEIED AS GOOD FOR CONSTRUCTION				
		DATE	BVN	SS	MSK
REV	DESCRIPTION	DATE	DSGN	DRWN	CHKD

Revisions

ARCHITECTURE			FPS		
STRUCTURAL			PIPING		
ELECTRICAL			PHE		
ELV SYSTEM			GE		
HVAC			GEOTECH.		
CHECKED BY	SIGN	DATE	CHECKED BY	SIGN	DATE

EPC Contractor
L&T Construction Buildings & Factories

JOB No : O17203

Project Name
DESIGN AND CONSTRUCTION OF INDIA INTERNATIONAL CONVENTIONAL & EXPO CENTRE
SECTOR 25,DWARKA,NEW DELHI,INDIA

Drawing Status
GOOD FOR CONSTRUCTION (GFC)

Drawing No			Rev. No
L	07	3053	R0

Title :
CONVENTION CENTER-GROUND FLOOR DIGITAL SINAGE SYSTEM LAYOUT

EDRC DWG No :	Scale	Sheet Size
O17203-L-SP-07-LV-3053	As Indicated	A0

This drawing is the property of L&T Construction, (E&C-EDRC) and must not be passed on to any person or firm or published or used in any manner without prior written consent of L&T Construction (E&C-EDRC).

O17203 - L - SP - 3053A (GROUND FLOOR DIGITAL SIGNAGE SYSTEM LAYOUT)