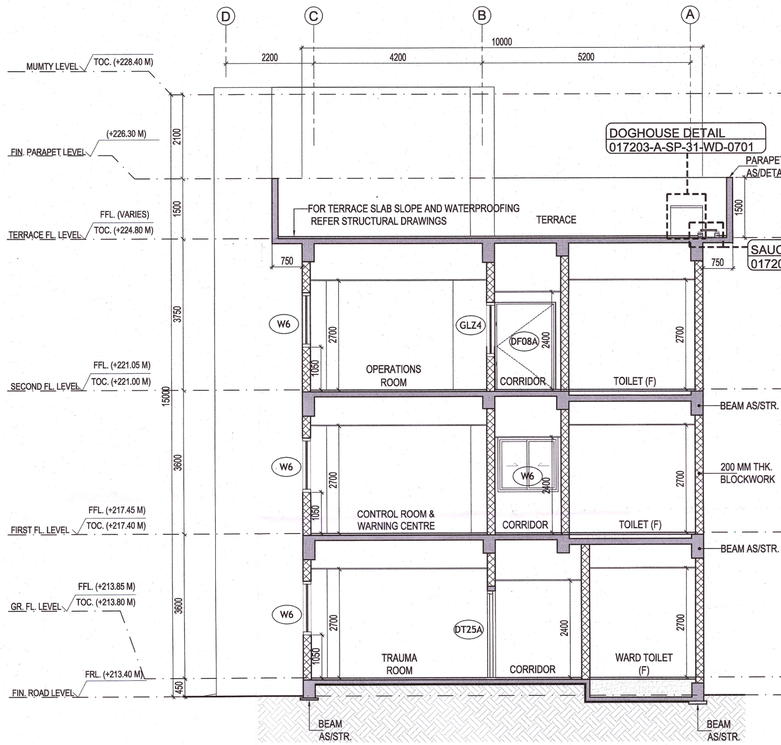

SECTION BB'

SCALE: 1:75

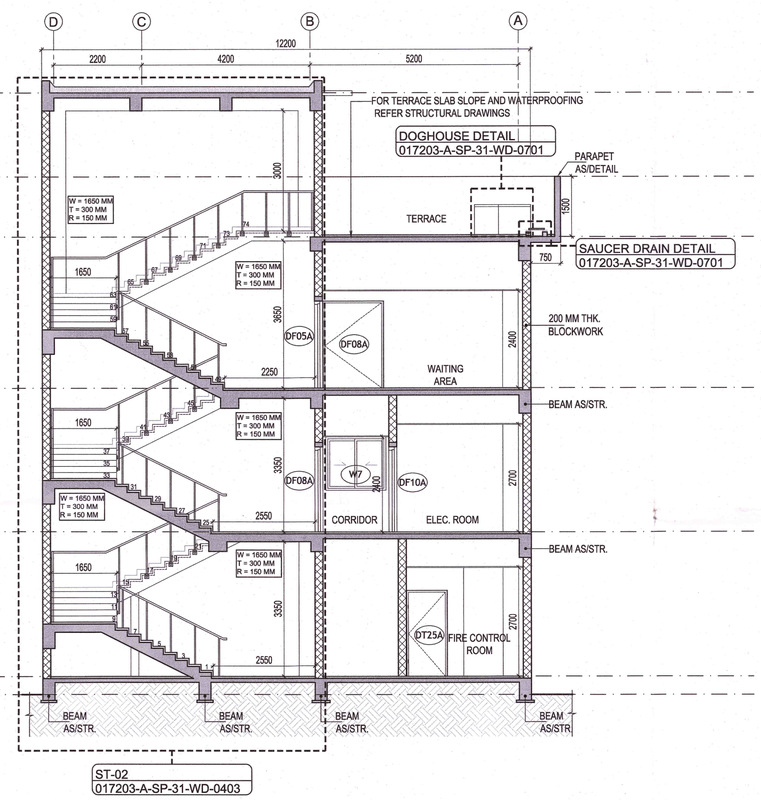

SECTION CC'

SCALE: 1:75

NORTH:

LEGEND:

- RCC WALL / COLUMN
- 200mm THK BLOCK WORK
- GRID LINE

ABBREVIATION:

- FFL - FINISHED FLOOR LEVEL
- FRL - FORMED ROAD LEVEL
- FPL - FORMED PAVEMENT LEVEL
- FHC - FIRE HOSE CABINET
- LVL - LEVEL
- ELEC- ELECTRICAL
- ELV - EXTRA LOW VOLTAGE
- AHU - AIR HANDLING UNIT
- PHE - PUBLIC HEALTH ENGINEERING
- TOC- TOP OF CONCRETE

NOTES:

1. ALL DIMENSIONS ARE IN MILLIMETERS, LEVELS IN METERS AND ANGLES IN DEGREES UNLESS OTHERWISE NOTED.
2. THE DRAWING IS TO BE READ AND NOT TO BE SCALED; ONLY WRITTEN DIMENSIONS IN ALL CASES SHALL BE FOLLOWED.
3. THE DRAWING SHALL BE READ IN CONJUNCTION WITH ALL RELEVANT ARCHITECTURAL, STRUCTURAL AND SERVICE DRAWINGS.
4. ALL DIMENSIONS SHALL BE VERIFIED ON SITE PRIOR TO START OF WORK AND ANY DISCREPANCY SHALL BE BROUGHT TO THE NOTICE OF THE ARCHITECT.
5. ALL THE DIMENSIONS TO BE CALCULATED AS PER FFL.
6. FOR DOOR, WINDOW VENTILATOR AND LOUVER DETAILS, REFER DRAWING NO. O17203-A-SP-31-WD-0511 & O17203-A-SP-31-WD-0512
7. ALL CUTOUTS MARKED ARE ALIGNED WITH BEAM EDGE AND ARE KEPT CLEAR OF BEAMS.

FIRE STATION BUILDING

Key Plan

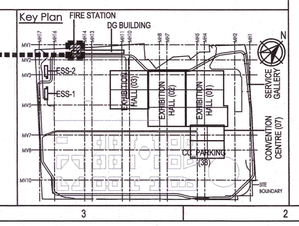

Owner / Employer

India International Convention & Exhibition Centre Limited
Room No. 452A, Ministry of Commerce & Industry, DPIP, Udyog Bhawan, New Delhi - 110011, India

Department of Industrial Policy and Promotion Ministry of Commerce & Industry Government of India

Knowledge Partner

Delhi Mumbai Industrial Corridor Development Corporation
Room No 341 B, 3rd Floor Hotel Ashok, Diplomatic Enclave, 50B Chankyapuri, New Delhi - 110021

Employer's Representative

Employer's Engineer

Programme Management Consultant (PMC)

AECOM

Preliminary Engineering Architecture Consultants (PEAC)

Av. Del Monasterio de El Escorial, 4, 28049 Madrid, Spain

CPKUKREJA ARCHITECTS
No.D-1, Ashirwad Building, Green Park, New Delhi, Delhi 110016, India

EPC Contractor

L&T Construction Buildings & Factories
Mount Poonamallee Road, Manapakkam, P.B.No.979, Chennai – 600 089

EPC Contractor's Representatives

Design Consultant
Engineering Design and Research Center (EDRC)
L&T Construction - Buildings & Factories

Architectural Consultant
Arcop Associates Pvt. Ltd.
A-15, Pampose Enclave , G.K.-1
New Delhi, Delhi 110048, India

Structural Proof Consultant
Indian Institute of Technology (IIT) Madras
Sardar Patel Rd, Opposite to C, L.R.I, Adyar, Chennai, Tamil Nadu 600036

MEP Proof Consultant
Egis India Consulting Engineers Pvt. Ltd.
Plot No. 66, Sector 32, Institutional Area, Opp: Zenatix Solutions, Gurugram, Haryana 122001

ICT Proof Consultant
CKR IT Consulting
Bld. No.47/1, 3rd Floor, Narayana Arcade, Subbaramachetty Road, Nettkalappa Circle, Basavanagudi, Bengaluru - 560004

Certification

EPC Contractor

Design Consultant

Architectural Consultant

Proof Consultant

Structural	MEP	ICT

PEAC

Reviewed GFC drawing Prepared by contractor and ensured that all preliminary aspects and parameters have been adhered to :

Issued by:

Employer / Employer's Engineer

Signed on behalf of PEAC

Date: 20 NOV 2019

REV	DESCRIPTION	DATE	DSGN	DRWN	CHKD	APPD
R1	GOOD FOR CONSTRUCTION	20.11.19	NI	MM	AG	AG

Revisions

ARCHITECTURE			FPS		
STRUCTURAL			PHE		
ELECTRICAL			GEOTECH.		
ELV SYSTEM					
HVAC					
CHECKED BY	SIGN	DATE	CHECKED BY	SIGN	DATE

EPC Contractor
L&T Construction Buildings & Factories

JOB No : O17203

Project Name
DESIGN AND CONSTRUCTION OF INDIA INTERNATIONAL CONVENTION & EXPO CENTRE
SECTOR 25, DWARKA, NEW DELHI, INDIA

Drawing Status: GOOD FOR CONSTRUCTION
GOOD FOR CONSTRUCTION (GFC)

Drawing No			Rev. No
A	31	0302	R1

Title :
FIRE STATION,DISASTER MANAGEMENT, MEDICAL CENTRE,SECURITY, TERRACE SECTIONS

EDRC DWG No :	Scale	Sheet Size
O17203-A-SP-31-WD-0302	1:75	A1

This drawing is the property of L&T Construction, EDRC and must not be passed on to any person or body not authorised by us to receive it nor be copied or otherwise made use either in full or in part by such person or body without our prior permission in writing.

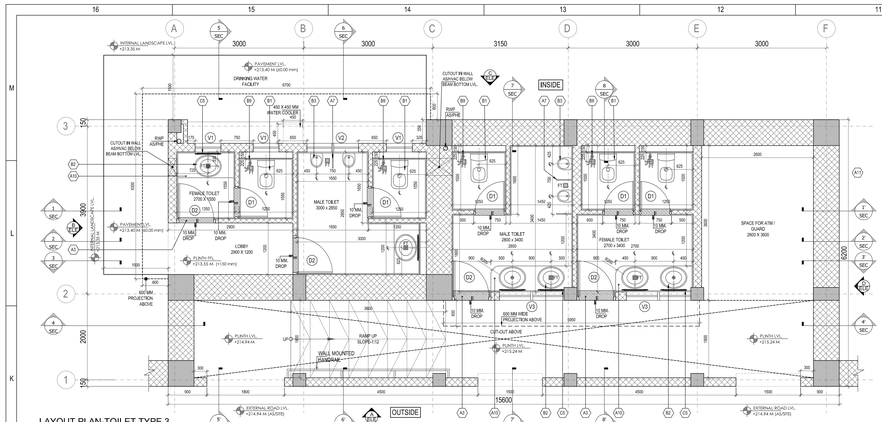

LAYOUT PLAN-TOILET TYPE 3
SCALE: 1:50 SWACCH DELHI TOILET (NEAR GATE-6)

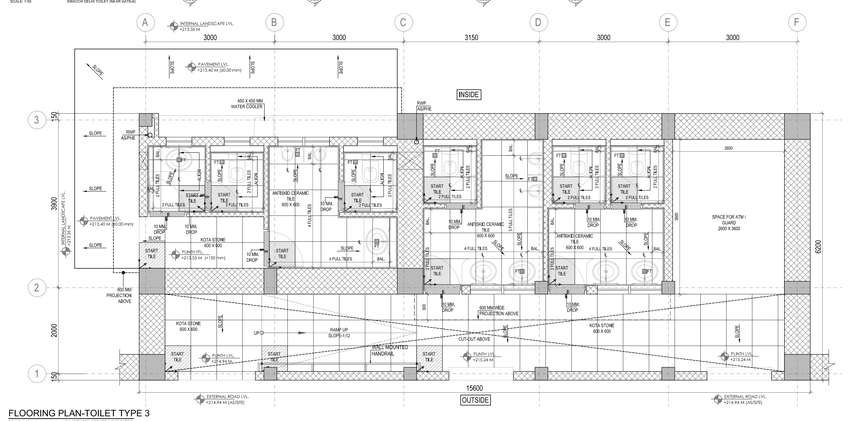

FLOORING PLAN-TOILET TYPE 3
SCALE: 1:50 SWACCH DELHI TOILET (NEAR GATE-6)

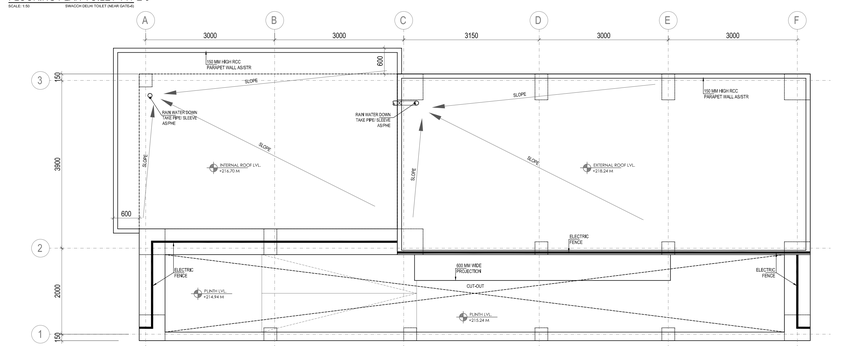

ROOF PLAN-TOILET TYPE 3
SCALE: 1:50 SWACCH DELHI TOILET (NEAR GATE-6)

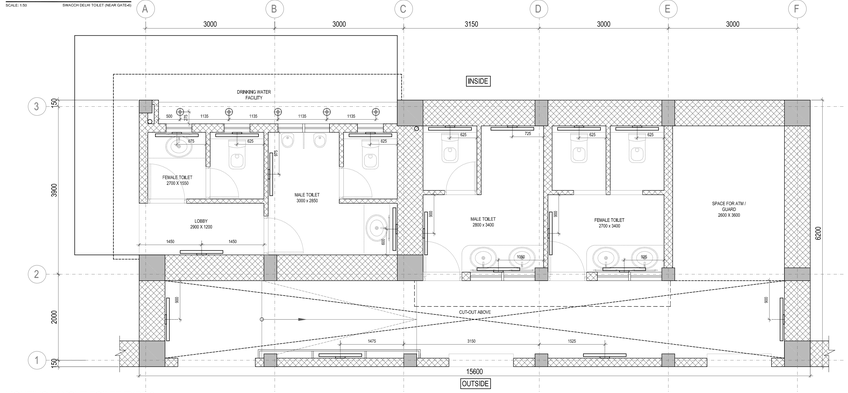

LIGHTING LAYOUT-TOILET TYPE 3
SCALE: 1:75 SWACCH DELHI TOILET (NEAR GATE-6)

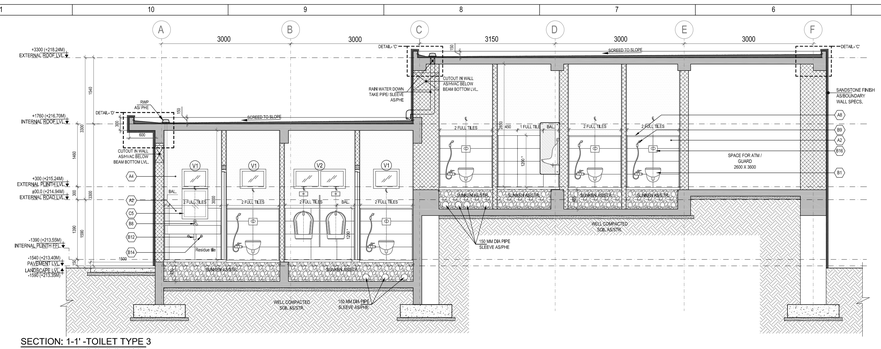

SECTION: 1-1' -TOILET TYPE 3
SCALE: 1:50 SWACCH DELHI TOILET (NEAR GATE-6)

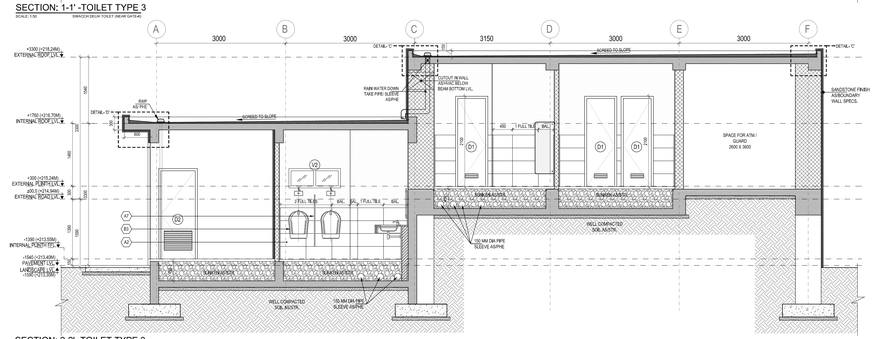

SECTION: 2-2' -TOILET TYPE 3
SCALE: 1:50 SWACCH DELHI TOILET (NEAR GATE-6)

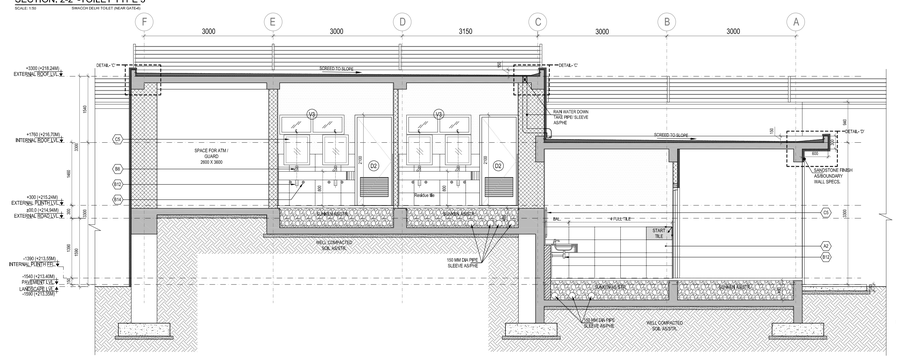

SECTION: 3-3' -TOILET TYPE 3
SCALE: 1:50 SWACCH DELHI TOILET (NEAR GATE-6)

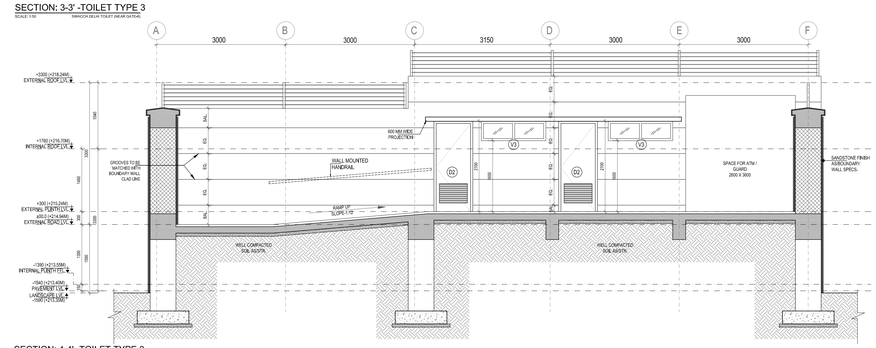

SECTION: 4-4' -TOILET TYPE 3
SCALE: 1:50 SWACCH DELHI TOILET (NEAR GATE-6)

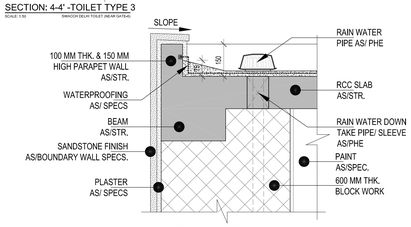

TYPICAL DETAIL- 'C'
SCALE: 1:10

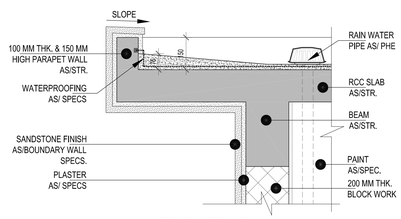

TYPICAL DETAIL- 'D'
SCALE: 1:10

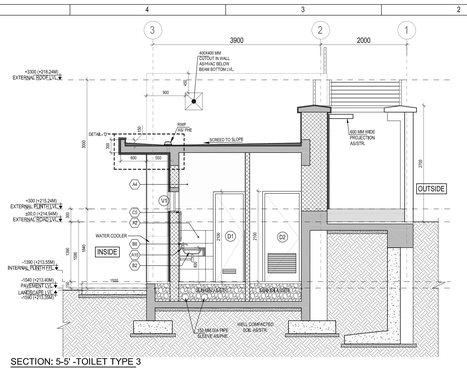

SECTION: 5-5' -TOILET TYPE 3
SCALE: 1:50 SWACCH DELHI TOILET (NEAR GATE-6)

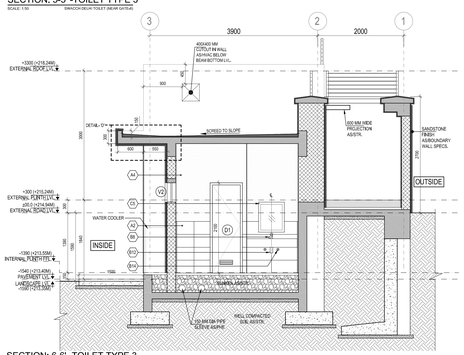

SECTION: 6-6' -TOILET TYPE 3
SCALE: 1:50 SWACCH DELHI TOILET (NEAR GATE-6)

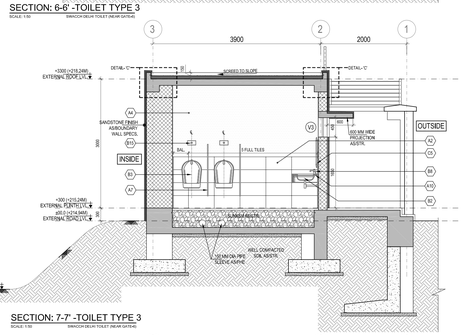

SECTION: 7-7' -TOILET TYPE 3
SCALE: 1:50 SWACCH DELHI TOILET (NEAR GATE-6)

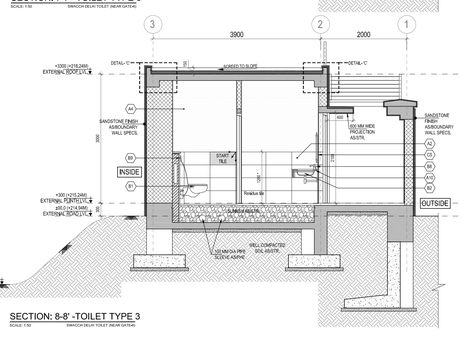

SECTION: 8-8' -TOILET TYPE 3
SCALE: 1:50 SWACCH DELHI TOILET (NEAR GATE-6)

TOILET TYPE-3 (SWACCH DELHI TOILET) DOOR WINDOW SCHEDULE

NAME	WIDTH (mm)	WIDTH (mm)	HEIGHT (mm)	HEIGHT (mm)	CILL HT (mm)	LINTEL HT (mm)	WIDTH (mm)	HEIGHT (mm)	CILL HT (mm)	MATERIAL	LOCATION
			FROM F.F.L								
	FRAME TO FRAME OPENING SIZE	ROUGH OPENING SIZE	FRAME TO FRAME OPENING SIZE	ROUGH OPENING SIZE				DOOR LOUVER			
DOOR											
D1	**750**	780	**2100**	-	-	2100	300	100	200	WOODEN FRAMED WOODEN FLUSH SHUTTER DOOR WITH GRILL	TYPE-3 TOILET
D2	**900**	930	**2100**	-	-	2100	650	450	200	WOODEN FRAMED WOODEN FLUSH SHUTTER DOOR WITH GRILL	TYPE-3 TOILET
VENTILATOR											
V1	**600**	630	**429**	450	1650	2100				ALUMINIUM FRAMED GLAZED TOP HUNG VENTILATOR	TYPE-3 TOILET
V2	**1200**	1230	**429**	450	1650	2100				ALUMINIUM FRAMED GLAZED TOP HUNG VENTILATOR	TYPE-3 TOILET
V3	**1500**	1530	**429**	450	1650	2100				ALUMINIUM FRAMED GLAZED TOP HUNG VENTILATOR	TYPE-3 TOILET

NORTH:

LEGEND:
- RC WALL / COLUMN
- 200mm THK BLOCK WORK
- GRID LINE

ABBREVIATION:
- FFL - FINISHED FLOOR LEVEL
- FRL - FORMED ROAD LEVEL
- FPL - FORMED PAVEMENT LEVEL
- FHC - FIRE HOSE CABINET
- LVL - LEVEL
- ELEC- ELECTRICAL
- ELV - EXTRA LOW VOLTAGE
- AHU - AIR HANDLING UNIT
- PHE - PUBLIC HEALTH ENGINEERING

NOTES:
1. ALL DIMENSIONS ARE IN MILLIMETERS, LEVELS IN METERS AND ANGLES IN DEGREES UNLESS OTHERWISE NOTED.
2. THE DRAWING IS TO BE READ AND NOT TO BE SCALED; ONLY WRITTEN DIMENSIONS IN ALL CASES SHALL BE FOLLOWED.
3. THE DRAWING SHALL BE READ IN CONJUNCTION WITH ALL RELEVANT ARCHITECTURAL, STRUCTURAL AND SERVICE DRAWINGS.
4. ALL DIMENSIONS SHALL BE VERIFIED ON SITE PRIOR TO START OF WORK AND ANY DISCREPANCY SHALL BE BROUGHT TO THE NOTICE OF THE ARCHITECT.
5. READ THIS DRAWING IN CONJUNCTION WITH SITE PLAN, DWG NO. 017203-A-SP-00-WD-0003
6. REFER DRAWING NO. 0088 FOR SWACCH DELHI TOILET LOCATION AT GATE NO. 1, 3, 6 & 18 & DRAWING NO. 0087A FOR ELEVATIONS AND LEGENDS.
7. PLUMBING FIXTURES, RAINWATER PIPE / LIGHT LOCATIONS ARE INDICATIVE ONLY. FOR EXACT LOCATION AND NUMBERS REFER MEP DRG.
8. * = DIMENSION VARIES. BOTTOM TILE IS RESIDUE TILE
9. FOR SUNKEN DETAIL REFER STRUCTURAL DRAWING.

Key Plan

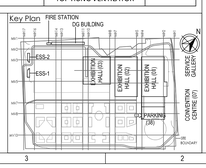

Owner / Employer
India International Convention & Exhibition Centre Limited
Room No. 402A, Ministry of Commerce & Industry, DIPP, Udyog Bhawan, New Delhi-110011, India
Department of Industrial Policy and Promotion Ministry of Commerce & Industry Government of India

Knowledge Partner
Delhi Mumbai Industrial Corridor Development Corporation
Room No 341 B, 3rd Floor Hotel Ashok, Diplomatic Enclave, 50B Chanakyapuri, New Delhi - 110021

Employer's Representative
Employer Engineer
Programme Management Consultant (PMC)
AECOM

Preliminary Engineering Architecture Consultants (PEAC)
idom
Av. Del Monasterio de El Escorial, 4, 28049 Madrid, Spain
CPKUKREJA ARCHITECTS
No.D-1, Ashirwad Building, Green Park, New Delhi, Delhi 110016, India

EPC Contractor
L&T Construction Buildings & Factories
Mount Poonamallee Road, Manapakkam, P.B.No.979, Chennai - 600 089

EPC Contractor's Representatives
Design Consultant
Engineering Design and Research Center (EDRC)
L&T Construction - Buildings & Factories

Architectural Consultant
ARCOP Associates Pvt. Ltd.
A-5, Pampose Enclave , G.K.-I New Delhi, Delhi 110048, India

Structural Proof Consultant
Indian Institute of Technology (IIT) Madras
Sardar Patel Rd, Opposite to C. L.R.I, Adyar, Chennai, Tamil Nadu 600036

MEP Proof Consultant
Egis India Consulting Engineers Pvt. Ltd.
Plot No. 66, Sector 32, Institutional Area, Opp: Zenarts Solutions, Gurugram, Haryana 122001

ICT Proof Consultant
CKR Consulting Engineers Pvt. Ltd.
#401, 3rd Floor, Narayana Arcade, Subbannachetty Road, Nehrubappa Circle, Basavanagudi, Bengaluru - 560004

Certification

EPC Contractor			
Design Consultant			
Architectural Consultant			
Proof Consultant			
Structural	**MEP**	**ICT**	
PEAC			

Issued by:
Employer / Employer's Engineer

REV	DESCRIPTION	DATE	DSGN	DRWN	CHKD	APPD
R0	ISSUED FOR GOOD FOR CONSTRUCTION	20.08.20	NI	HY	AG	AG

Revisions

ARCHITECTURE			FPS		
STRUCTURAL			PHE		
ELECTRICAL			GEOTECH.		
ELV SYSTEM					
HVAC					
CHECKED BY	SIGN	DATE	CHECKED BY	SIGN	DATE

EPC Contractor
L&T Construction Buildings & Factories

JOB No : 017203

Project Name
DESIGN AND CONSTRUCTION OF INDIA INTERNATIONAL CONVENTION & EXPO CENTRE
SECTOR 25, DWARKA, NEW DELHI, INDIA

Drawing Status
GOOD FOR CONSTRUCTION (GFC)

Drawing No.

			Rev. No
A	00	0087	R0

Title :
SITE TOILET DETAIL
TYPE-3 (SWACCH DELHI TOILET)-SHEET-1

EDRC DWG No :
017203-A-SP-00-WD-0087

Scale	Sheet Size
AS INDICATED	A0

This drawing is the property of L&T Construction, EDRC (EDRC shall not be passed on to any person or body not authorised by us to be handed over no copied or otherwise made use without L&T's or such person or body without our prior permission in writing.

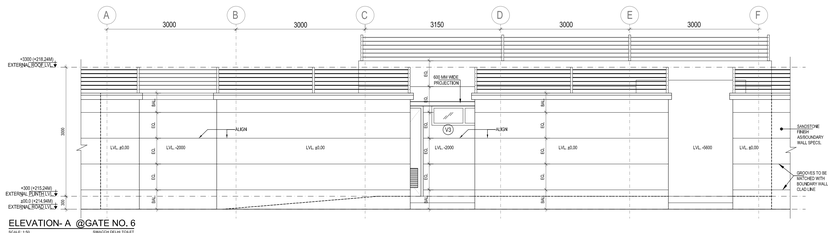

ELEVATION- A @GATE NO. 6

SCALE: 1:50 SWACCH DELHI TOILET

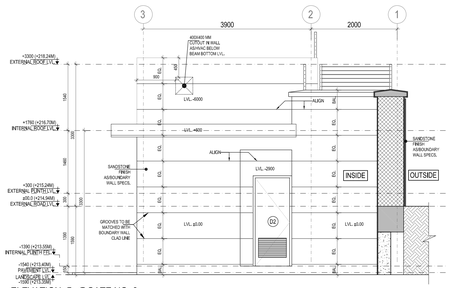

ELEVATION- B @GATE NO. 6

SCALE: 1:50 SWACCH DELHI TOILET

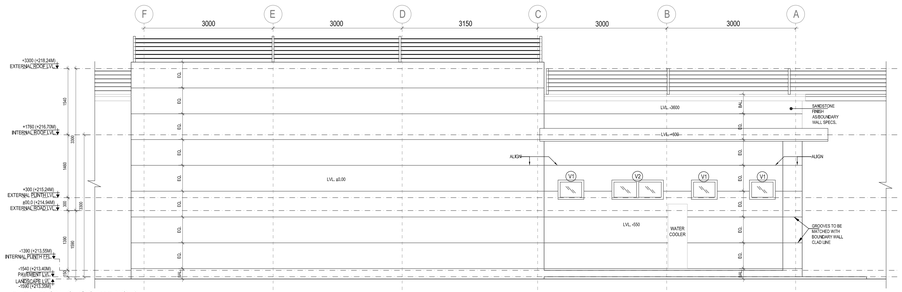

ELEVATION- C @GATE NO. 6

SCALE: 1:50 SWACCH DELHI TOILET

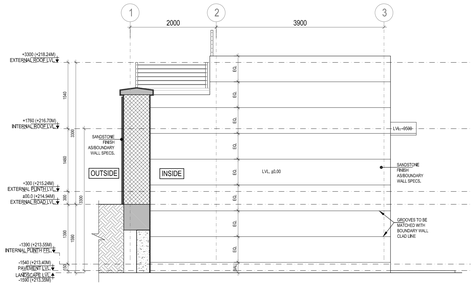

ELEVATION- D @GATE NO. 6

SCALE: 1:50 SWACCH DELHI TOILET

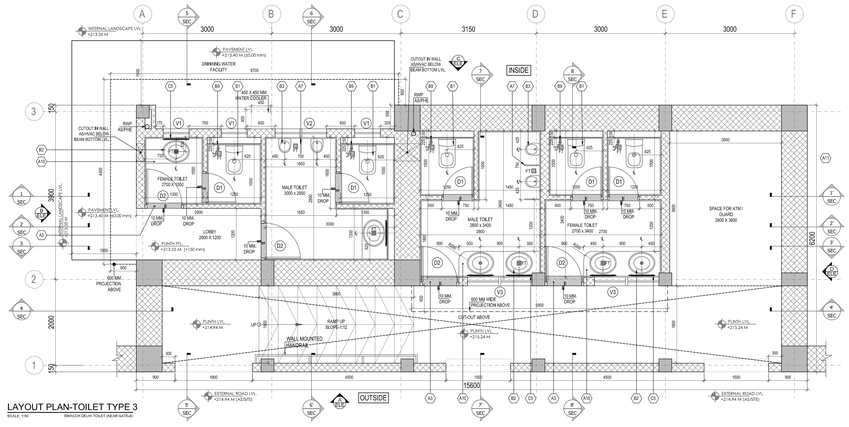

LAYOUT PLAN-TOILET TYPE 3

SCALE: 1:50 SWACCH DELHI TOILET (NEAR GATE-6)

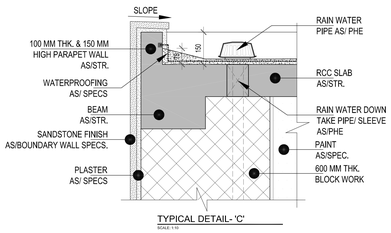

TYPICAL DETAIL- 'C'

SCALE: 1:10

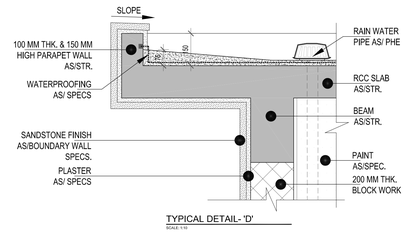

TYPICAL DETAIL- 'D'

SCALE: 1:10

TOILET TYPE-3 (SWACCH DELHI TOILET) DOOR WINDOW SCHEDULE

NAME	WIDTH (mm)	WIDTH (mm)	HEIGHT (mm)	HEIGHT (mm)	CILL HT (mm)	LINTEL HT (mm)	WIDTH (mm)	HEIGHT (mm)	CILL HT (mm)	MATERIAL	LOCATION
			FROM F.F.L								
	FRAME TO FRAME OPENING SIZE	ROUGH OPENING SIZE	FRAME TO FRAME OPENING SIZE	ROUGH OPENING SIZE			DOOR LOUVER				
DOOR											
D1	750	780	2100	-	-	2100	300	100	200	WOODEN FRAMED WOODEN FLUSH SHUTTER DOOR WITH GRILL	TYPE-3 TOILET
D2	900	930	2100	-	-	2100	650	450	200	WOODEN FRAMED WOODEN FLUSH SHUTTER DOOR WITH GRILL	TYPE-3 TOILET
VENTILATOR											
V1	600	630	429	450	1650	2100				ALUMINIUM FRAMED GLAZED TOP HUNG VENTILATOR	TYPE-3 TOILET
V2	1200	1230	429	450	1650	2100				ALUMINIUM FRAMED GLAZED TOP HUNG VENTILATOR	TYPE-3 TOILET
V3	1500	1530	429	450	1650	2100				ALUMINIUM FRAMED GLAZED TOP HUNG VENTILATOR	TYPE-3 TOILET

LEGEND

TAG	PARTICULARS
	FINISHING SCHEDULE (CATEGORY-A) AS APPROVED SAMPLES/SPECIFICATIONS
A1	FLOOR TILE (600X600)
A2	WALL TILE (600X300)
A3	STONE AS/ APPROVAL (THRESHOLD)
A4	PAINT AS/APPROVAL
A7	URINAL PARTITION AS/SPECS
A8	STONE AS/ APPROVAL
A10	COUNTER TOP MATERIAL AS/APPROVAL
	FIXTURES (CATEGORY-B) AS APPROVED SAMPLES
B1	WATER CLOSET
B2	WASH BASIN
B3	URINAL
B4	CONCEALED CISTERN
B5	WATER CLOSET HANDICAP
B6	VANITY WASH BASIN
B7	HANDICAP GRAB BAR
B8	PILLAR TAP - BASIN
B9	HEALTH FAUCET (WITH HOSE)
B10	2 WAY BIB COCK
B11	WASTE COUPLING
B12	BOTTLE TRAP
B13	BRAIDED HOSE (BASIN)
B14	ANGLE VALVE
B15	SENSOR PLATE
B16	CONCEALED CISTERN FLUSH
B19	DRINKING WATER FOUNTAIN
	FITTINGS (CATEGORY-C) AS APPROVED SAMPLES
C5	MIRROR (600 X 700)

LEGEND

	ANTISKID CERAMIC FLOOR TILE AS APPROVED SAMPLE
	GLAZED CERAMIC WALL TILE AS APPROVED SAMPLE
START FLOOR TILE	STARTING FLOOR TILE (ANTISKID CERAMIC TILE)
	STONE THRESHOLD
	KOTA STONE AS APPROVED SAMPLE
START KOTA	STARTING FLOOR TILE (KOTA STONE)

LEGEND

S.No.	PARTICULARS	SYMBOL
	PLUMBING	
1	FLOOR TRAP	FT
	ELECTRICAL	
1	DOWN LIGHT AT CEILING LEVEL AS/MEP	
2	TUBELIGHT AT +2250 MM FROM FFL. AS/MEP	

NORTH:

LEGEND:

RC WALL / COLUMN

200mm THK BLOCK WORK

GRID LINE

ABBREVIATION:

FFL - FINISHED FLOOR LEVEL
FRL - FORMED ROAD LEVEL
FPL - FORMED PAVEMENT LEVEL
FHC - FIRE HOSE CABINET
LVL - LEVEL
ELEC- ELECTRICAL
ELV - EXTRA LOW VOLTAGE
AHU - AIR HANDLING UNIT
PHE - PUBLIC HEALTH ENGINEERING

NOTES:

1. ALL DIMENSIONS ARE IN MILLIMETERS. LEVELS IN METERS AND ANGLES IN DEGREES UNLESS OTHERWISE NOTED.
2. THE DRAWING IS TO BE READ AND NOT TO BE SCALED; ONLY WRITTEN DIMENSIONS IN ALL CASES SHALL BE FOLLOWED.
3. THE DRAWING SHALL BE READ IN CONJUNCTION WITH ALL RELEVANT ARCHITECTURAL, STRUCTURAL AND SERVICE DRAWINGS.
4. ALL DIMENSIONS SHALL BE VERIFIED ON SITE PRIOR TO START OF WORK AND ANY DISCREPANCY SHALL BE BROUGHT TO THE NOTICE OF THE ARCHITECT.
5. READ THIS DRAWING IN CONJUNCTION WITH SITE PLAN, DWG NO. O17203-A-SP-00-WD-0003
6. REFER DRAWING NO. 0088 FOR SWACCH DELHI TOILET LOCATION AT GATE NO. 1, 3, 6 & 18 & DRAWING NO. 0087 FOR PLAN, SECTION AND DETAILS.
7. PLUMBING FIXTURES, RAINWATER PIPE / LIGHT LOCATIONS ARE INDICATIVE ONLY. FOR EXACT LOCATION AND NUMBERS REFER MEP DRG
8. * - DIMENSION VARIES, BOTTOM TILE IS RESCUE TILE
9. FOR SUNKEN DETAIL REFER STRUCTURAL DRAWING.

Key Plan

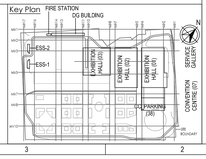

Owner / Employer

India International Convention & Exhibition Centre Limited
Room No. 452A, Ministry of Commerce & Industry, DIPP, Udyog Bhawan, New Delhi-110011, India

Department of Industrial Policy and Promotion Ministry of Commerce & Industry Government of India

Knowledge Partner

Delhi Mumbai Industrial Corridor Development Corporation
Room No 341 B, 3rd Floor Hotel Ashok, Diplomatic Enclave, 50B Chanakyapuri, New Delhi-110021

Employer's Representative

Employer Engineer
Programme Management Consultant (PMC)

AECOM

Preliminary Engineering Architecture Consultants (PEAC)

idom
Av. Del Monasterio de El Escorial, 4, 28049 Madrid, Spain

CPKUKREJA ARCHITECTS
No.D-1, Ashirwad Building, Green Park, New Delhi, Delhi 110016, India

EPC Contractor

L&T Construction
Buildings & Factories
Mount Poonamallee Road, Manapakkam, P.B.No.979, Chennai - 600 089

EPC Contractor's Representatives

Design Consultant
Engineering Design and Research Center (EDRC)
L&T Construction - Buildings & Factories

Architectural Consultant

ARCOP
Arcop Associates Pvt. Ltd.
A-15, Pampose Enclave , G.K.-I
New Delhi, Delhi 110048, India

Structural Proof Consultant

Indian Institute of Technology (IIT) Madras
Sardar Patel Rd, Opposite to C. L.R.I, Adyar, Chennai, Tamil Nadu 600036

MEP Proof Consultant

egis
Egis India Consulting Engineers Pvt. Ltd.
Plot No. 66, Sector 32, Institutional Area, Opp: Zenatix Solutions, Gurugram, Haryana 122001

ICT Proof Consultant

CKR
CKR Consulting Engineers Pvt. Ltd.
#401, 3rd Floor, Narayana Arcade, Subramanyachetty Road, Nehrubappa Circle, Basavanagudi, Bengaluru - 560004

Certification

EPC Contractor

Design Consultant

Architectural Consultant

Proof Consultant

Structural	MEP	ICT

PEAC

Issued by:
Employer / Employer's Engineer

R0	ISSUED FOR GOOD FOR CONSTRUCTION					
		02.08.22	NI	HY	AG	AG
REV	DESCRIPTION	DATE	DSGN	DRWN	CHKD	APPD

Revisions

ARCHITECTURE			FPS			
STRUCTURAL			PHE			
ELECTRICAL			GEOTECH.			
ELV SYSTEM						
HVAC						
CHECKED BY	SIGN	DATE	CHECKED BY	SIGN	DATE	

EPC Contractor
L&T Construction
Buildings & Factories

JOB No : O17203

Project Name
DESIGN AND CONSTRUCTION OF INDIA INTERNATIONAL CONVENTION & EXPO CENTRE
SECTOR 25, DWARKA, NEW DELHI, INDIA

Drawing Status
GOOD FOR CONSTRUCTION (GFC)

Drawing No			Rev. No
A	00	0087A	R0

Title :
SITE TOILET DETAIL
TYPE-3 (SWACCH DELHI TOILET)- SHEET-2

EDRC DWG No : **O17203-A-SP-00-WD-0087A**

Scale	Sheet Size
AS INDICATED	A0

This drawing is the property of L&T Construction. EDRC (EDRC and must not be passed on to any person or body not authorised by us to receive it nor be copied or otherwise used in part or in full or put to such person or body without our prior permission in writing.

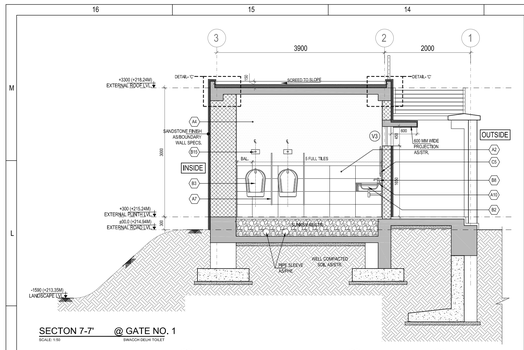

SECTON 7-7' @ GATE NO. 1
SCALE: 1:50 SWACCH DELHI TOILET

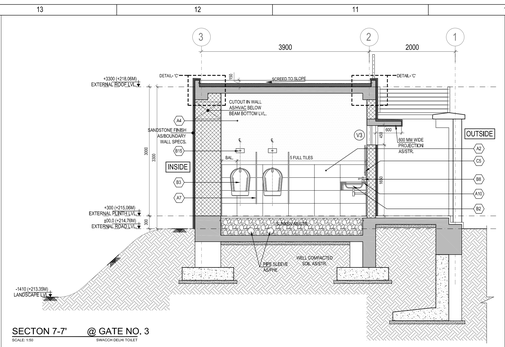

SECTON 7-7' @ GATE NO. 3
SCALE: 1:50 SWACCH DELHI TOILET

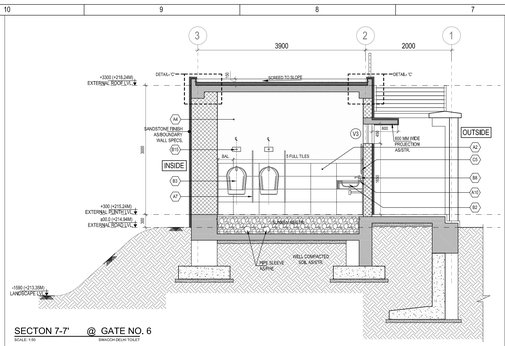

SECTON 7-7' @ GATE NO. 6
SCALE: 1:50 SWACCH DELHI TOILET

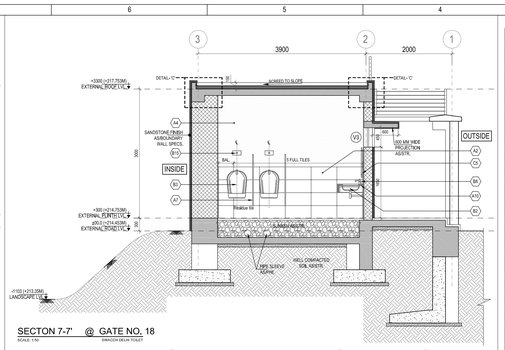

SECTON 7-7' @ GATE NO. 18
SCALE: 1:50 SWACCH DELHI TOILET

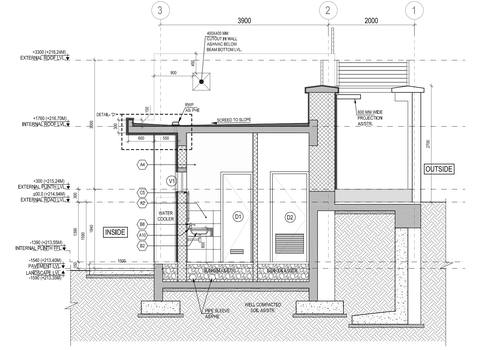

SECTON 5-5' @ GATE NO. 1
SCALE: 1:50 SWACCH DELHI TOILET

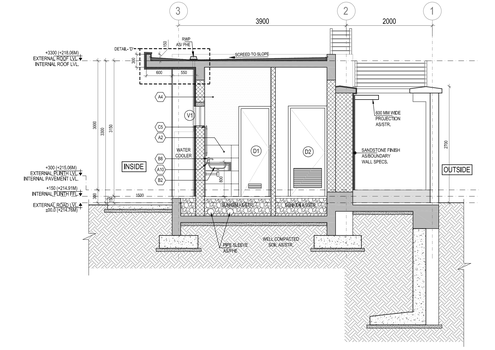

SECTON 5-5' @ GATE NO. 3
SCALE: 1:50 SWACCH DELHI TOILET

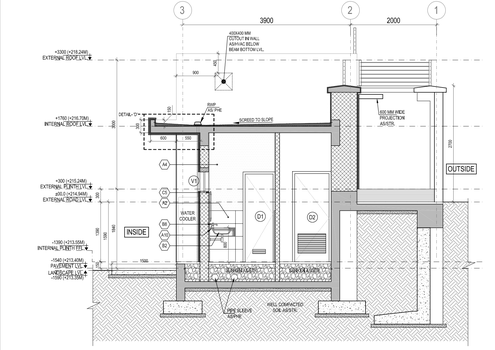

SECTON 5-5' @ GATE NO. 6
SCALE: 1:50 SWACCH DELHI TOILET

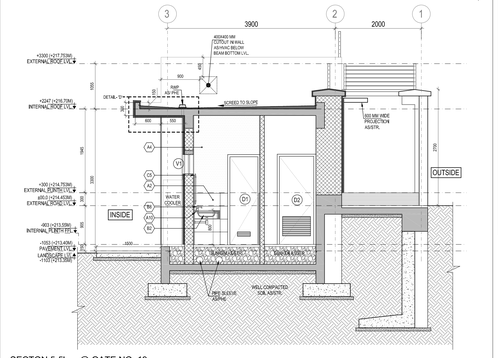

SECTON 5-5' @ GATE NO. 18
SCALE: 1:50 SWACCH DELHI TOILET

LEGEND	
TAG	PARTICULARS
	FINISHING SCHEDULE (CATEGORY-A) AS APPROVED SAMPLES/SPECIFICATIONS
A1	FLOOR TILE (600X600)
A2	WALL TILE (600X300)
A3	STONE AS/ APPROVAL (THRESHOLD)
A4	PAINT AS/APPROVAL
A7	URINAL PARTITION AS/SPECS
A8	STONE AS/ APPROVAL
A10	COUNTER TOP MATERIAL AS/APPROVAL
	FIXTURES (CATEGORY-B) AS APPROVED SAMPLES
B1	WATER CLOSET
B2	WASH BASIN
B3	URINAL
B4	CONCEALED CISTERN
B5	WATER CLOSET HANDICAP
B6	VANITY WASH BASIN
B7	HANDICAP GRAB BAR
B8	PILLAR TAP - BASIN
B9	HEALTH FAUCET (WITH HOSE)
B10	2 WAY BIB COCK
B11	WASTE COUPLING
B12	BOTTLE TRAP
B13	BRAIDED HOSE (BASIN)
B14	ANGLE VALVE
B15	SENSOR PLATE
B16	CONCEALED CISTERN FLUSH
B19	DRINKING WATER FOUNTAIN
	FITTINGS (CATEGORY-C) AS APPROVED SAMPLES
C5	MIRROR (600 X 700)

LEGEND	
	ANTISKID CERAMIC FLOOR TILE AS APPROVED SAMPLE
	GLAZED CERAMIC WALL TILE AS APPROVED SAMPLE
	STARTING FLOOR TILE (ANTISKID CERAMIC TILE)
	STONE THRESHOLD
	KOTA STONE AS APPROVED SAMPLE
	STARTING FLOOR TILE (KOTA STONE)

LEGEND		
S.No.	PARTICULARS	SYMBOL
	PLUMBING	
1	FLOOR TRAP	FT
	ELECTRICAL	
1	DOWN LIGHT AT CEILING LEVEL AS/MEP	
2	TUBELIGHT AT +2250 MM FROM FFL. AS/MEP	

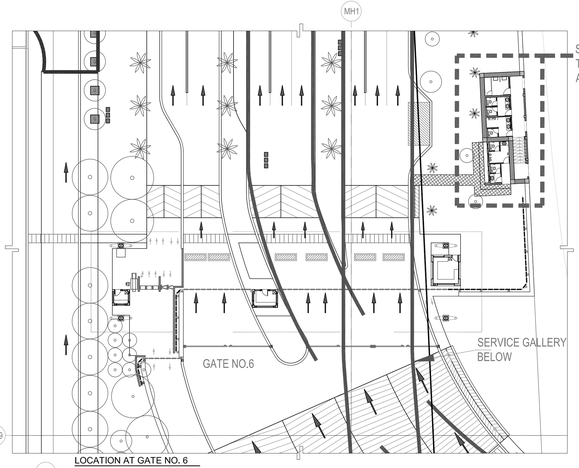

LOCATION AT GATE NO. 6
SCALE: 1:300 SWACCH DELHI TOILET

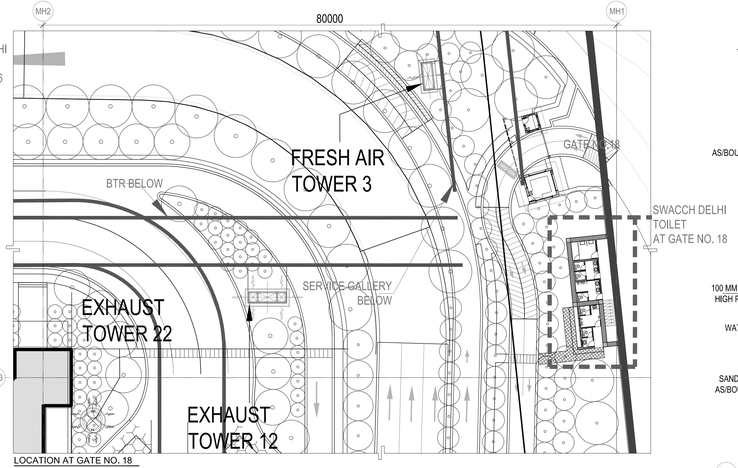

LOCATION AT GATE NO. 18
SCALE: 1:300 SWACCH DELHI TOILET

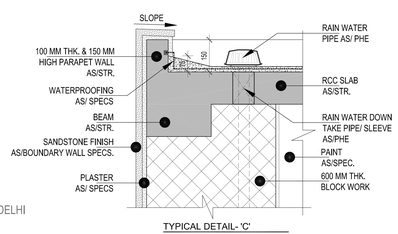

TYPICAL DETAIL- 'C'
SCALE: 1:10

TYPICAL DETAIL- 'D'
SCALE: 1:10

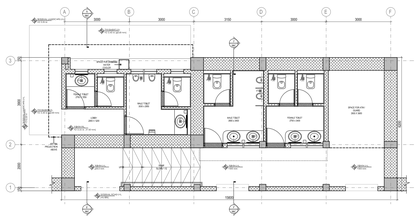

LAYOUT PLAN-TOILET TYPE 3
SCALE: 1:100 SWACCH DELHI TOILET

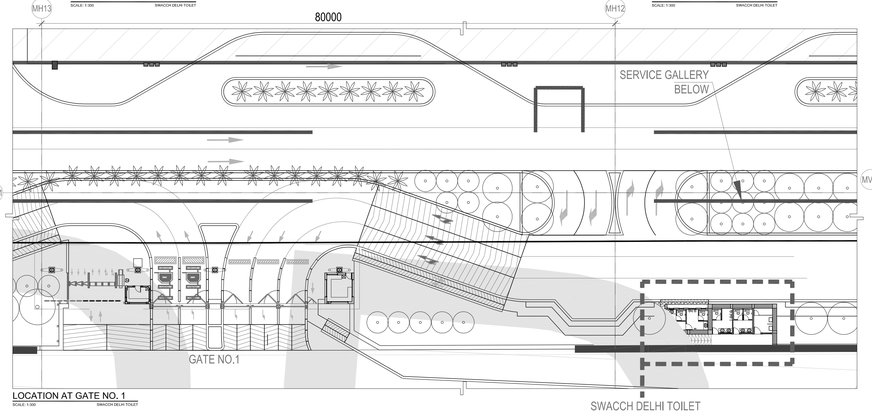

LOCATION AT GATE NO. 1
SCALE: 1:300 SWACCH DELHI TOILET

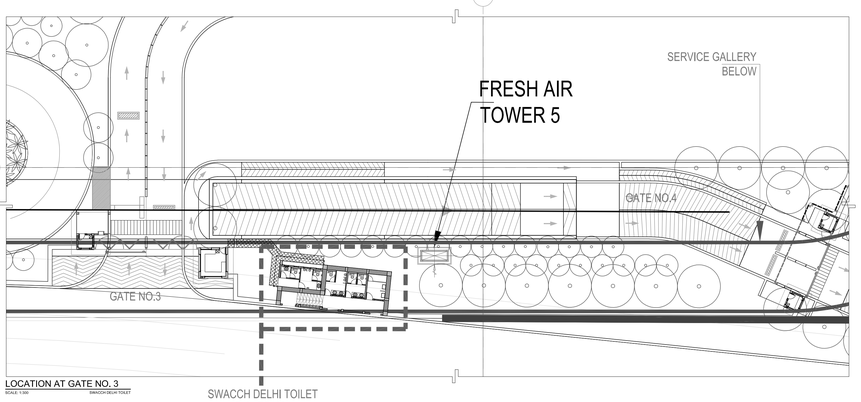

LOCATION AT GATE NO. 3
SCALE: 1:300 SWACCH DELHI TOILET

TOILET TYPE-3 (SWACCH DELHI TOILET) DOOR WINDOW SCHEDULE

NAME	WIDTH (mm)	WIDTH (mm)	HEIGHT (mm)	HEIGHT (mm)	CILL HT (mm)	LINTEL HT (mm)	WIDTH (mm)	HEIGHT (mm)	CILL HT (mm)	MATERIAL	LOCATION
			FROM F.F.L								
	FRAME TO FRAME OPENING SIZE	ROUGH OPENING SIZE	FRAME TO FRAME OPENING SIZE	ROUGH OPENING SIZE						DOOR LOUVER	
DOOR											
D1	750	780	2100	-	-	2100	300	100	200	WOODEN FRAMED WOODEN FLUSH SHUTTER DOOR WITH GRILL	TYPE-3 TOILET
D2	900	930	2100	-	-	2100	650	450	200	WOODEN FRAMED WOODEN FLUSH SHUTTER DOOR WITH GRILL	TYPE-3 TOILET
VENTILATOR											
V1	600	630	429	450	1650	2100				ALUMINIUM FRAMED GLAZED TOP HUNG VENTILATOR	TYPE-3 TOILET
V2	1200	1230	429	450	1650	2100				ALUMINIUM FRAMED GLAZED TOP HUNG VENTILATOR	TYPE-3 TOILET
V3	1500	1530	429	450	1650	2100				ALUMINIUM FRAMED GLAZED TOP HUNG VENTILATOR	TYPE-3 TOILET

NORTH:

LEGEND:
- RC WALL / COLUMN
- 200mm THK BLOCK WORK
- GRID LINE

ABBREVIATION:

FFL - FINISHED FLOOR LEVEL
FRL - FORMED ROAD LEVEL
FPL - FORMED PAVEMENT LEVEL
FHC - FIRE HOSE CABINET
LVL - LEVEL
ELEC- ELECTRICAL
ELV - EXTRA LOW VOLTAGE
AHU - AIR HANDLING UNIT
PHE - PUBLIC HEALTH ENGINEERING

NOTES:

1. ALL DIMENSIONS ARE IN MILLIMETERS, LEVELS IN METERS AND ANGLES IN DEGREES UNLESS OTHERWISE NOTED.
2. THE DRAWING IS TO BE READ AND NOT TO BE SCALED; ONLY WRITTEN DIMENSIONS IN ALL CASES SHALL BE FOLLOWED.
3. THE DRAWING SHALL BE READ IN CONJUNCTION WITH ALL RELEVANT ARCHITECTURAL, STRUCTURAL AND SERVICE DRAWINGS.
4. ALL DIMENSIONS SHALL BE VERIFIED ON SITE PRIOR TO START OF WORK AND ANY DISCREPANCY SHALL BE BROUGHT TO THE NOTICE OF THE ARCHITECT.
5. READ THIS DRAWING IN CONJUNCTION WITH SITE PLAN, DWG NO. O17203-A-SP-00-WD-0003
6. REFER DRAWING NO. 0087 & 0087A FOR SWACCH DELHI TOILET PLAN, ELEVATION, SECTION AND DETAILS.
7. PLUMBING FIXTURES, RAINWATER PIPE / LIGHT LOCATIONS ARE INDICATIVE ONLY. FOR EXACT LOCATION AND NUMBERS REFER MEP DRG.
8. * - DIMENSION VARIES, BOTTOM TILE IS RESIDUE TILE
9. FOR SUNKEN DETAIL REFER STRUCTURAL DRAWING.

Key Plan



Owner / Employer

India International Convention & Exhibition Centre Limited
Room No. 452A, Ministry of Commerce & Industry, DIPP, Udyog Bhawan, New Delhi-110011, India

Department of Industrial Policy and Promotion Ministry of Commerce & Industry Government of India

Knowledge Partner

Delhi Mumbai Industrial Corridor Development Corporation
Room No 341 B, 3rd Floor Hotel Ashok, Diplomatic Enclave, 50B Chankyapuri, New Delhi - 110021

Employer's Representative

Employer Engineer
Programme Management Consultant (PMC)

AECOM

Preliminary Engineering Architecture Consultants (PEAC)

idom
Av. Del Monasterio de El Escorial, 4, 28049 Madrid, Spain

CPKUKREJA ARCHITECTS
No.D-1, Ashirwad Building, Green Park, New Delhi, Delhi 110016, India

EPC Contractor

L&T Construction
Buildings & Factories
Mount Poonamallee Road, Manapakkam, P.B.No.979, Chennai - 600 089

EPC Contractor's Representatives

Design Consultant
Engineering Design and Research Center (EDRC)
L&T Construction - Buildings & Factories

Architectural Consultant

ARCOP
Arcop Associates Pvt. Ltd.
A-5, Pampose Enclave , G.K.-I New Delhi, Delhi 110048, India

Structural Proof Consultant

Indian Institute of Technology (IIT) Madras
Sardar Patel Rd, Opposite to C. L.R.I, Adyar, Chennai, Tamil Nadu 600036

MEP Proof Consultant

egis
Egis India Consulting Engineers Pvt. Ltd.
Plot No. 66, Sector 32, Institutional Area, Opp: Zenotis Solutions, Gurugram, Haryana 122001

ICT Proof Consultant

CKR
CKR Consulting Engineers Pvt. Ltd.
#401, 3rd Floor, Narayana Arcade, Subbaramachetty Road, Nehrubappa Circle, Basavanagudi, Bengaluru - 560004

Certification

EPC Contractor

Design Consultant

Architectural Consultant

Proof Consultant

Structural	MEP	ICT

PEAC

Issued by:
Employer / Employer's Engineer

REV	DESCRIPTION	DATE	DSGN	DRWN	CHKD	APPD
R0	ISSUED FOR GOOD FOR CONSTRUCTION	20.08.20	HI	HV	AG	AG

Revisions

ARCHITECTURE			EPS		
STRUCTURAL			PHE		
ELECTRICAL			GEOTECH.		
ELV SYSTEM					
HVAC					
CHECKED BY	SIGN	DATE	CHECKED BY	SIGN	DATE

EPC Contractor
L&T Construction Buildings & Factories
JOB No : O17203

Project Name
DESIGN AND CONSTRUCTION OF INDIA INTERNATIONAL CONVENTION & EXPO CENTRE
SECTOR 25, DWARKA, NEW DELHI, INDIA

Drawing Status
GOOD FOR CONSTRUCTION (GFC)

Drawing No: A 00 0088 — Rev. No: R0

Title :
SITE TOILET DETAIL
TYPE-3 (SWACCH DELHI TOILET)- SHEET-3
LOCATION AT GATE NO. 1, 3, 6 & 18

EDRC DWG No : **O17203-A-SP-00-WD-0088** — Scale: AS INDICATED — Sheet Size: A0

This drawing is the property of L&T Construction, L&T-EDRC and must not be passed on to any person or body not authorised by us to receive it nor be copied or otherwise made use either in full or in part by such person or body without our prior permission in writing.

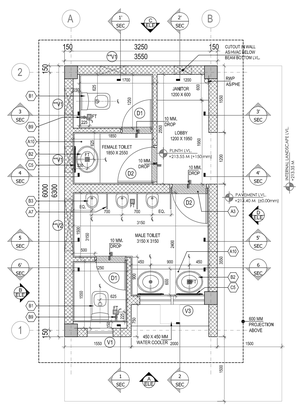

LAYOUT PLAN-TOILET TYPE-2
SCALE: 1:50 SERVICE TOILET

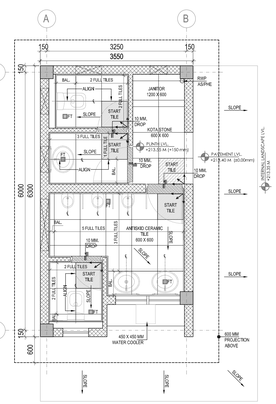

FLOORING PLAN-TOILET TYPE-2
SCALE: 1:50 SERVICE TOILET

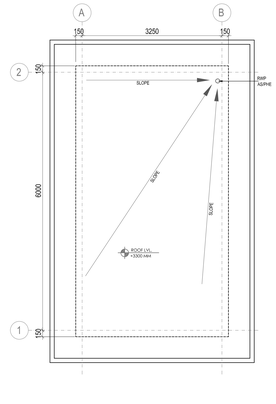

ROOF PLAN-TOILET TYPE-2
SCALE: 1:50 SERVICE TOILET

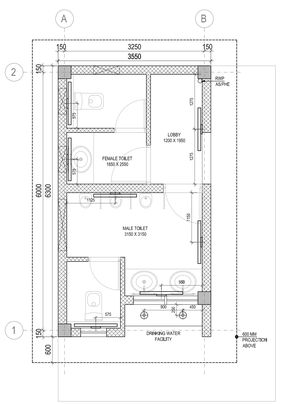

LIGHTING LAYOUT-TOILET TYPE-2
SCALE: 1:50 SERVICE TOILET

TOILET TYPE-2 (SERVICE TOILET) DOOR WINDOW SCHEDULE

NAME	WIDTH (mm)	WIDTH (mm)	HEIGHT (mm)	HEIGHT (mm)	CILL HT (mm)	LINTEL HT (mm)	WIDTH (mm)	HEIGHT (mm)	CILL HT (mm)	MATERIAL	LOCATION
			FROM F.F.L								
	FRAME TO FRAME OPENING SIZE	ROUGH OPENING SIZE	FRAME TO FRAME OPENING SIZE	ROUGH OPENING SIZE			DOOR LOUVER				
DOOR											
D1	**750**	780	**2100**	-	-	2100	300	150	200	WOODEN FRAMED WOODEN FLUSH SHUTTER DOOR WITH LOUVER	TYPE-2 TOILET
D2	**900**	930	**2100**	-	-	2100	450	200	200	WOODEN FRAMED WOODEN FLUSH SHUTTER DOOR WITH LOUVER	TYPE-2 TOILET
VENTILATOR											
V1	**600**	630	**429**	450	1650	2100				ALUMINIUM FRAMED GLAZED TOP HUNG VENTILATOR	TYPE-2 TOILET
V2	**1200**	1230	**429**	450	1650	2100				ALUMINIUM FRAMED GLAZED TOP HUNG VENTILATOR	TYPE-2 TOILET
V3	**1500**	1530	**429**	450	1650	2100				ALUMINIUM FRAMED GLAZED TOP HUNG VENTILATOR	TYPE-2 TOILET

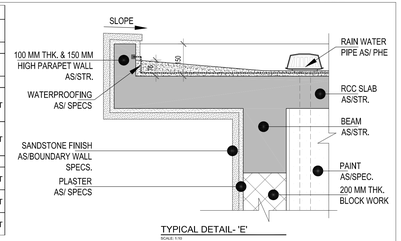

TYPICAL DETAIL- 'E'
SCALE: 1:10

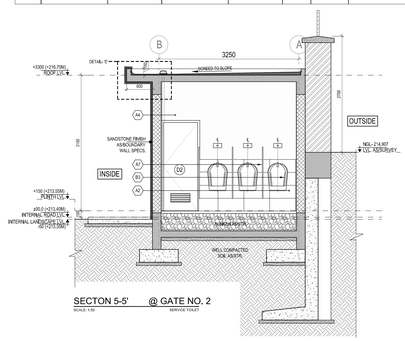

SECTON 5-5' @ GATE NO. 2
SCALE: 1:50 SERVICE TOILET

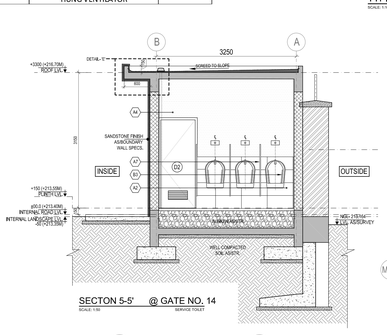

SECTON 5-5' @ GATE NO. 14
SCALE: 1:50 SERVICE TOILET

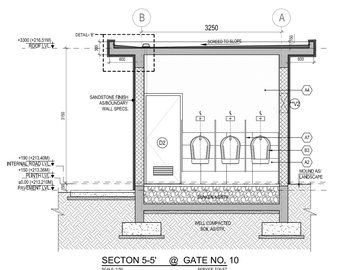

SECTON 5-5' @ GATE NO. 10
SCALE: 1:50 SERVICE TOILET

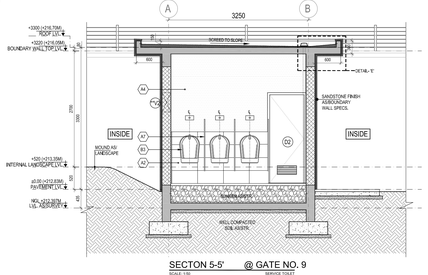

SECTON 5-5' @ GATE NO. 9
SCALE: 1:50 SERVICE TOILET

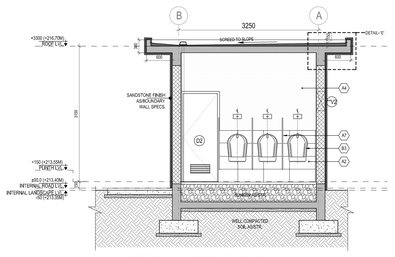

SECTON 5-5' @ GATE NO. 12
SCALE: 1:50 SERVICE TOILET

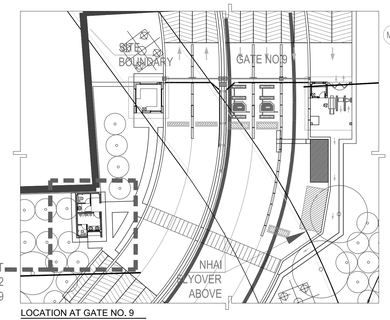

LOCATION AT GATE NO. 9
SCALE: 1:500 SERVICE TOILET

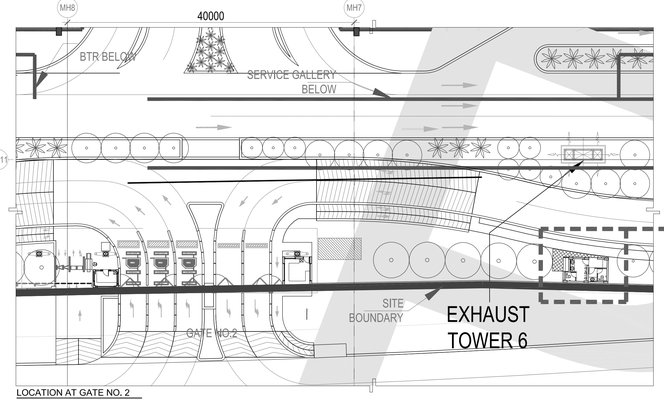

LOCATION AT GATE NO. 2
SCALE: 1:500 SERVICE TOILET

LOCATION AT GATE NO. 10
SCALE: 1:500 SERVICE TOILET

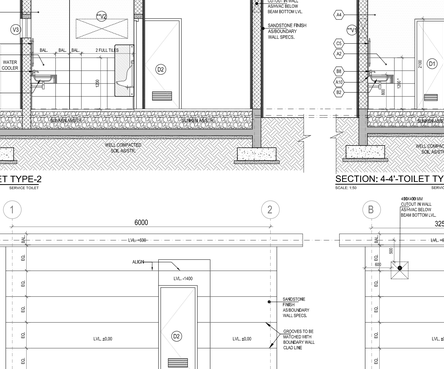

LOCATION AT GATE NO. 14
SCALE: 1:500 SERVICE TOILET

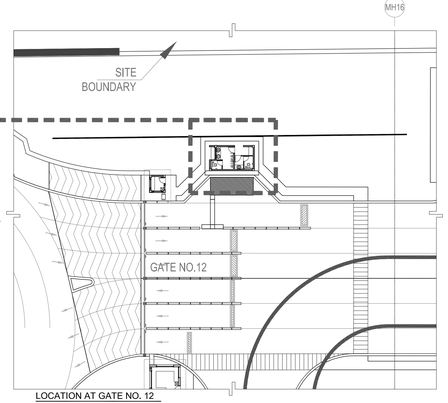

LOCATION AT GATE NO. 12
SCALE: 1:500 SERVICE TOILET

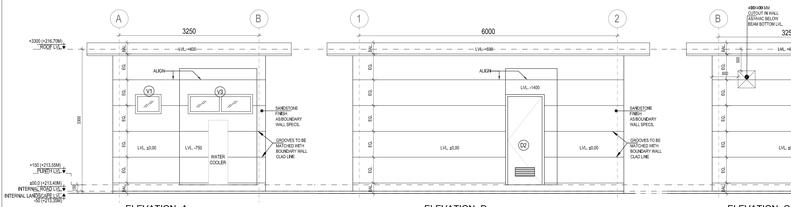

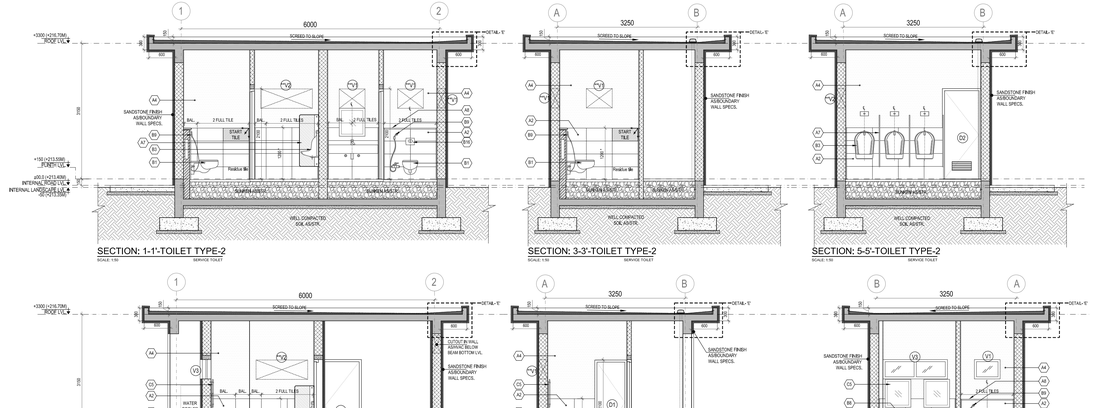

LEGEND

TAG	PARTICULARS
	FINISHING SCHEDULE (CATEGORY-A) AS APPROVED SAMPLES/SPECIFICATIONS
A1	FLOOR TILE (600X600)
A2	WALL TILE (600X300)
A3	STONE AS/ APPROVAL (THRESHOLD)
A4	PAINT AS/APPROVAL
A7	URINAL PARTITION AS/SPECS
A8	STONE AS/ APPROVAL
A10	COUNTER TOP MATERIAL AS/APPROVAL
	FIXTURES (CATEGORY-B) AS APPROVED SAMPLES
B1	WATER CLOSET
B2	WASH BASIN
B3	URINAL
B4	CONCEALED CISTERN
B5	WATER CLOSET HANDICAP
B6	VANITY WASH BASIN
B7	HANDICAP GRAB BAR
B8	PILLAR TAP - BASIN
B9	HEALTH FAUCET (WITH HOSE)
B10	2 WAY BIB COCK
B11	WASTE COUPLING
B12	BOTTLE TRAP
B13	BRAIDED HOSE (BASIN)
B14	ANGLE VALVE
B15	SENSOR PLATE
B16	CONCEALED CISTERN FLUSH
B19	DRINKING WATER FOUNTAIN
	FITTINGS (CATEGORY-C) AS APPROVED SAMPLES
C5	MIRROR (600 X 650)

LEGEND

	ANTISKID CERAMIC FLOOR TILE AS APPROVED SAMPLE
	GLAZED CERAMIC WALL TILE AS APPROVED SAMPLE
START TILE	STARTING FLOOR TILE (ANTISKID CERAMIC TILE)
	STONE THRESHOLD
	KOTA STONE AS APPROVED SAMPLE
START TILE	STARTING FLOOR TILE (KOTA STONE)

LEGEND

S.No.	PARTICULARS	SYMBOL
	PLUMBING	
1	FLOOR TRAP	FT
	ELECTRICAL	
1	DOWN LIGHT AT CEILING LEVEL AS/MEP	
2	TUBELIGHT AT +2250 MM FROM FFL. AS/MEP	

NORTH:

LEGEND:
- RC WALL / COLUMN
- 200mm THK BLOCK WORK
- GRID LINE

ABBREVIATION:

FFL - FINISHED FLOOR LEVEL
FRL - FORMED ROAD LEVEL
FPL - FORMED PAVEMENT LEVEL
FHC - FIRE HOSE CABINET
LVL - LEVEL
ELEC- ELECTRICAL
ELV - EXTRA LOW VOLTAGE
AHU - AIR HANDLING UNIT
PHE - PUBLIC HEALTH ENGINEERING

NOTES:

1. ALL DIMENSIONS ARE IN MILLIMETERS, LEVELS IN METERS AND ANGLES IN DEGREES UNLESS OTHERWISE NOTED.
2. THE DRAWING IS TO BE READ AND NOT TO BE SCALED; ONLY WRITTEN DIMENSIONS IN ALL CASES SHALL BE FOLLOWED.
3. THE DRAWING SHALL BE READ IN CONJUNCTION WITH ALL RELEVANT ARCHITECTURAL, STRUCTURAL AND SERVICE DRAWINGS.
4. ALL DIMENSIONS SHALL BE VERIFIED ON SITE PRIOR TO START OF WORK AND ANY DISCREPANCY SHALL BE BROUGHT TO THE NOTICE OF THE ARCHITECT.
5. READ THIS DRAWING IN CONJUNCTION WITH SITE PLAN, DWG NO. 017203-A-SP-00-WD-0003
6. PLUMBING FIXTURES, RAINWATER PIPE / LIGHT LOCATIONS ARE INDICATIVE ONLY. FOR EXACT LOCATION AND NUMBERS REFER MEP DRG
7. * - DIMENSION VARIES, BOTTOM TILE IS RESIDUE TILE
8. FOR SUNKEN DETAIL REFER STRUCTURAL DRAWING.
9. ** - SERVICE TOILET VENTILATOR'S PROVISION BASED ON AVAILABLE WALL SURFACE (GATE NO.-2 & 14)

Key Plan

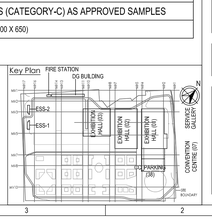

Owner / Employer

India International Convention & Exhibition Centre Limited
Room No. 452A, Ministry of Commerce & Industry, DIPP, Udyog Bhawan, New Delhi-110011, India

Department of Industrial Policy and Promotion Ministry of Commerce & Industry Government of India

Knowledge Partner

Delhi Mumbai Industrial Corridor Development Corporation
Room No 541 B, 3rd Floor Hotel Ashok, Diplomatic Enclave, SOE Chanakyapuri, New Delhi - 110021

Employer's Representative

Employer Engineer
Programme Management Consultant (PMC)

AECOM

Preliminary Engineering Architecture Consultants (PEAC)

idom
Av. Del Monasterio de El Escorial, 4, 28049 Madrid, Spain

CPK CPUKREJA ARCHITECTS
No.D-1, Ashirwad Building, Green Park, New Delhi, Delhi 110016, India

EPC Contractor

L&T Construction
Buildings & Factories
Mount Poonamallee Road, Manapakkam, P.B.No.979, Chennai - 600 089

EPC Contractor's Representatives

Design Consultant
Engineering Design and Research Center (EDRC)
L&T Construction - Buildings & Factories

Architectural Consultant

ARCOP
Arcop Associates Pvt. Ltd.
A-15, Pampose Enclave , G.K.-I New Delhi, Delhi 110048, India

Structural Proof Consultant

Indian Institute of Technology (IIT) Madras
Sardar Patel Rd, Opposite to C. L.R.I. Adyar, Chennai, Tamil Nadu 600036

MEP Proof Consultant

egis
Egis India Consulting Engineers Pvt. Ltd.
Plot No. 66, Sector 32, Institutional Area, Opp: Zenotis Solutions, Gurugram, Haryana 122001

ICT Proof Consultant

CKR
CKR Consulting Engineers Pvt. Ltd.
#401, 3rd Floor, Narayana Arcade, Subbannachetty Road, Nehrubappa Circle, Basavanagudi, Bengaluru - 560004

Certification

EPC Contractor		
Design Consultant		
Architectural Consultant		
Proof Consultant		
Structural	MEP	ICT
PEAC		

Issued by:
Employer / Employer's Engineer

REV	DESCRIPTION	DATE	DSGN	DRWN	CHKD	APPD
R0	ISSUED FOR GOOD FOR CONSTRUCTION	20.08.20	NI	HY	AG	AG

Revisions

ARCHITECTURE			FPS			
STRUCTURAL			PHE			
ELECTRICAL			GEOTECH.			
ELV SYSTEM						
HVAC						
CHECKED BY	SIGN	DATE	CHECKED BY	SIGN	DATE	

EPC Contractor
L&T Construction
Buildings & Factories

JOB No : 017203

Project Name
DESIGN AND CONSTRUCTION OF INDIA INTERNATIONAL CONVENTION & EXPO CENTRE
SECTOR 25, DWARKA, NEW DELHI, INDIA

Drawing Status
GOOD FOR CONSTRUCTION (GFC)

Drawing No.: A | 00 | 0089 | Rev. No.: R0

Title :
SITE TOILET DETAIL TYPE-2 (SERVICE TOILETS) LOCATION AT GATE NO. 2, 9, 10, 12 & 14

EDRC DWG No : 017203-A-SP-00-WD-0089
Scale: AS INDICATED
Sheet Size: A0

This drawing is the property of L&T Construction, EDRC and must not be passed on to any person or body not authorised by us to be handed over to client or otherwise and we will be held to such by such person or body without our prior permission in writing.

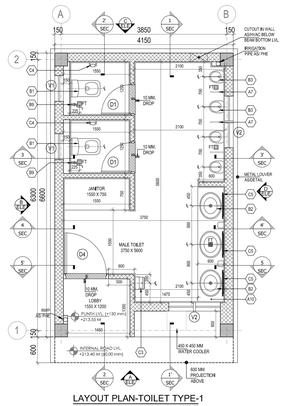

LAYOUT PLAN-TOILET TYPE-1
SCALE: 1:50 MALE TOILET

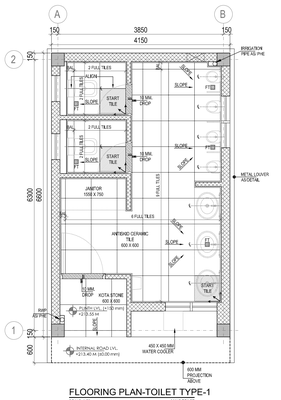

FLOORING PLAN-TOILET TYPE-1
SCALE: 1:50 MALE TOILET

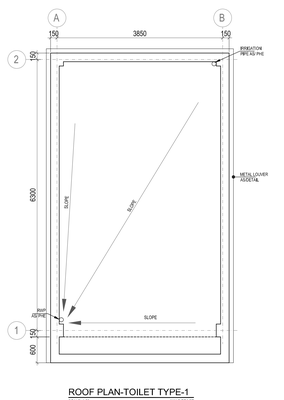

ROOF PLAN-TOILET TYPE-1
SCALE: 1:50 MALE TOILET

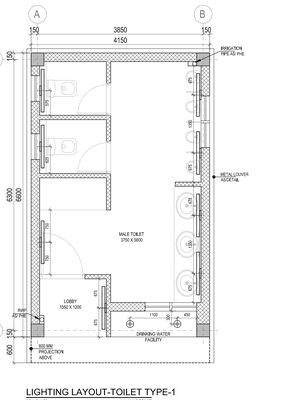

LIGHTING LAYOUT-TOILET TYPE-1
SCALE: 1:50 MALE TOILET

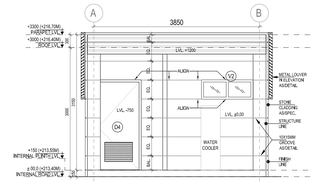

ELEVATION-A TYPE-1
SCALE: 1:50 MALE TOILET

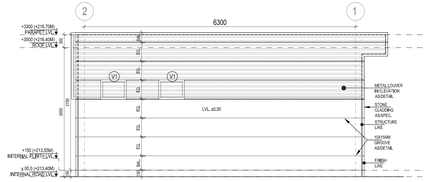

ELEVATION-B TYPE-1
SCALE: 1:50 MALE TOILET

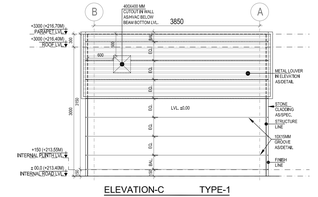

ELEVATION-C TYPE-1
SCALE: 1:50 MALE TOILET

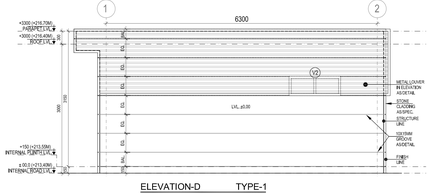

ELEVATION-D TYPE-1
SCALE: 1:50 MALE TOILET

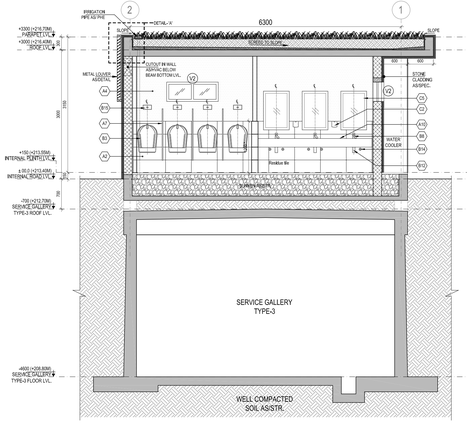

SECTON 1-1' TYPE-1
SCALE: 1:50 MALE TOILET

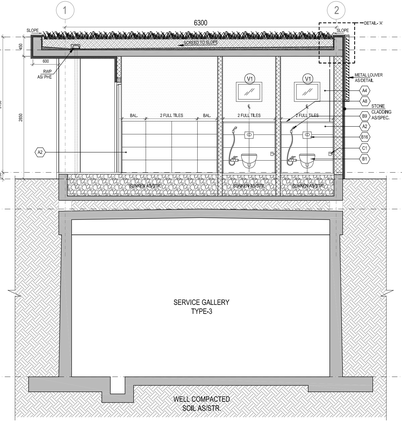

SECTON 2-2' TYPE-1
SCALE: 1:50 MALE TOILET

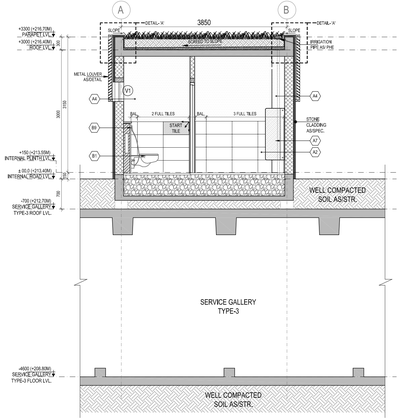

SECTON 3-3' TYPE-1
SCALE: 1:50 MALE TOILET

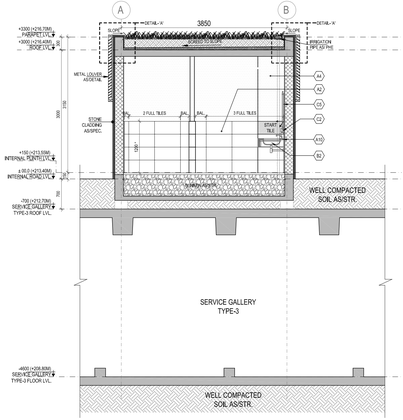

SECTON 4-4' TYPE-1
SCALE: 1:50 MALE TOILET

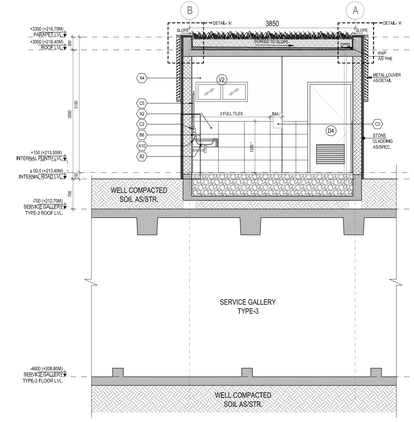

SECTON 5-5' TYPE-1
SCALE: 1:50 MALE TOILET

TOILET TYPE-1 MALE & FEMALE (TOILET AT OPEN EXHIBITION AREA) DOOR WINDOW SCHEDULE

NAME	WIDTH (mm)	WIDTH (mm)	HEIGHT (mm)	HEIGHT (mm)	CILL HT (mm)	LINTEL HT (mm)	WIDTH (mm)	HEIGHT (mm)	CILL HT (mm)	MATERIAL	LOCATION
			FROM F.F.L								
	FRAME TO FRAME OPENING SIZE	ROUGH OPENING SIZE	FRAME TO FRAME OPENING SIZE	ROUGH OPENING SIZE			DOOR LOUVER				
DOOR											
D1	750	780	2100	-	-	2100	300	100	200	WOODEN FRAMED WOODEN FLUSH SHUTTER DOOR WITH LOUVER	TYPE-1 TOILET (MALE & FEMALE)
D4	1050	1080	2100	-	-	2100	650	450	200	WOODEN FRAMED WOODEN FLUSH SHUTTER DOOR WITH LOUVER	TYPE-1 TOILET (MALE)
D4	1050	1080	2100	-	-	2100	450	200	200	WOODEN FRAMED WOODEN FLUSH SHUTTER DOOR WITH LOUVER	TYPE-1 TOILET (FEMALE)
D5	1100	1130	2100	-	-	2100	300	200	200	WOODEN FRAMED WOODEN FLUSH SHUTTER DOOR WITH LOUVER	TYPE-1 TOILET (FEMALE)
VENTILATOR											
V1	600	630	429	450	1650	2100				ALUMINIUM FRAMED GLAZED TOP HUNG VENTILATOR	TYPE-1 TOILET (MALE & FEMALE)
V2	1200	1230	429	450	1650	2100				ALUMINIUM FRAMED GLAZED TOP HUNG VENTILATOR	TYPE-1 TOILET (MALE & FEMALE)

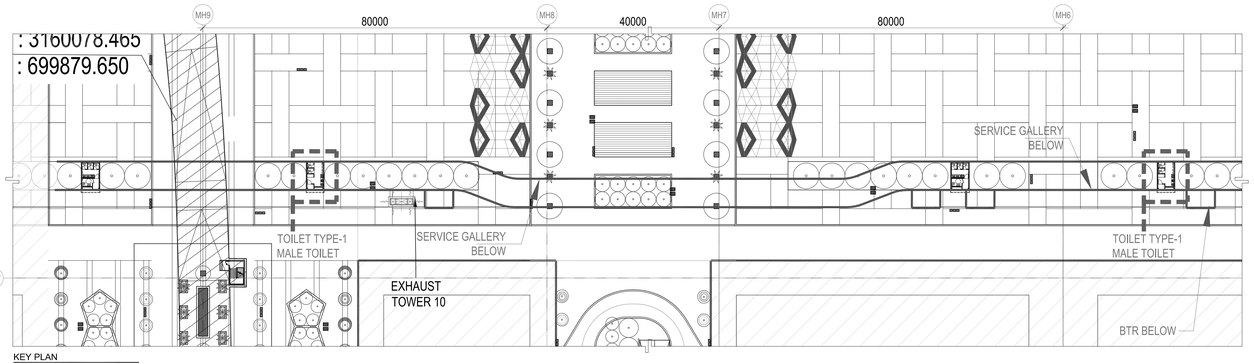

KEY PLAN
SCALE: 1:500 TOILET TYPE-1 & 2

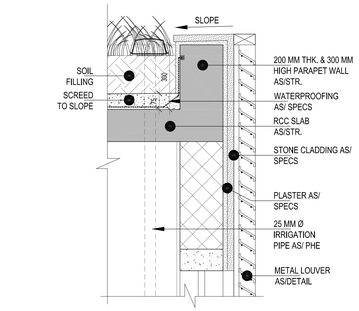

TYPICAL DETAIL- 'A'
SCALE: 1:10

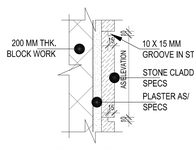

TYPICAL DETAIL- 'B'
SCALE: 1:5

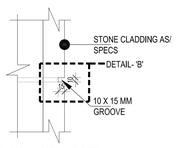

TYPICAL GROOVE DETAIL
SCALE: 1:5

Colour scheme:-

METAL LOUVERS:- RAL-9003- Signal white

LEGEND

TAG	PARTICULARS	TAG	FITTINGS (CATEGORY-C) AS APPROVED SAMPLES
	FINISHING SCHEDULE (CATEGORY-A) AS APPROVED SAMPLES/SPECIFICATIONS		
A1	FLOOR TILE (600X600)	C1	TOILET PAPER HOLDER
A2	WALL TILE (600X300)	C2	SOAP DISPENSER
A3	STONE AS/ APPROVAL (THRESHOLD)	C3	HAND DRIER
A4	PAINT AS/APPROVAL	C4	TISSUE PAPER HOLDER
A7	URINAL PARTITION AS/SPECS	C5	MIRROR (600 X 900)
A8	STONE AS/ APPROVAL		
A10	COUNTER TOP MATERIAL AS/APPROVAL		
	FIXTURES (CATEGORY-B) AS APPROVED SAMPLES		
B1	WATER CLOSET		
B2	WASH BASIN		
B3	URINAL		
B4	CONCEALED CISTERN		
B5	WATER CLOSET HANDICAP		
B6	VANITY WASH BASIN		
B7	HANDICAP GRAB BAR		
B8	PILLAR TAP - BASIN		
B9	HEALTH FAUCET (WITH HOSE)		
B10	2 WAY BIB COCK		
B11	WASTE COUPLING		
B12	BOTTLE TRAP		
B13	BRAIDED HOSE (BASIN)		
B14	ANGLE VALVE		
B15	SENSOR PLATE		
B16	CONCEALED CISTERN FLUSH		
B19	DRINKING WATER FOUNTAIN		

LEGEND

	ANTISKID CERAMIC FLOOR TILE AS APPROVED SAMPLE
	GLAZED CERAMIC WALL TILE AS APPROVED SAMPLE
FDF	STARTING FLOOR TILE (ANTISKID CERAMIC TILE)
	STONE THRESHOLD
	KOTA STONE AS APPROVED SAMPLE
FDF	STARTING FLOOR TILE (KOTA STONE)

LEGEND

S.No.	PARTICULARS	SYMBOL
	PLUMBING	
1	FLOOR TRAP	FT
	ELECTRICAL	
1	DOWN LIGHT AT CEILING LEVEL AS/MEP	
2	TUBELIGHT AT +2250 MM FROM FFL. AS/MEP	

NORTH:

LEGEND:
- RC WALL / COLUMN
- 200mm THK BLOCK WORK
- GRID LINE

ABBREVIATION:
- FFL - FINISHED FLOOR LEVEL
- FRL - FORMED ROAD LEVEL
- FPL - FORMED PAVEMENT LEVEL
- FHC - FIRE HOSE CABINET
- LVL - LEVEL
- ELEC- ELECTRICAL
- ELV - EXTRA LOW VOLTAGE
- AHU - AIR HANDLING UNIT
- PHE - PUBLIC HEALTH ENGINEERING

NOTES:
1. ALL DIMENSIONS ARE IN MILLIMETERS, LEVELS IN METERS AND ANGLES IN DEGREES UNLESS OTHERWISE NOTED.
2. THE DRAWING IS TO BE READ AND NOT TO BE SCALED; ONLY WRITTEN DIMENSIONS IN ALL CASES SHALL BE FOLLOWED.
3. THE DRAWING SHALL BE READ IN CONJUNCTION WITH ALL RELEVANT ARCHITECTURAL, STRUCTURAL AND SERVICE DRAWINGS.
4. ALL DIMENSIONS SHALL BE VERIFIED ON SITE PRIOR TO START OF WORK AND ANY DISCREPANCY SHALL BE BROUGHT TO THE NOTICE OF THE ARCHITECT.
5. READ THIS DRAWING IN CONJUNCTION WITH SITE PLAN, DWG NO. 017203-A-SP-00-WD-0003
6. PLUMBING FIXTURES, RAINWATER PIPE / LIGHT LOCATIONS ARE INDICATIVE ONLY, FOR EXACT LOCATION AND NUMBERS REFER MEP DRG
7. * - DIMENSION VARIES, BOTTOM TILE IS RESIDUE TILE
8. FOR SUNKEN DETAIL REFER STRUCTURAL DRAWING.

Owner / Employer
India International Convention & Exhibition Centre Limited
Room No. 402A, Ministry of Commerce & Industry, DIPP, Udyog Bhawan, New Delhi-110011, India
Department of Industrial Policy and Promotion Ministry of Commerce & Industry Government of India

Knowledge Partner
Delhi Mumbai Industrial Corridor Development Corporation
Room No 341 B, 3rd Floor Hotel Ashok, Diplomatic Enclave, 50B Chankyapuri, New Delhi - 110021

Employer's Representative
Employer Engineer
Programme Management Consultant (PMC)
AECOM

Preliminary Engineering Architecture Consultants (PEAC)
idom
Av. Del Monasterio de El Escorial, 4, 28049 Madrid, Spain
CPKUKREJA ARCHITECTS
No.D-1, Ashirwad Building, Green Park, New Delhi, Delhi 110016, India

EPC Contractor
L&T Construction Buildings & Factories
Mount Poonamallee Road, Manapakkam, P.B.No.979, Chennai - 600 089

EPC Contractor's Representatives
Design Consultant
Engineering Design and Research Center (EDRC)
L&T Construction - Buildings & Factories

Architectural Consultant
ARCOP
Arcop Associates Pvt. Ltd.
A-5, Pampose Enclave , Gr.K-I New Delhi, Delhi 110048, India

Structural Proof Consultant
Indian Institute of Technology (IIT) Madras
Sardar Patel Rd, Opposite to C. L.R.I, Adyar, Chennai, Tamil Nadu 600036

MEP Proof Consultant
egis
Egis India Consulting Engineers Pvt. Ltd.
Plot No. 66, Sector 32, Institutional Area, Opp: Zenarts Solutions, Gurugram, Haryana 122001

ICT Proof Consultant
CKR
CKR Consulting Engineers Pvt. Ltd.
#401, 3rd Floor, Narayana Arcade, Subbannachetty Road, Nehrubappa Circle, Basavanagudi, Bengaluru - 560004

Certification

EPC Contractor		
Design Consultant		
Architectural Consultant		
Proof Consultant		
Structural	**MEP**	**ICT**
PEAC		

Issued by:
Employer / Employer's Engineer

REV	DESCRIPTION	DATE	DSGN	DRWN	CHKD	APPD
R0	ISSUED FOR GOOD FOR CONSTRUCTION	20.08.20	HI	HV	AG	AG

Revisions

ARCHITECTURE		FPS			
STRUCTURAL		PHE			
ELECTRICAL		GEOTECH.			
ELV SYSTEM					
HVAC					
CHECKED BY	SIGN	DATE	CHECKED BY	SIGN	DATE

EPC Contractor
L&T Construction Buildings & Factories
JOB No : O17203

Project Name
DESIGN AND CONSTRUCTION OF INDIA INTERNATIONAL CONVENTION & EXPO CENTRE
SECTOR 25, DWARKA, NEW DELHI, INDIA

Drawing Status
GOOD FOR CONSTRUCTION (GFC)

Drawing No: A | 00 | 0090A
Rev. No: R0

Key Plan
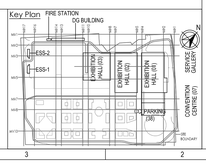

Title :
SITE TOILET DETAIL
TYPE 1 (MALE)
OPEN EXHIBITION AREA

EDRC DWG No : O17203-A-SP-00-WD-0090A
Scale: AS INDICATED
Sheet Size: A0

This drawing is the property of L&T Construction. Both EDRC and must not be passed on to any person or body not authorised by us to receive it nor be copied or otherwise made use of in full or part by such person or body without our prior permission in writing.