

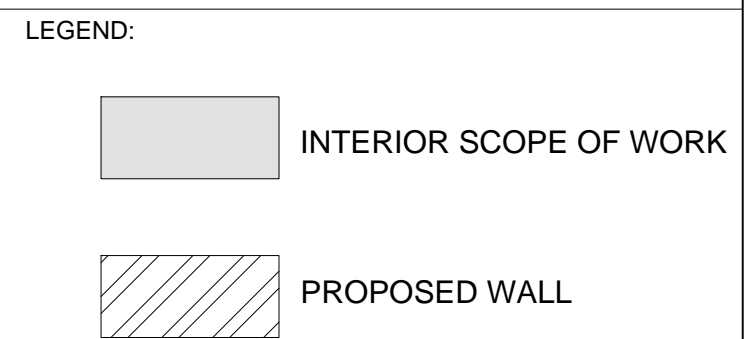
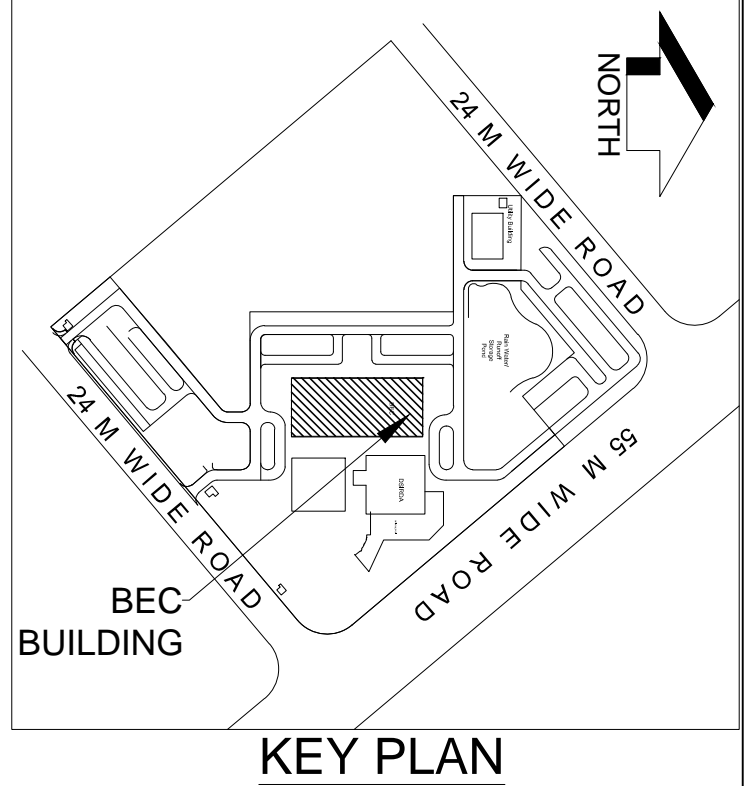


INTERIOR DESIGN OF BEC BUILDING, PHASE I AT DSIR

TENDER DRAWINGS

Section 4

INTERIOR DRAWINGS



- NOTES
- ALL DIMENSIONS ARE IN MM.
 - ALL LEVELS INDICATED ARE IN M.
 - RELEVANT SERVICES DRAWINGS ARE TO BE READ SIMULTANEOUSLY
 - ONLY WRITTEN DIMENSIONS TO BE FOLLOWED. DO NOT SCALE THE DRAWING

STAGE:

04					
03					
02					
01	00	Issued for Tender	---	---	---
REV. NO.	Date	Revision Description	Drawn	Chkd	Appd.

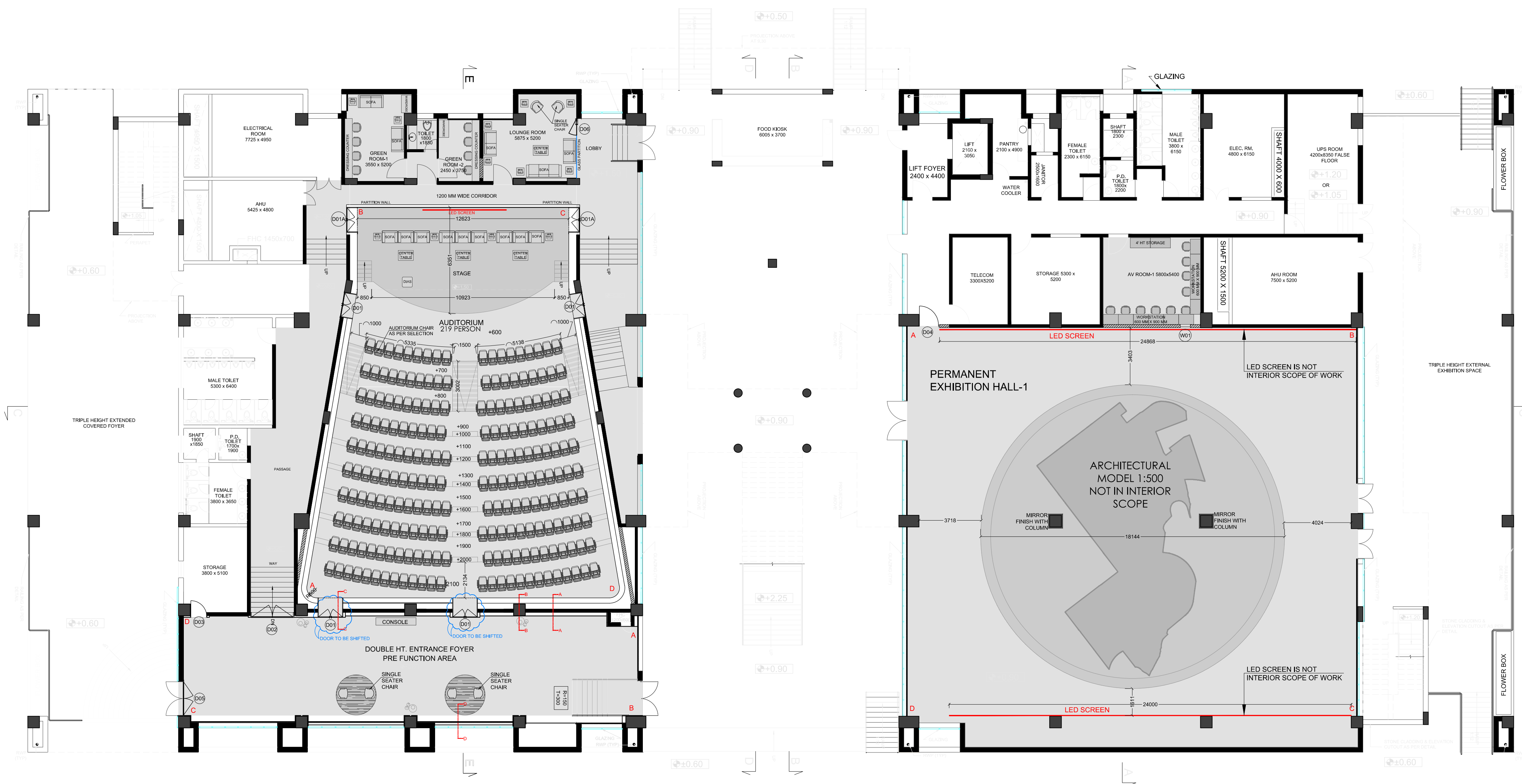
CLIENT
dholera
DHOLERA INDUSTRIAL CITY DEVELOPMENT LIMITED

PROGRAMME MANAGER
AECOM
AECOM Asia Limited

INTERIOR DESIGN CONSULTANT
ENARCH Consultants Pvt. Limited.

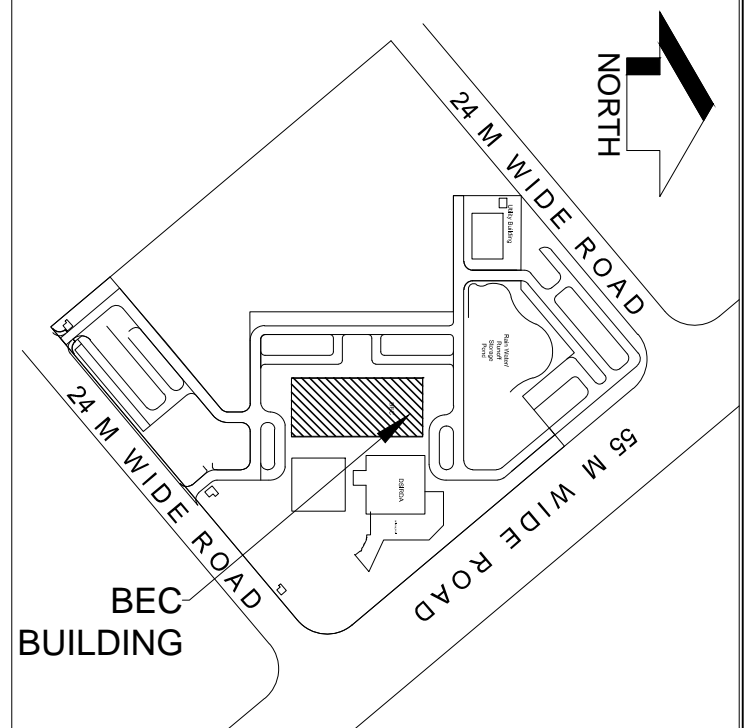
MEP CONSULTANT
AEA
Acrobat Engineers Pvt.Ltd.

PROJECT	
INTERIOR DESIGN OF BEC BUILDING,PHASE I AT DSIR	
PROJECT CODE	
TITLE	
GROUND FLOOR FURNITURE LAYOUT	
Drawn: XX	Checked: XX
Designed: XX	Approved: XX
Date: MAR 2018	SCALE (A1): 1:150 (A3): ..
Originator Drawing No: XXXXXXX	
Project Drawing No: INT_FUR_GF_000	
REV. R0	



01 GROUND FLOOR FURNITURE LAYOUT
A-000 SCALE= 1:150

DOOR SCHEDULE				
CODE	WIDTH	HEIGHT	AREA	QTY
D01	2000	2200	AUDITORIUM	04
D01A	1500	2200	AUDITORIUM STAGE SIDE	02
D02	2400	2200	PRE FUNCTION AREA PASSAGE & STORE ROOM AT 2ND FLOOR	02
D03	1000	2200	PRE FUNCTION AREA TELECOM ROOM	01
D04	1200	2200	PERMANENT EXHIBITION SPACE BANQUET HALL	04
D05	2100	2200	PRE FUNCTION AREA	01
D06	1000	2200	LOUNGE ROOM BACK SIDE AUDITORIUM	01
NOTE:- ALL DOOR ARE AS PER CIVIL OPENING				
WINDOW SCHEDULE				
CODE	WIDTH	HEIGHT	AREA	QTY
W01	600	600	PERMANENT EXHIBITION SPACE FOR AV ROOM (Vision Panel)	01
NOTE :- THE DOOR & WINDOW (Vision Panel) TAG SHOWN IN THE DRAWING ARE IN INTERIOR SCOPE OF WORK .				



LEGEND:

INTERIOR SCOPE OF WORK

NOTES

1. ALL DIMENSIONS ARE IN MM.
2. ALL LEVELS INDICATED ARE IN M.
3. RELEVANT SERVICES DRAWINGS ARE TO BE READ SIMULTANEOUSLY
4. ONLY WRITTEN DIMENSIONS TO BE FOLLOWED. DO NOT SCALE THE DRAWING

STAGE:-

04					
03					
02					
01	00	Issued for Tender	---	---	---
REV. NO.	Date	Revision Description	Drawn	Chkd	Appd.

CLIENT

dholera
DHOLERA INDUSTRIAL CITY DEVELOPMENT LIMITED

PROGRAMME MANAGER

AECOM
AECOM Asia Limited

INTERIOR DESIGN CONSULTANT

ENARCH Consultants Pvt. Limited.

MEP CONSULTANT

AEA
Acrobat Engineers Pvt.Ltd.

CONTRACTOR

PROJECT

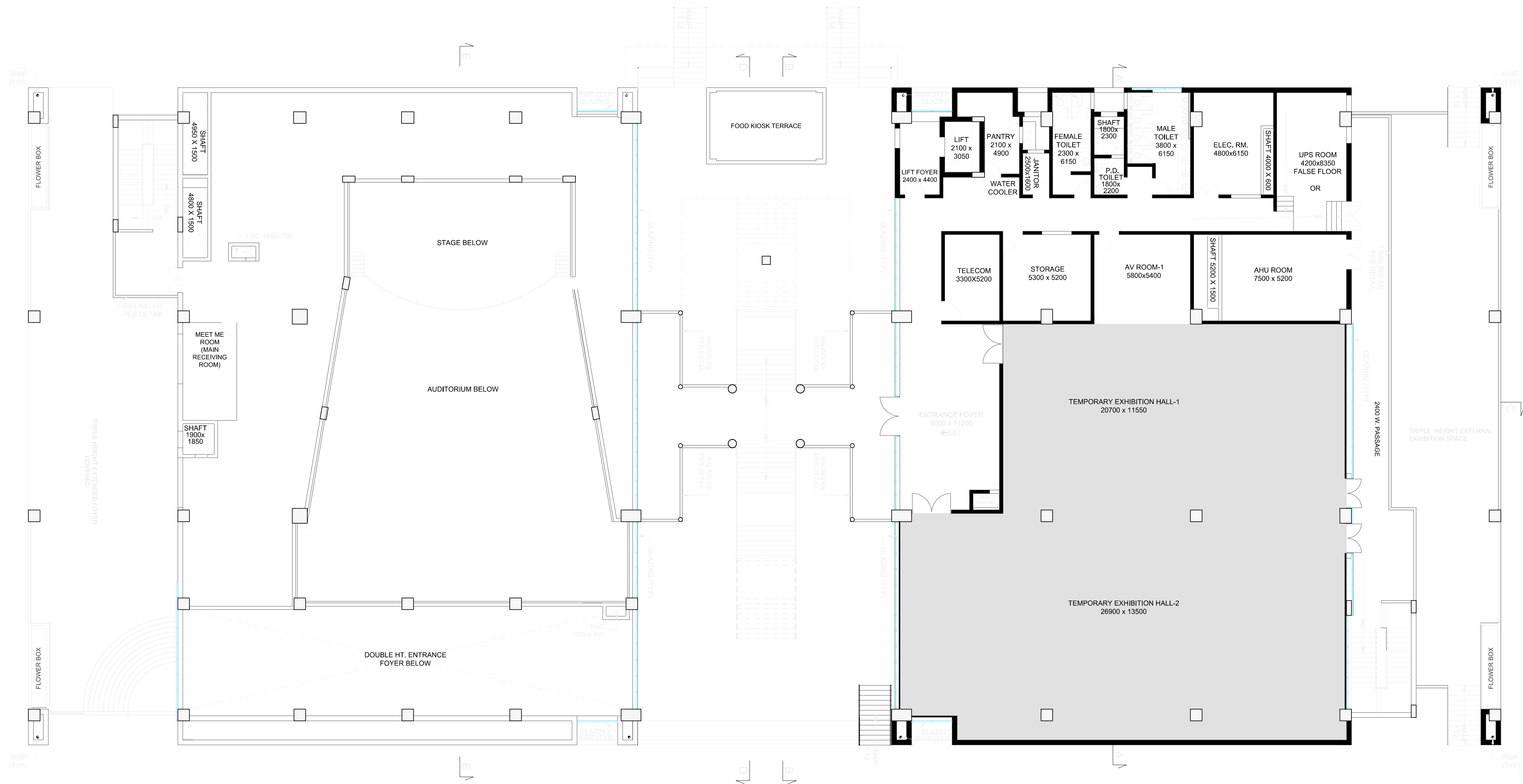
INTERIOR DESIGN OF BEC BUILDING,PHASE I
AT DSIR

PROJECT CODE

TITLE

**FIRST FLOOR
FURNITURE LAYOUT**

Drawn: XX	Checked: XX
Designed: XX	Approved: XX
Date: MAR 2018	SCALE (A1): 1:150 (A3): ..
Originator Drawing No: XXXXXX	
Project Drawing No: INT_FUR_FF_100	REV. R0



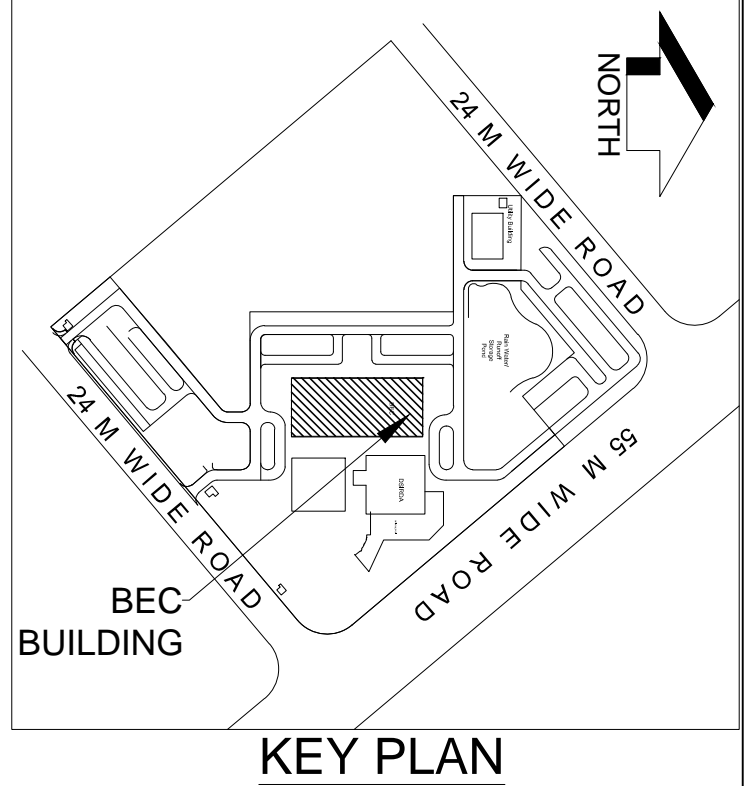
01 FIRST FLOOR FURNITURE LAYOUT
A-100 SCALE= 1:150

DOOR SCHEDULE					
CODE	WIDTH	HEIGHT	AREA		QTY
D01	2000	2200	AUDITORIUM		04
D01A	1500	2200	AUDITORIUM STAGE SIDE		02
D02	2400	2200	PRE FUNCTION AREA PASSAGE & STORE ROOM AT 2ND FLOOR		02
D03	1000	2200	PRE FUNCTION AREA TELECOM ROOM		01
D04	1200	2200	PERMANENT EXHIBITION SPACE BANQUET HALL		04
D05	2100	2200	PRE FUNCTION AREA		01
D06	1000	2200	LOUNGE ROOM BACK SIDE AUDITORIUM		01

NOTE:- ALL DOOR ARE AS PER CIVIL OPENING

WINDOW SCHEDULE					
CODE	WIDTH	HEIGHT	AREA		QTY
W01	600	600	PERMANENT EXHIBITION SPACE FOR AV ROOM (Vision Panel)		01

NOTE :- THE DOOR & WINDOW (Vision Panel) TAG SHOWN IN THE DRAWING ARE IN INTERIOR SCOPE OF WORK .



LEGEND:

INTERIOR SCOPE OF WORK

NOTES

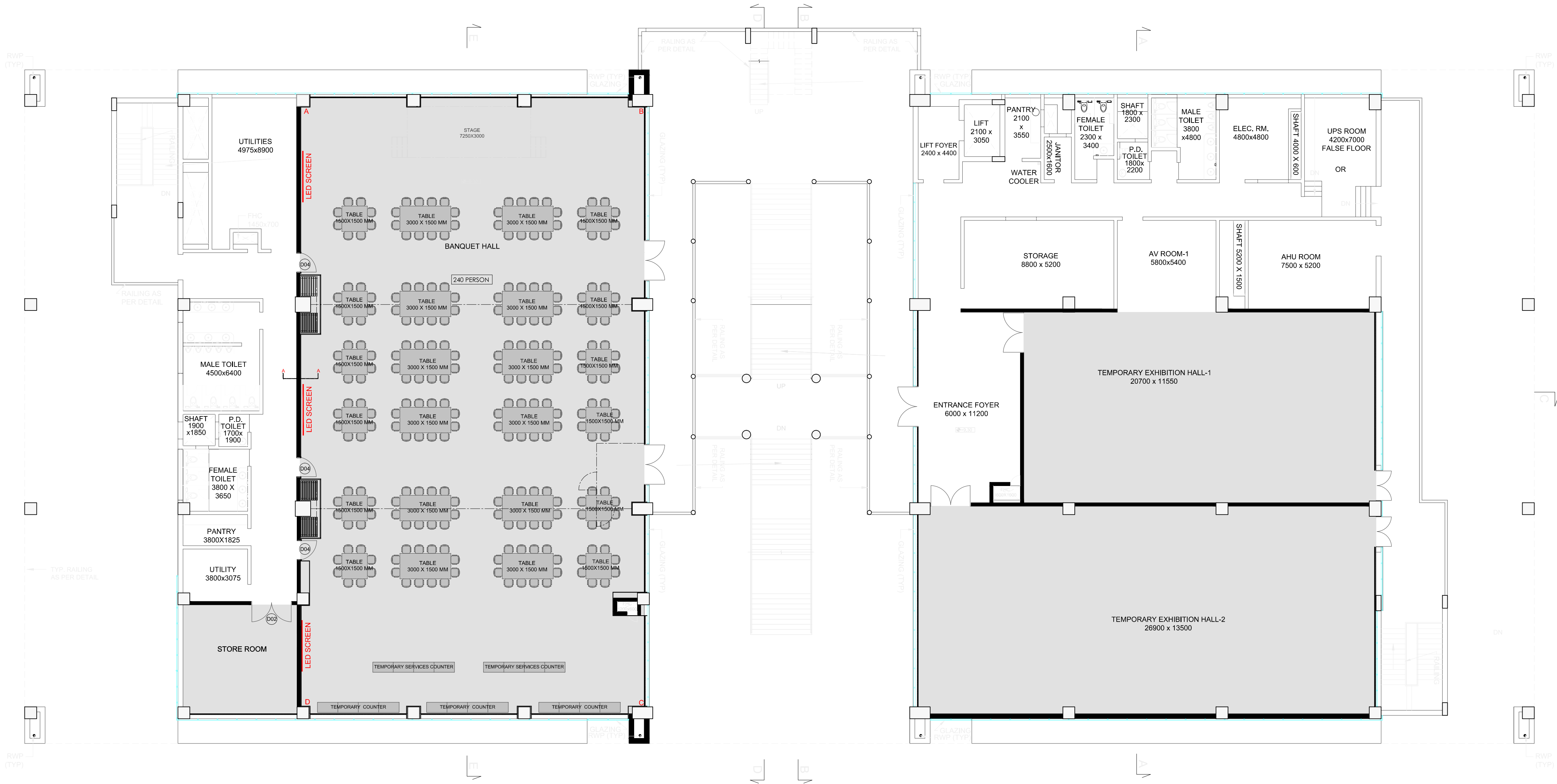
1. ALL DIMENSIONS ARE IN MM.
2. ALL LEVELS INDICATED ARE IN M.
3. RELEVANT SERVICES DRAWINGS ARE TO BE READ SIMULTANEOUSLY
4. ONLY WRITTEN DIMENSIONS TO BE FOLLOWED. DO NOT SCALE THE DRAWING

STAGE :-

04					
03					
02					
01	00	Issued for Tender	---	---	---
REV. NO.	Date	Revision Description	Drawn	Chkd	Appd.

CLIENT	dhoolera DHOLERA INDUSTRIAL CITY DEVELOPMENT LIMITED
PROGRAMME MANAGER	AECOM AECOM Asia Limited
INTERIOR DESIGN CONSULTANT	ENARCH Consultants Pvt. Limited.
MEP CONSULTANT	AEA Acrobat Engineers Pvt.Ltd.
CONTRACTOR	

PROJECT	INTERIOR DESIGN OF BEC BUILDING,PHASE I AT DSIR
PROJECT CODE	
TITLE	SECOND FLOOR FURNITURE LAYOUT (BANQUET HALL)
PROJECT STATUS	BANQUET HALL FURNITURE LAYOUT
Drawn: XX	Checked: XX
Designed: XX	Approved: XX
Date: MAR 2018	SCALE (A1): 1:150 (A3): ..
Originator Drawing No: XXXXXX	
Project Drawing No: INT_FUR_BN_SF_200	REV. R0



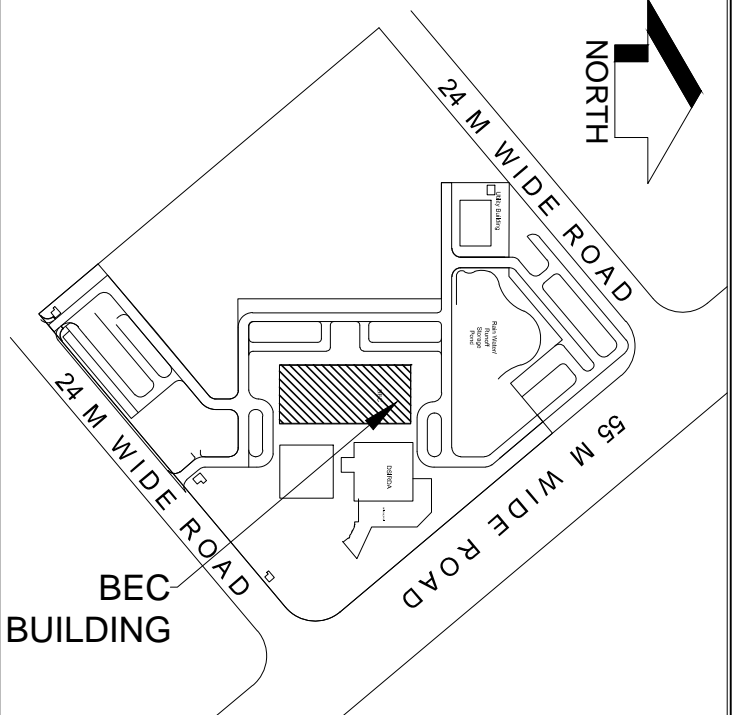
01 SECOND FLOOR FURNITURE LAYOUT (BANQUET HALL)
A-200 SCALE= 1:150

DOOR SCHEDULE					
CODE	WIDTH	HEIGHT	AREA	QTY	
D01	2000	2200	AUDITORIUM	04	
D01A	1500	2200	AUDITORIUM STAGE SIDE	02	
D02	2400	2200	PRE FUNCTION AREA PASSAGE & STORE ROOM AT 2ND FLOOR	02	
D03	1000	2200	PRE FUNCTION AREA TELECOM ROOM	01	
D04	1200	2200	PERMANENT EXHIBITION SPACE BANQUET HALL	04	
D05	2100	2200	PRE FUNCTION AREA	01	
D06	1000	2200	LOUNGE ROOM BACK SIDE AUDITORIUM	01	

NOTE:- ALL DOOR ARE AS PER CIVIL OPENING

WINDOW SCHEDULE					
CODE	WIDTH	HEIGHT	AREA	QTY	
W01	600	600	PERMANENT EXHIBITION SPACE FOR AV ROOM (Vision Panel)	01	

NOTE :- THE DOOR & WINDOW (Vision Panel) TAG SHOWN IN THE DRAWING ARE IN INTERIOR SCOPE OF WORK .



LEGEND:

INTERIOR SCOPE OF WORK

NOTES

1. ALL DIMENSIONS ARE IN MM.

2. ALL LEVELS INDICATED ARE IN M.

3. RELEVANT SERVICES DRAWINGS ARE TO BE READ SIMULTANEOUSLY

4. ONLY WRITTEN DIMENSIONS TO BE FOLLOWED. DO NOT SCALE THE DRAWING

STAGE :-

04					
03					
02					
01	00	Issued for Tender	---	---	---
REV. NO.	Date	Revision Description	Drawn	Chkd	Appd.

CLIENT

dhoolera
DHOLERA INDUSTRIAL CITY DEVELOPMENT LIMITED

PROGRAMME MANAGER

AECOM
AECOM Asia Limited

INTERIOR DESIGN CONSULTANT

ENARCH Consultants Pvt. Limited.

MEP CONSULTANT

AEA
Acrobat Engineers Pvt.Ltd.

CONTRACTOR

PROJECT

INTERIOR DESIGN OF BEC BUILDING,PHASE I AT DSIR

PROJECT CODE

TITLE

SECOND FLOOR FURNITURE LAYOUT (CONFERENCE ROOM)

Drawn: XX

Checked: XX

Designed: XX

Approved: XX

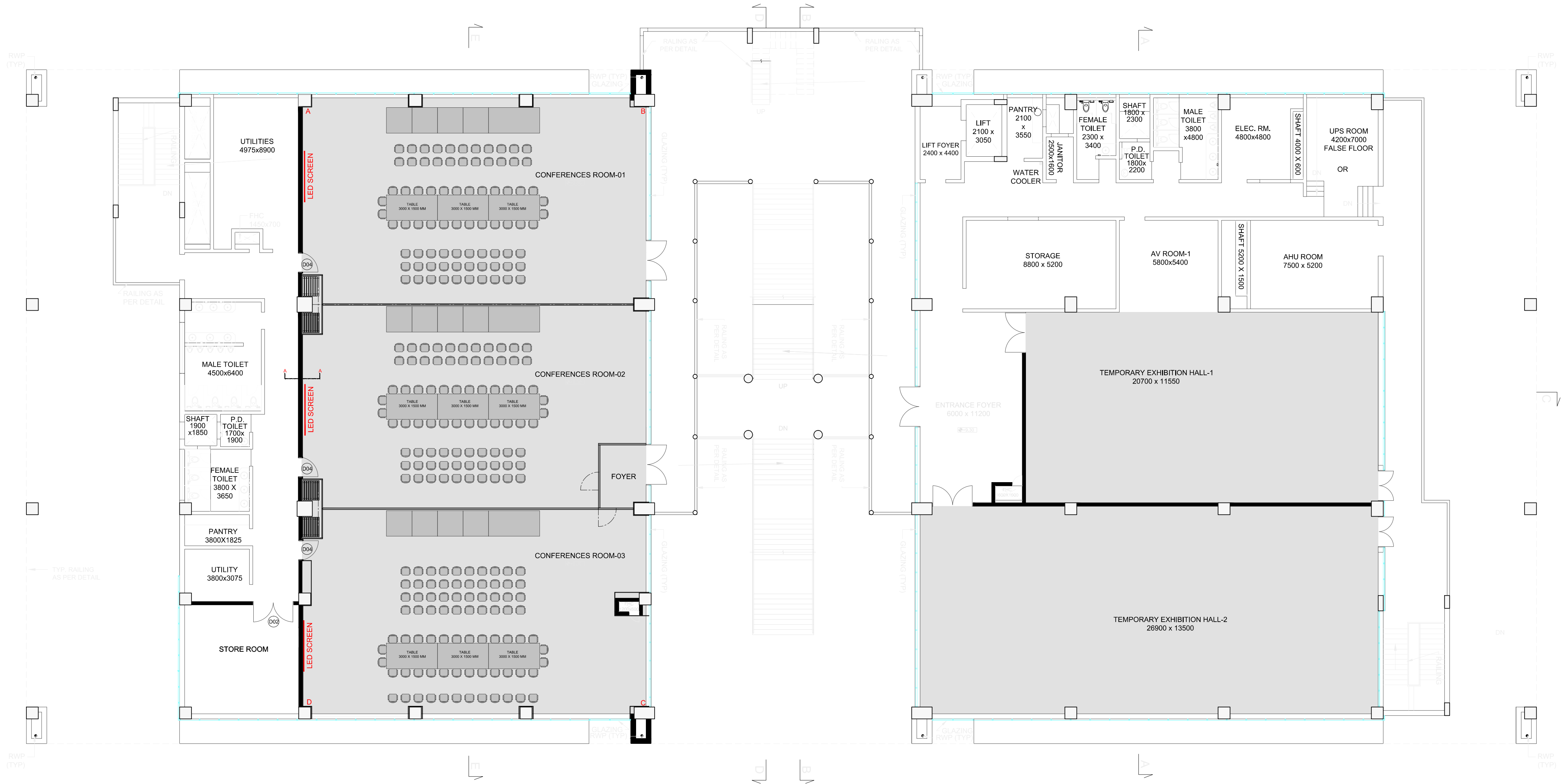
Date: MAR 2018

SCALE (A1): 1:150 (A3): --

Originator Drawing No: XXXXXX

Project Drawing No: INT_FUR_CN_SF_200

REV. R0



01 SECOND FLOOR FURNITURE LAYOUT (CONFERENCE ROOM)
A-200 SCALE= 1:150

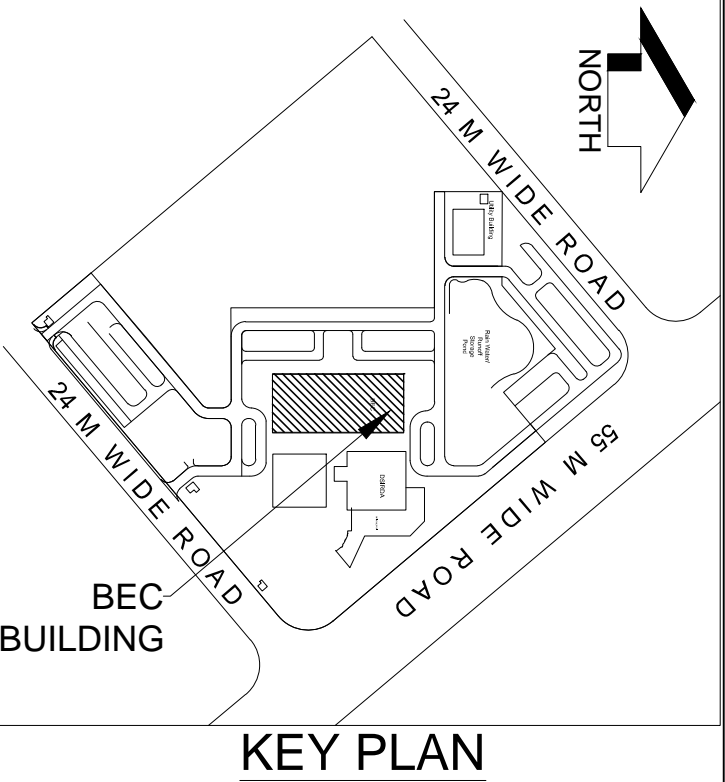
DOOR SCHEDULE					
CODE	WIDTH	HEIGHT	AREA	QTY	
D01	2000	2200	AUDITORIUM	04	
D01A	1500	2200	AUDITORIUM STAGE SIDE	02	
D02	2400	2200	PRE FUNCTION AREA PASSAGE & STORE ROOM AT 2ND FLOOR	02	
D03	1000	2200	PRE FUNCTION AREA TELECOM ROOM	01	
D04	1200	2200	PERMANENT EXHIBITION SPACE BANQUET HALL	04	
D05	2100	2200	PRE FUNCTION AREA	01	
D06	1000	2200	LOUNGE ROOM BACK SIDE AUDITORIUM	01	

NOTE:- ALL DOOR ARE AS PER CIVIL OPENING

WINDOW SCHEDULE					
CODE	WIDTH	HEIGHT	AREA	QTY	
W01	600	600	PERMANENT EXHIBITION SPACE FOR AV ROOM (Vision Panel)	01	

NOTE :- THE DOOR & WINDOW (Vision Panel) TAG SHOWN IN THE DRAWING ARE IN INTERIOR SCOPE OF WORK .

SYMBOL	DESCRIPTION
	SMOKE DETECTOR ABOVE/BELOW CEILING
	SPEAKER
	PENDENT TYPE SPRINKLER
	DIFFUSER
	GRILL
	CASSETTE UNIT
	WALL MOUNT UNIT



LEGEND:



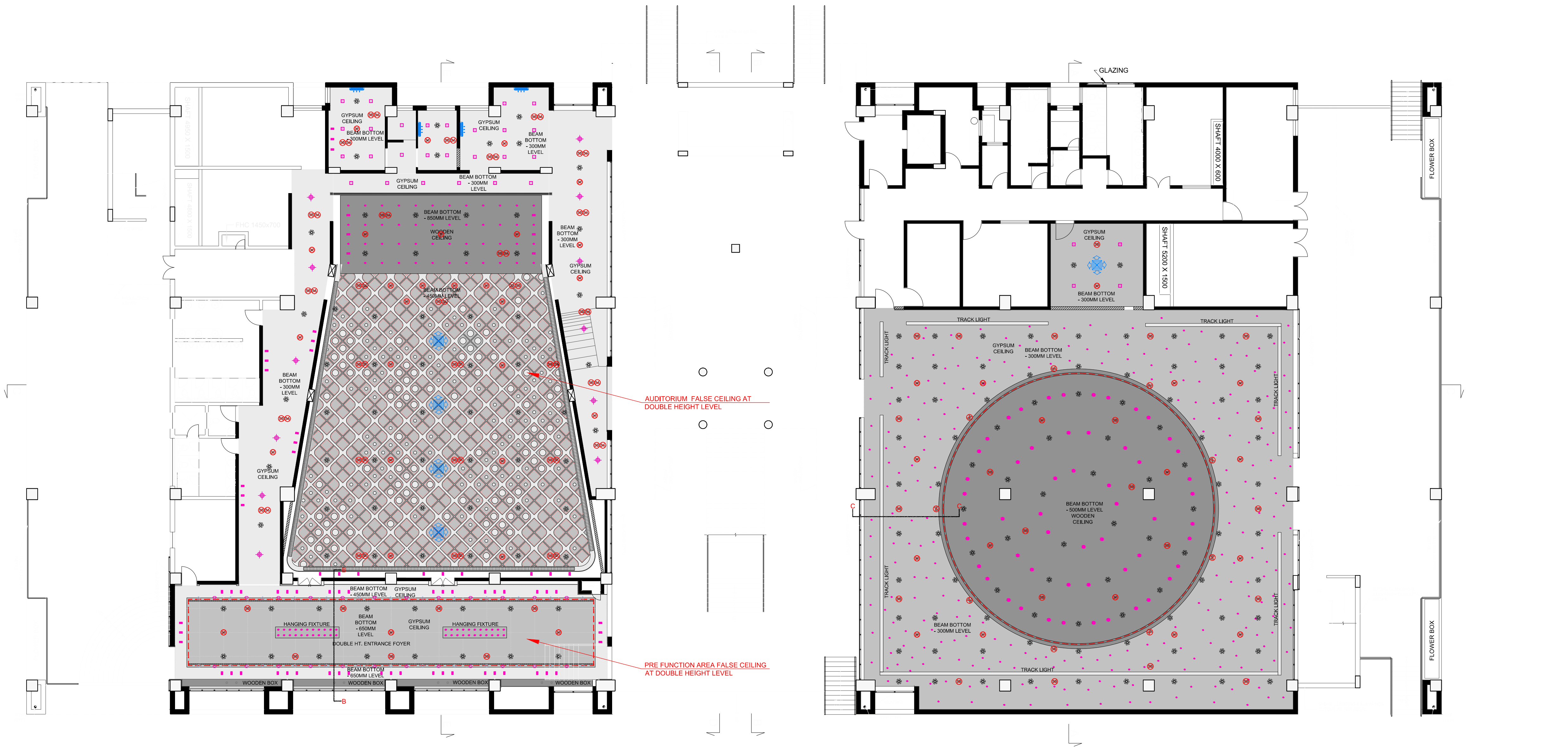
- NOTES
1. ALL DIMENSIONS ARE IN MM.
 2. ALL LEVELS INDICATED ARE IN M.
 3. RELEVANT SERVICES DRAWINGS ARE TO BE READ SIMULTANEOUSLY
 4. ONLY WRITTEN DIMENSIONS TO BE FOLLOWED. DO NOT SCALE THE DRAWING

STAGE:

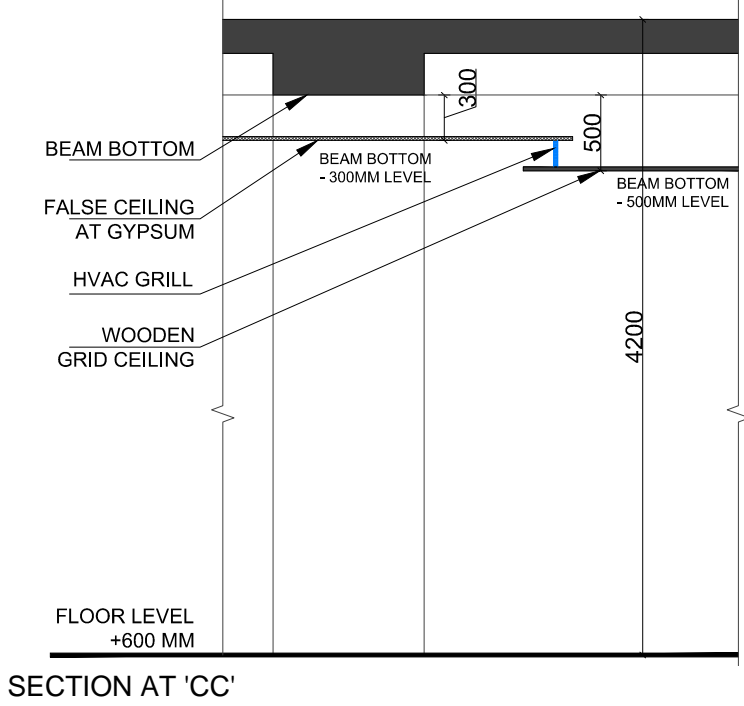
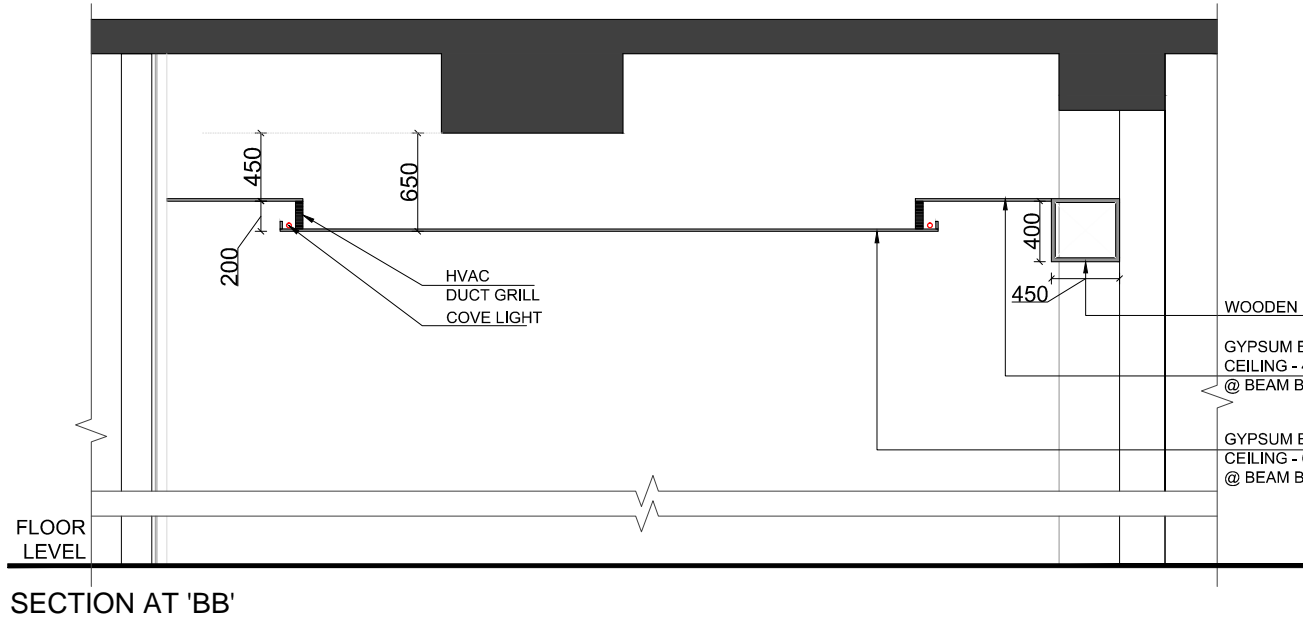
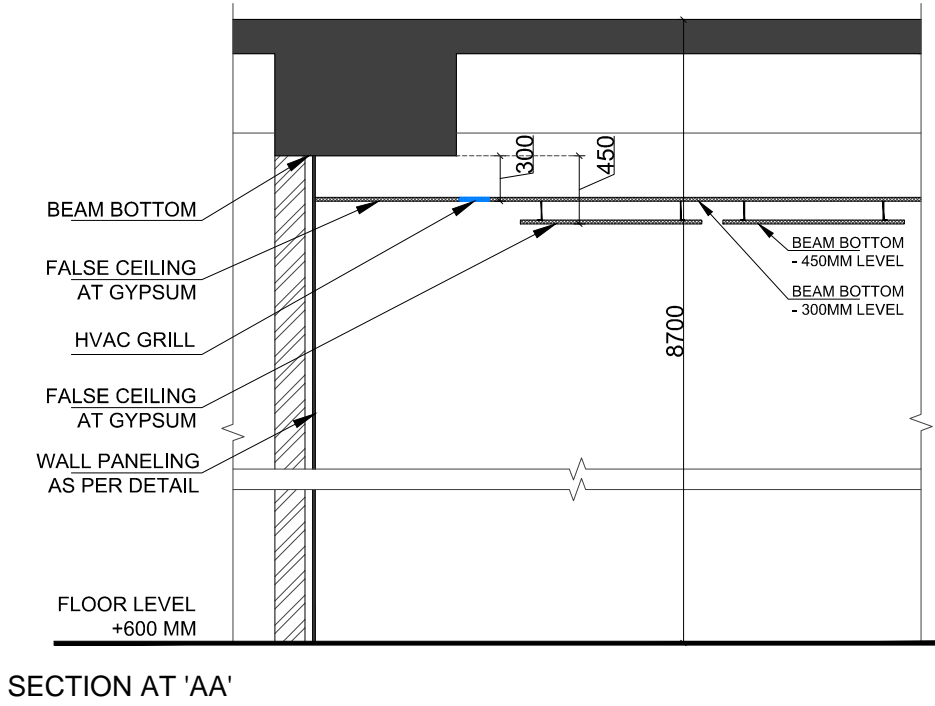
04					
03					
02					
01	00	Issued for Tender	---	---	---
REV. NO.	Date	Revision Description	Drawn	Chkd	Appd.

CLIENT	
PROGRAMME MANAGER	
INTERIOR DESIGN CONSULTANT	ENARCH Consultants Pvt. Limited.
MEP CONSULTANT	
CONTRACTOR	Acrobat Engineers Pvt.Ltd.

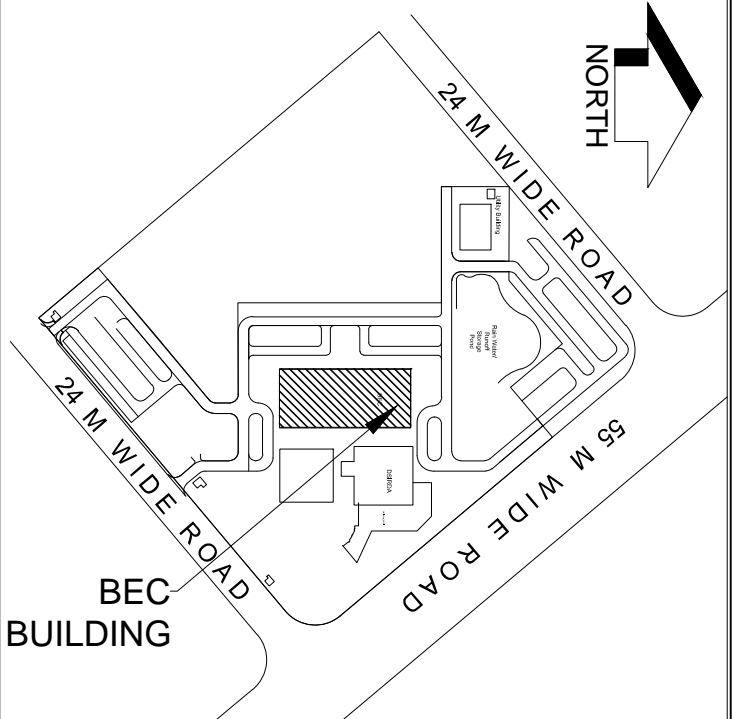
PROJECT	INTERIOR DESIGN OF BEC BUILDING,PHASE I AT DSIR
PROJECT CODE	
TITLE	GROUND FLOOR FALSE CEILING PLAN
Drawn: XX	Checked: XX
Designed: XX	Approved: XX
Date: MAR 2018	SCALE (A1): 1:150 (A3): ..
Originator Drawing No: XXXXXX	
Project Drawing No: INT_FLC_GF_000	REV. R0



02 GROUND FLOOR FALSE CEILING PLAN
A-000 SCALE= 1:150



SYMBOL	DESCRIPTION
	SMOKE DETECTOR ABOVE/BELOW CEILING
	SPEAKER
	PENDENT TYPE SPRINKLER
	DIFFUSER
	GRILL
	CASSETTE UNIT
	WALL MOUNT UNIT



KEY PLAN

LEGEND:

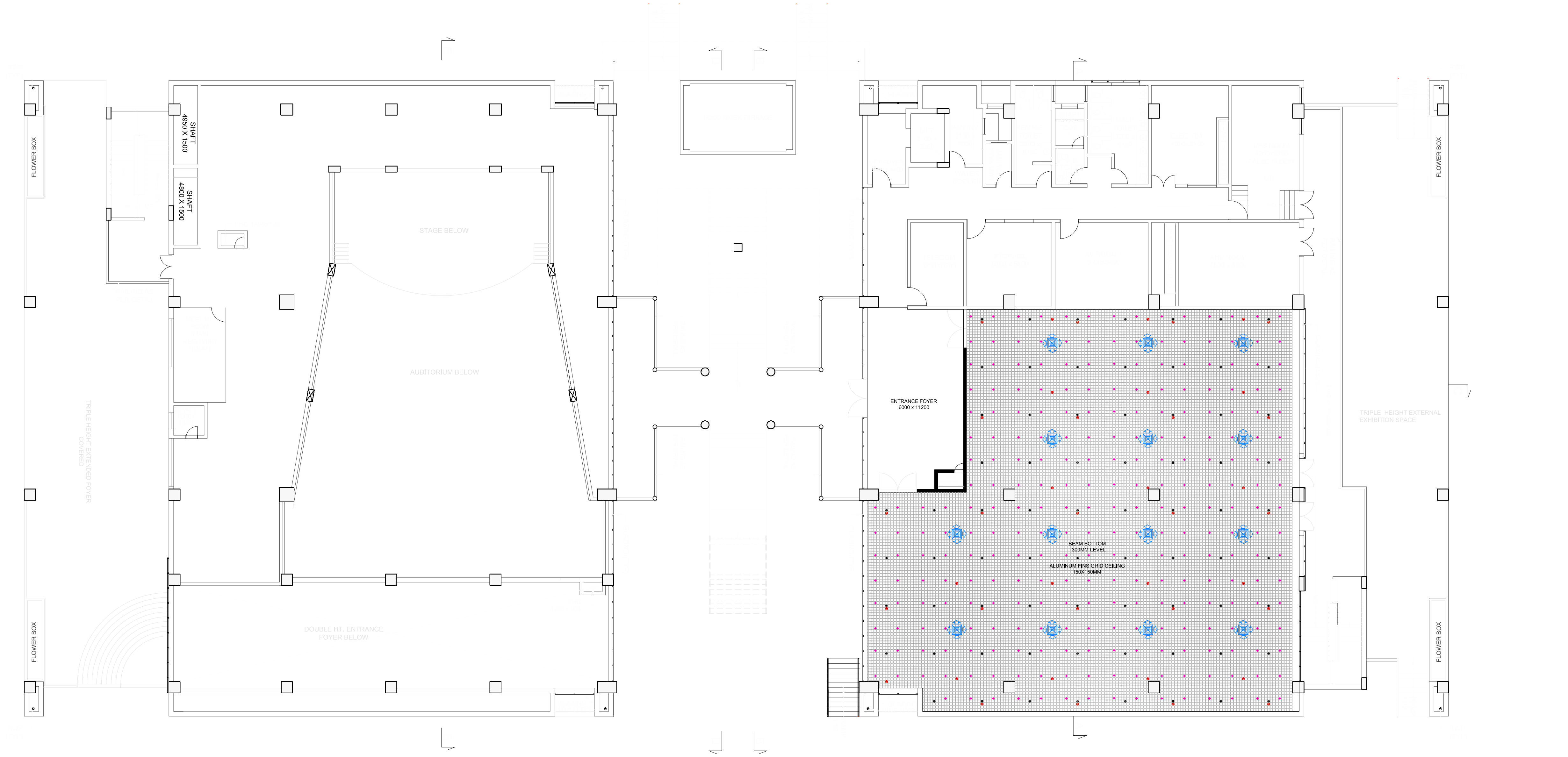
- NOTES
1. ALL DIMENSIONS ARE IN MM.
 2. ALL LEVELS INDICATED ARE IN M.
 3. RELEVANT SERVICES DRAWINGS ARE TO BE READ SIMULTANEOUSLY
 4. ONLY WRITTEN DIMENSIONS TO BE FOLLOWED. DO NOT SCALE THE DRAWING

STAGE :-

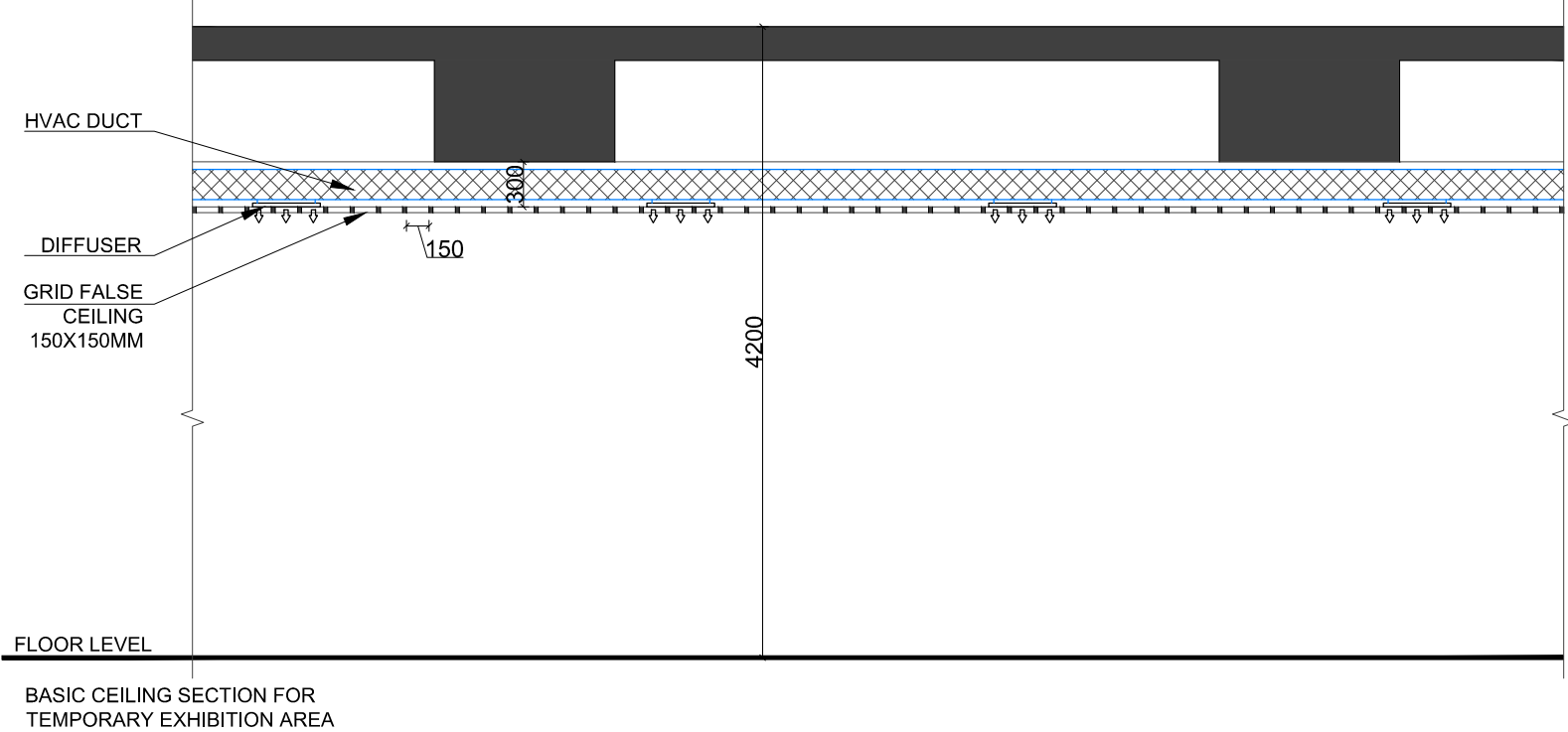
04					
03					
02					
01	00	Issued for Tender	---	---	---
REV. NO.	Date	Revision Description	Drawn	Chkd	Appd.

CLIENT	
PROGRAMME MANAGER	
INTERIOR DESIGN CONSULTANT	ENARCH Consultants Pvt. Limited.
MEP CONSULTANT	
CONTRACTOR	

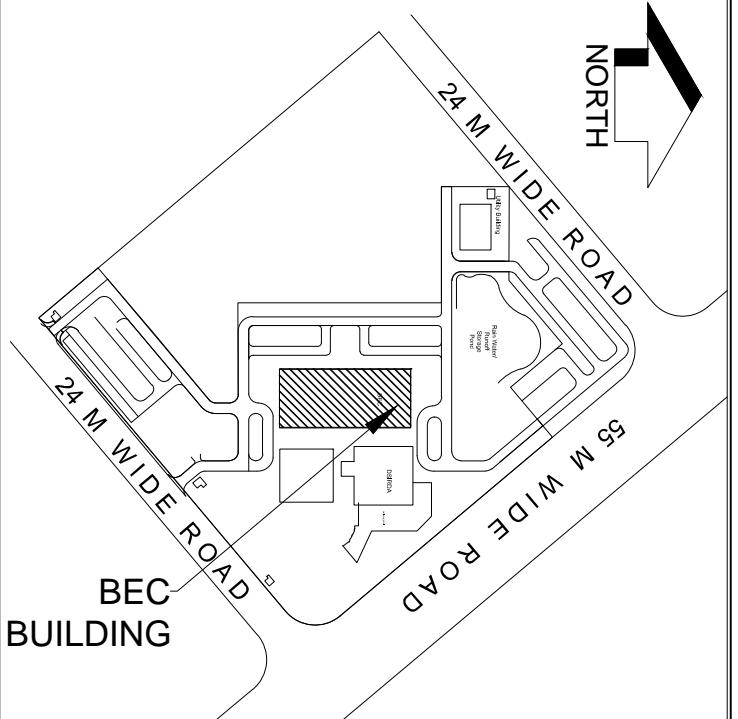
PROJECT	INTERIOR DESIGN OF BEC BUILDING, PHASE I AT DSIR
PROJECT CODE	
TITLE	FIRST FLOOR FALSE CEILING PLAN
Drawn: XX	Checked: XX
Designed: XX	Approved: XX
Date: MAR 2018	SCALE (A1): 1:150 (A3): --
Originator Drawing No: XXXXXX	
Project Drawing No: INT_FLC_FF_100	REV. R0



02 FIRST FLOOR FALSE CEILING PLAN
A-100 SCALE= 1:150



SYMBOL	DESCRIPTION
	SMOKE DETECTOR ABOVE/BELOW CEILING
	SPEAKER
	PENDENT TYPE SPRINKLER
	DIFFUSER
	GRILL
	CASSETTE UNIT
	WALL MOUNT UNIT



LEGEND:

- NOTES
1. ALL DIMENSIONS ARE IN MM.
 2. ALL LEVELS INDICATED ARE IN M.
 3. RELEVANT SERVICES DRAWINGS ARE TO BE READ SIMULTANEOUSLY
 4. ONLY WRITTEN DIMENSIONS TO BE FOLLOWED. DO NOT SCALE THE DRAWING

STAGE :-

04					
03					
02					
01	00	Issued for Tender	---	---	---
REV. NO.	Date	Revision Description	Drawn	Chkd	Appd.

CLIENT
dhohera
DHOLERA INDUSTRIAL CITY DEVELOPMENT LIMITED

PROGRAMME MANAGER
AECOM
AECOM Asia Limited

INTERIOR DESIGN CONSULTANT
ENARCH Consultants Pvt. Limited.

MEP CONSULTANT
AEA
Acrobat Engineers Pvt.Ltd.

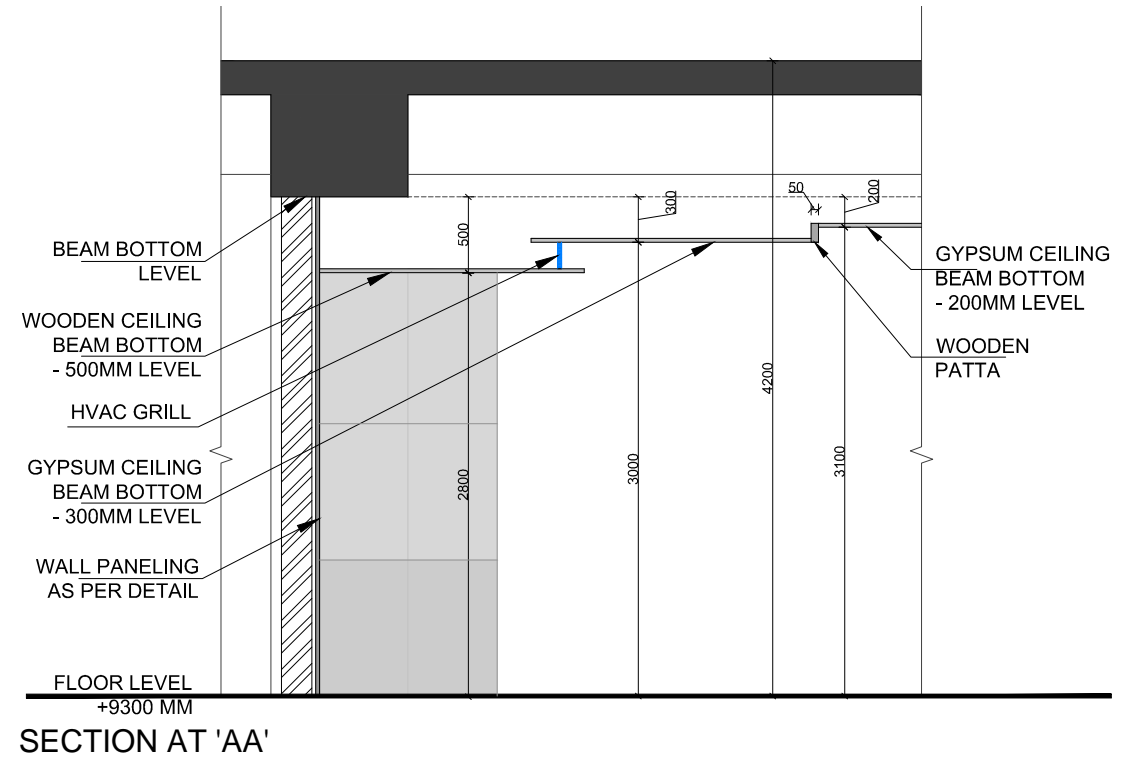
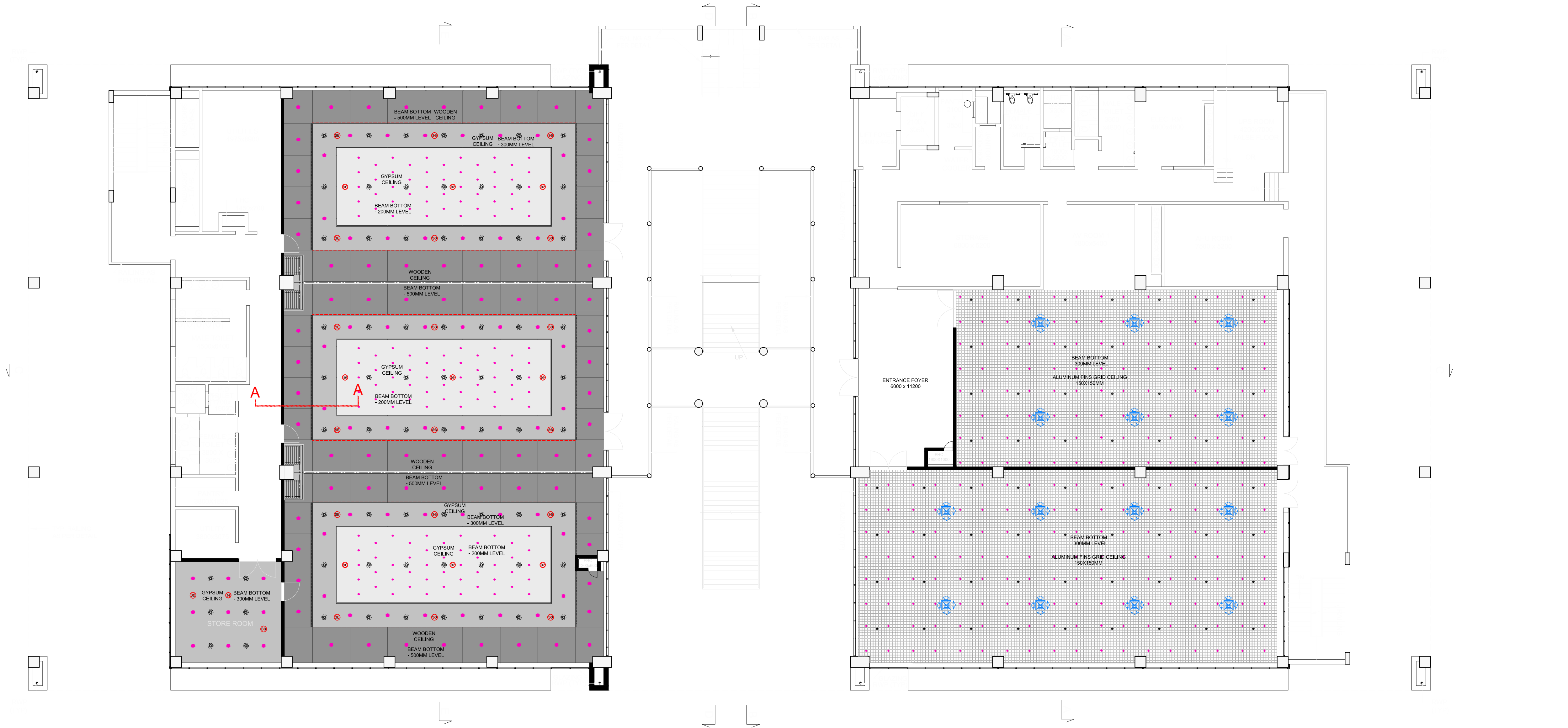
CONTRACTOR

PROJECT
INTERIOR DESIGN OF BEC BUILDING,PHASE I
AT DSIR

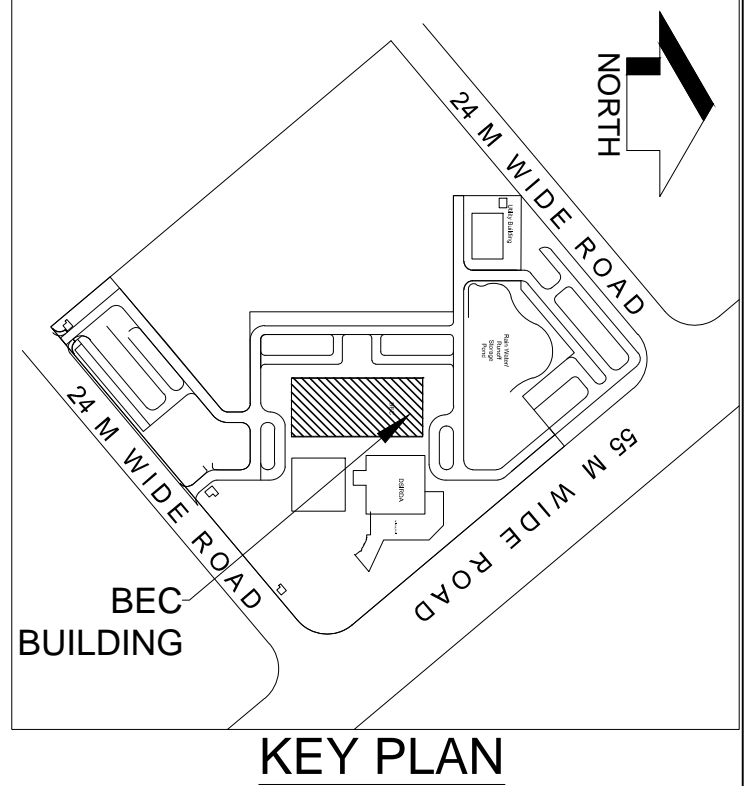
PROJECT CODE

TITLE
**SECOND FLOOR
FALSE CEILING PLAN**

Drawn: XX	Checked: XX
Designed: XX	Approved: XX
Date: MAR 2018	SCALE (A1): 1:150 (A3): ..
Originator Drawing No: XXXXXX	
Project Drawing No: INT_FLC_SF_200	REV. R0



02 SECOND FLOOR FALSE CEILING PLAN
A-200 SCALE= 1:150



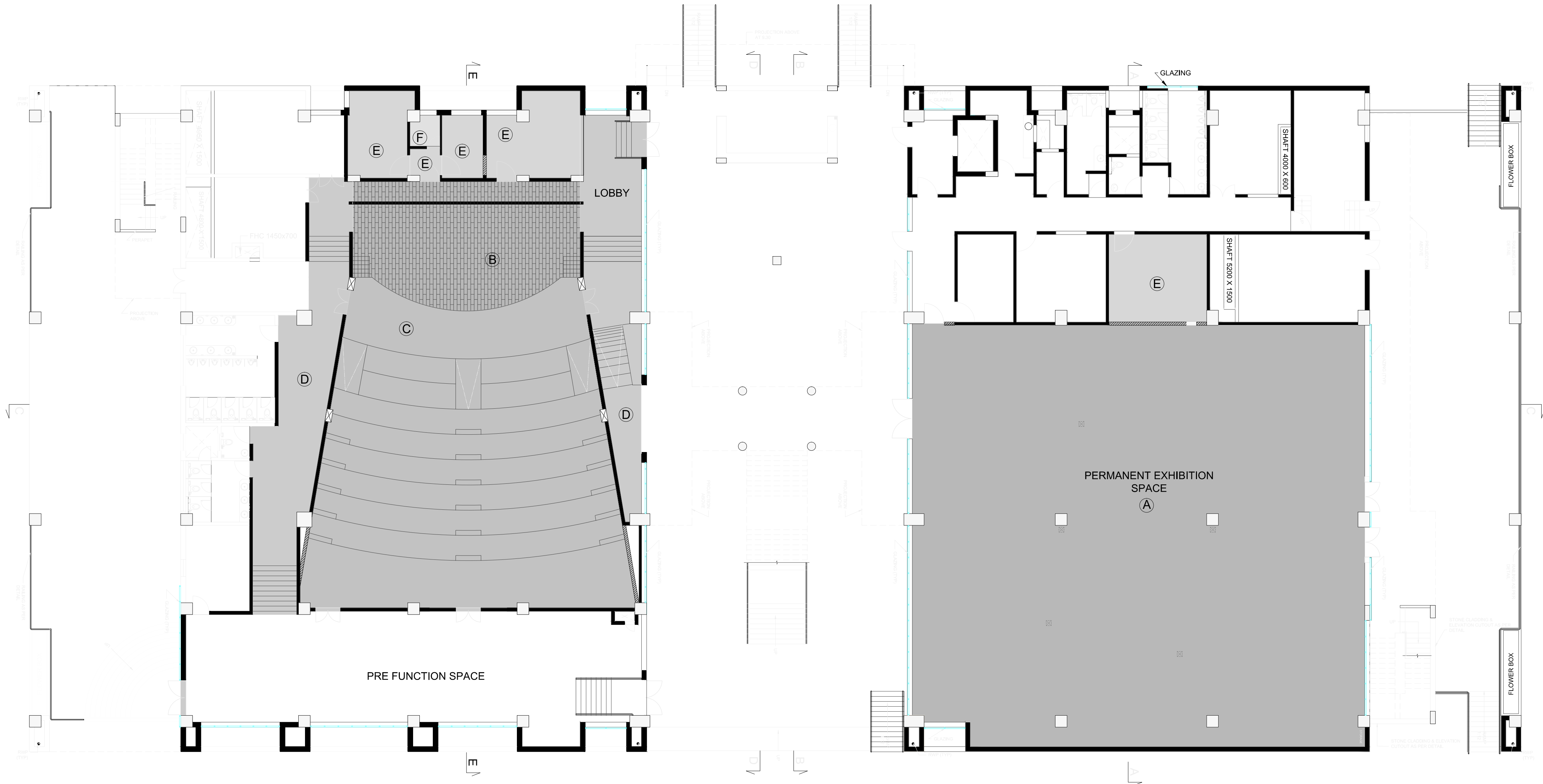
- LEGEND:
- PROPOSED WALL
- NOTES
1. ALL DIMENSIONS ARE IN MM.
 2. ALL LEVELS INDICATED ARE IN M.
 3. RELEVANT SERVICES DRAWINGS ARE TO BE READ SIMULTANEOUSLY
 4. ONLY WRITTEN DIMENSIONS TO BE FOLLOWED. DO NOT SCALE THE DRAWING

STAGE :-

04					
03					
02					
01	00	Issued for Tender	---	---	---
REV. NO.	Date	Revision Description	Drawn	Chkd	Appd.

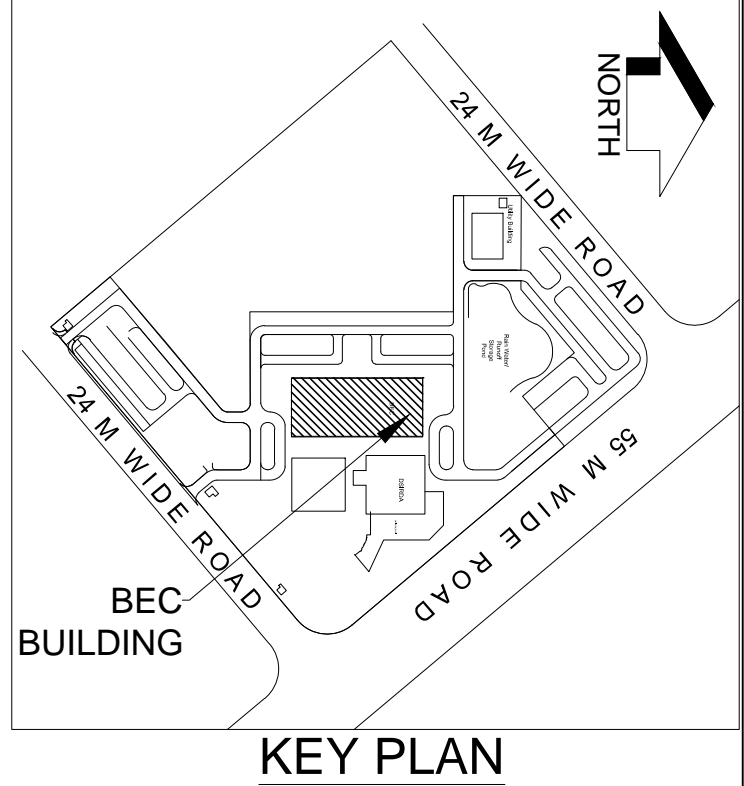
CLIENT	dhoolera DHOLERA INDUSTRIAL CITY DEVELOPMENT LIMITED
PROGRAMME MANAGER	AECOM AECOM Asia Limited
INTERIOR DESIGN CONSULTANT	ENARCH Consultants Pvt. Limited.
MEP CONSULTANT	AEA Acrobat Engineers Pvt.Ltd.
CONTRACTOR	

PROJECT	INTERIOR DESIGN OF BEC BUILDING,PHASE I AT DSIR
PROJECT CODE	
TITLE	GROUND FLOOR FLOORING PLAN
Drawn: XX	Checked: XX
Designed: XX	Approved: XX
Date: MAR 2018	SCALE (A1): 1:150 (A3): ..
Originator Drawing No: XXXXXX	
Project Drawing No: INT_FLR_GF_000	REV. R0



03 GROUND FLOOR FLOORING PLAN
A-100 SCALE= 1:150

	(A)	ITALIAN
	(B)	WOODEN
	(C)	CARPET
	(D)	GRANITE
	(E)	VITRIFIED TILE 800 X 800 MM TOILET
	(F)	VITRIFIED TILE 600 X 600 MM TOILET
		JUNCTION BOX (FOR REFERENCE ONLY)



LEGEND:

NOTES

1. ALL DIMENSIONS ARE IN MM.
2. ALL LEVELS INDICATED ARE IN M.
3. RELEVANT SERVICES DRAWINGS ARE TO BE READ SIMULTANEOUSLY
4. ONLY WRITTEN DIMENSIONS TO BE FOLLOWED. DO NOT SCALE THE DRAWING

STAGE :-

04					
03					
02					
01	00	Issued for Tender	---	---	---
REV. NO.	Date	Revision Description	Drawn	Chkd	Appd.

CLIENT

dhoolera
DHOLERA INDUSTRIAL CITY DEVELOPMENT LIMITED

PROGRAMME MANAGER

AECOM
AECOM Asia Limited

INTERIOR DESIGN CONSULTANT

ENARCH Consultants Pvt. Limited.

MEP CONSULTANT

AEA
Acrobat Engineers Pvt.Ltd.

CONTRACTOR

PROJECT

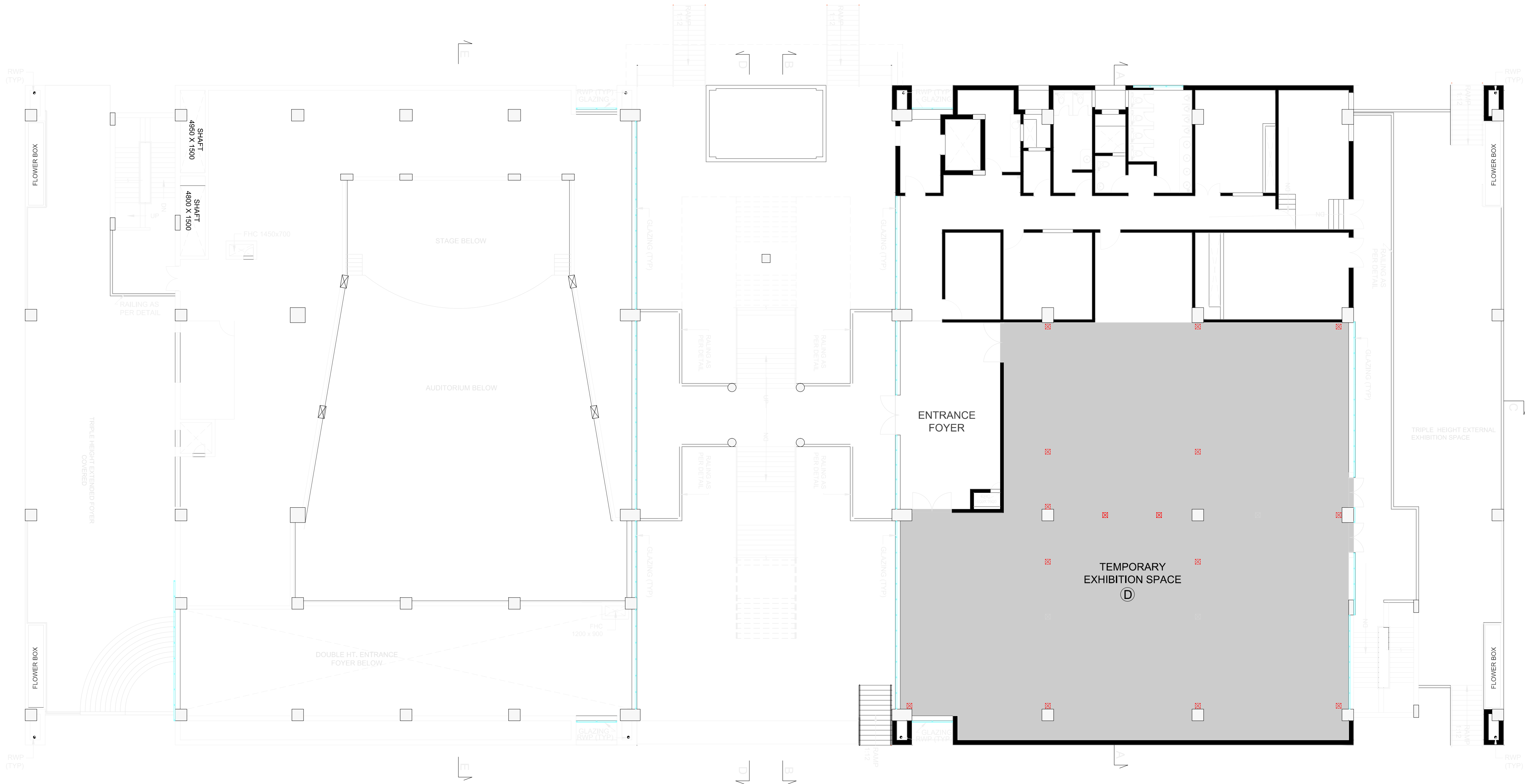
INTERIOR DESIGN OF BEC BUILDING,PHASE I
AT DSIR

PROJECT CODE

TITLE

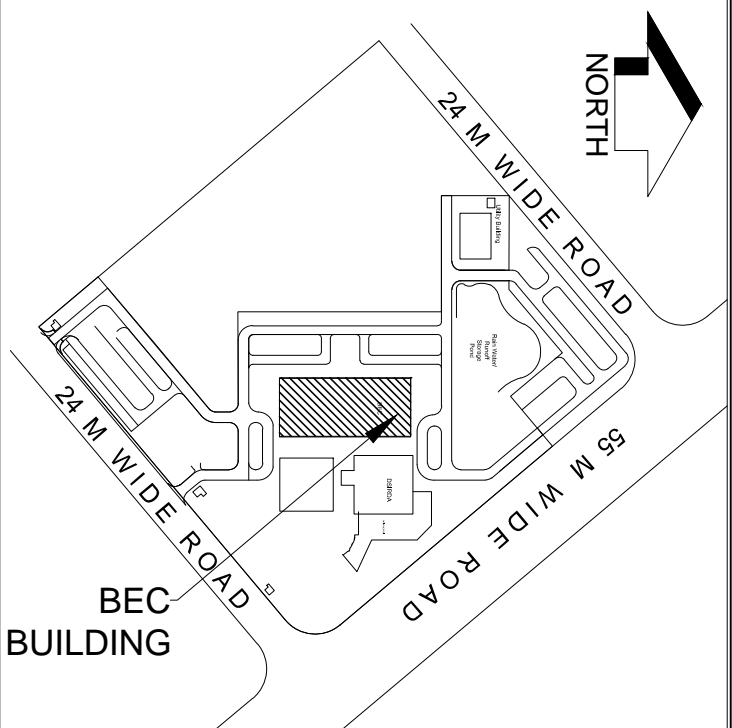
FIRST FLOOR FLOORING PLAN

Drawn: XX	Checked: XX
Designed: XX	Approved: XX
Date: MAR 2018	SCALE (A1): 1:150 (A3): ..
Originator Drawing No: XXXXXX	
Project Drawing No: INT_FLR_FF_100	REV. R0



03 FIRST FLOOR FLOORING PLAN
A-100 SCALE= 1:150

	(A)	ITALIAN
	(B)	WOODEN
	(C)	CARPET
	(D)	GRANITE
	(E)	VITRIFIED TILE 800 X 800 MM TILET
	(F)	VITRIFIED TILE 600 X 600 MM TILET
		JUNCTION BOX (FOR REFERENCE ONLY)



- LEGEND:
- NOTES
1. ALL DIMENSIONS ARE IN MM.
 2. ALL LEVELS INDICATED ARE IN M.
 3. RELEVANT SERVICES DRAWINGS ARE TO BE READ SIMULTANEOUSLY
 4. ONLY WRITTEN DIMENSIONS TO BE FOLLOWED. DO NOT SCALE THE DRAWING

STAGE :-

04					
03					
02					
01	00	Issued for Tender	---	---	---
REV. NO.	Date	Revision Description	Drawn	Chkd	Appd.

CLIENT

dhoolera
DHOLERA INDUSTRIAL CITY DEVELOPMENT LIMITED

PROGRAMME MANAGER

AECOM
AECOM Asia Limited

INTERIOR DESIGN CONSULTANT

ENARCH Consultants Pvt. Limited.

MEP CONSULTANT

AEA
Acrobat Engineers Pvt.Ltd.

CONTRACTOR

PROJECT

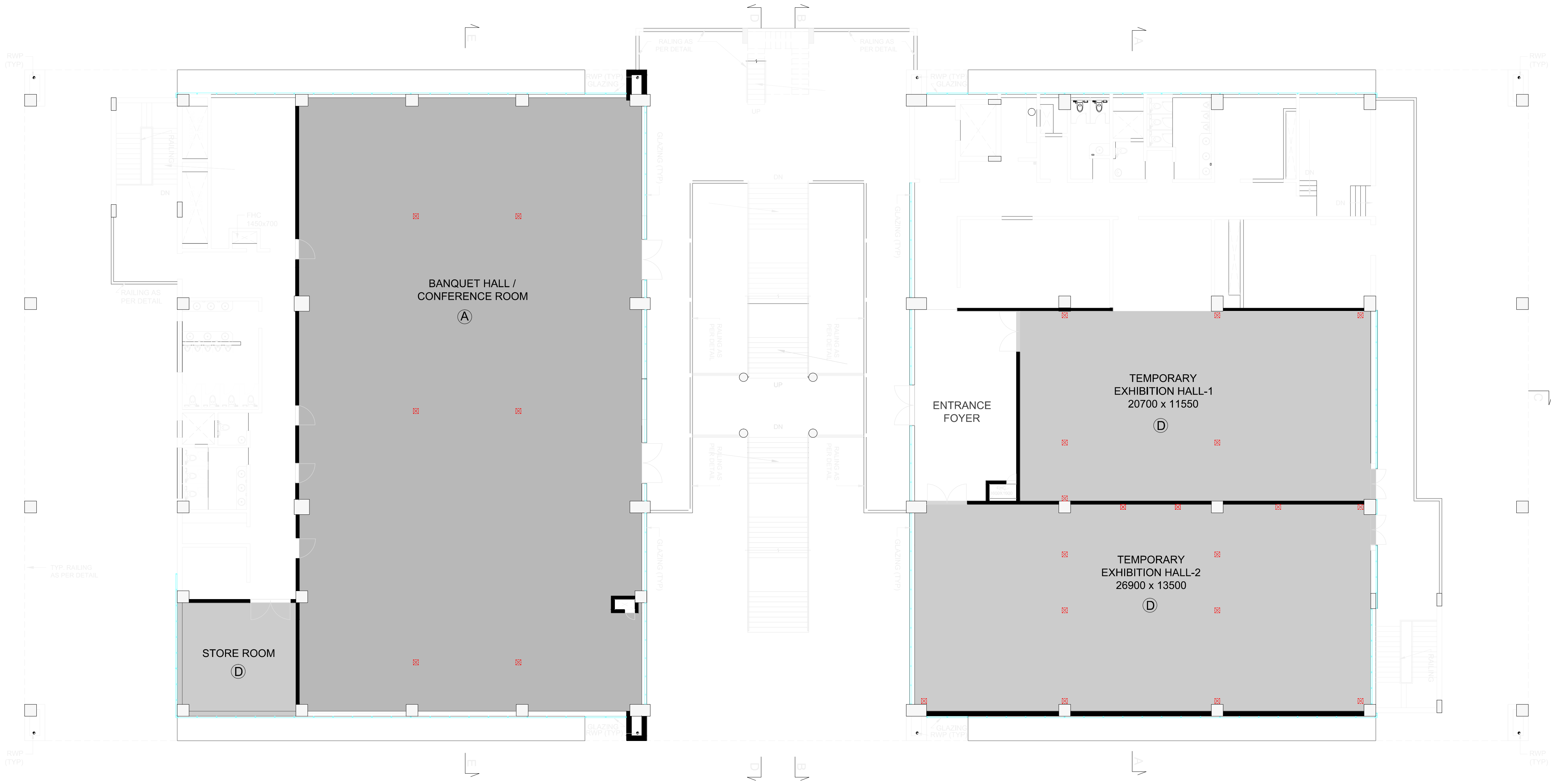
INTERIOR DESIGN OF BEC BUILDING,PHASE I
AT DSIR

PROJECT CODE

TITLE

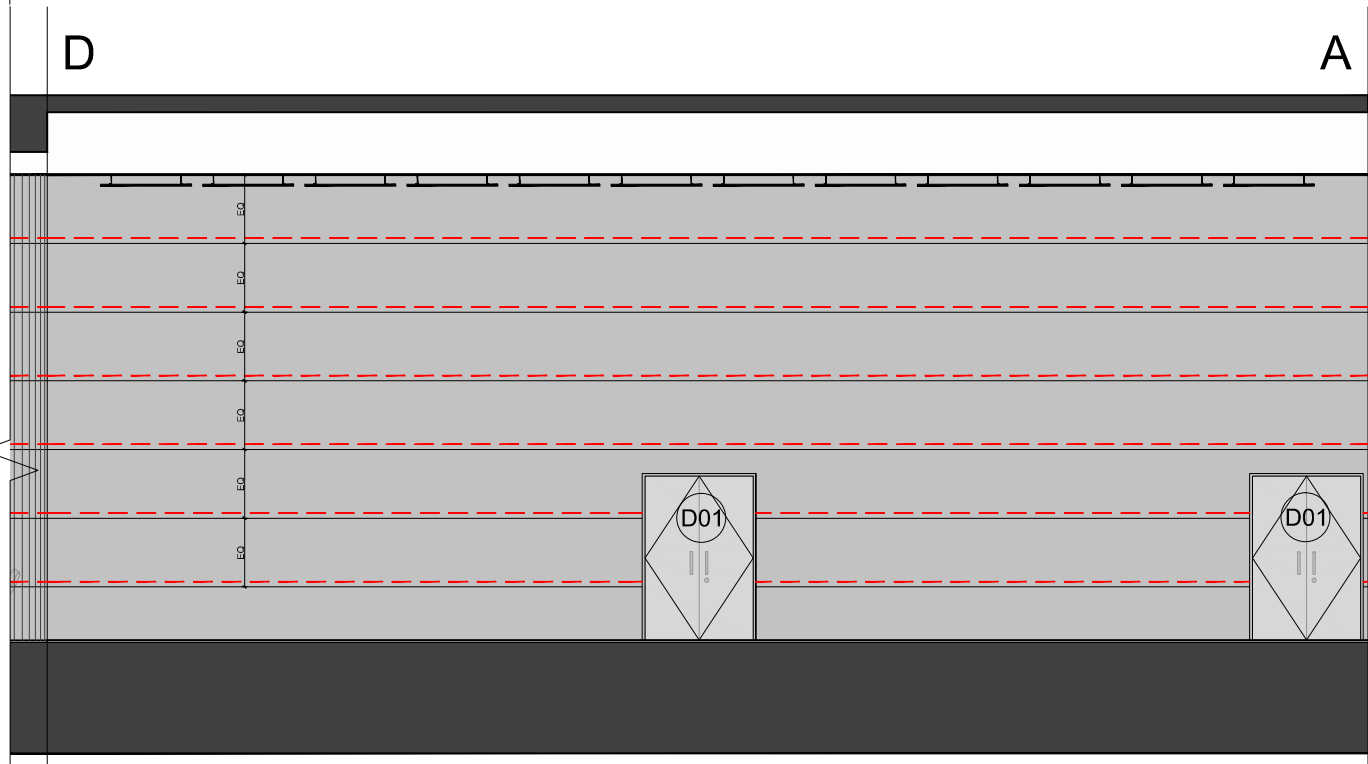

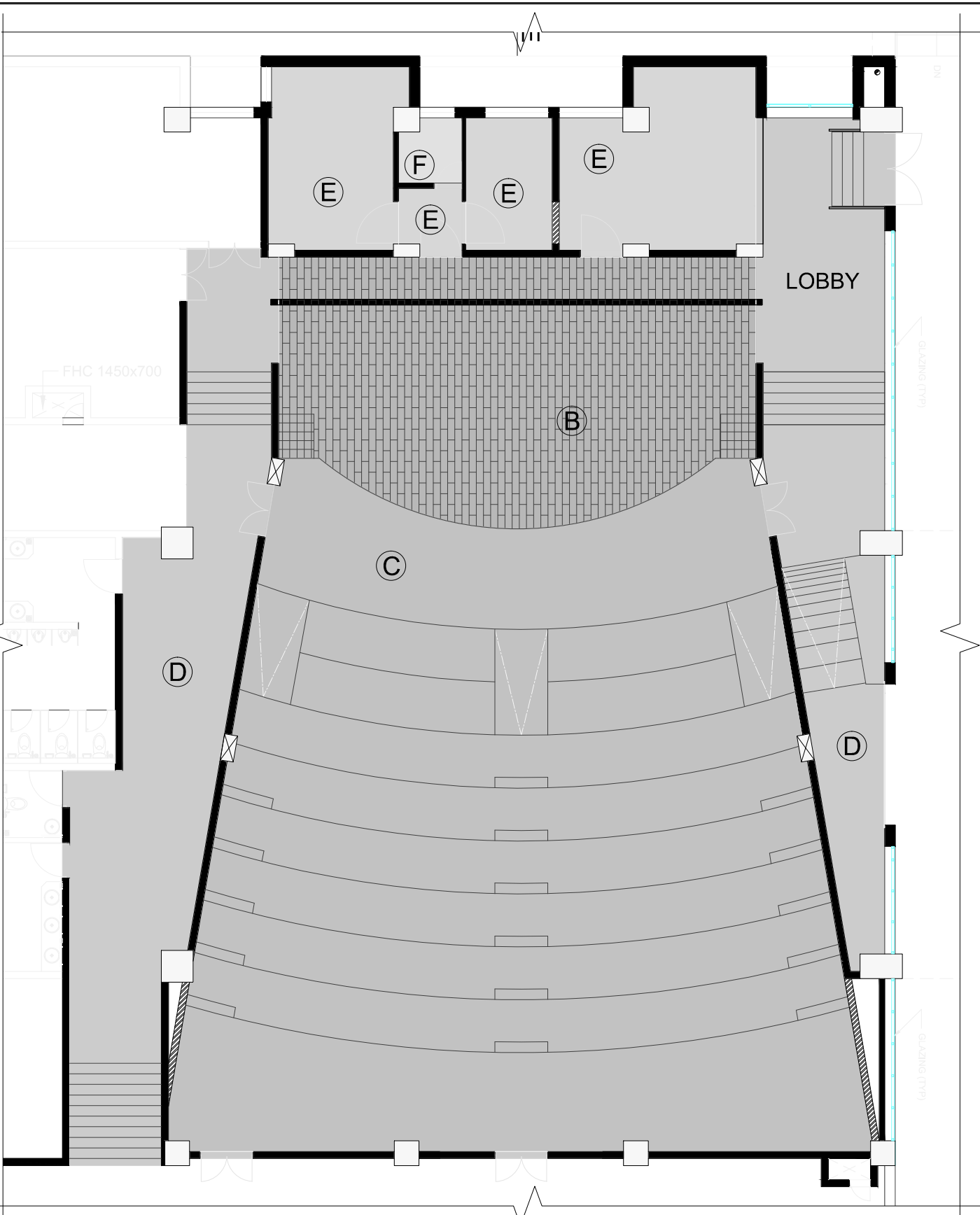
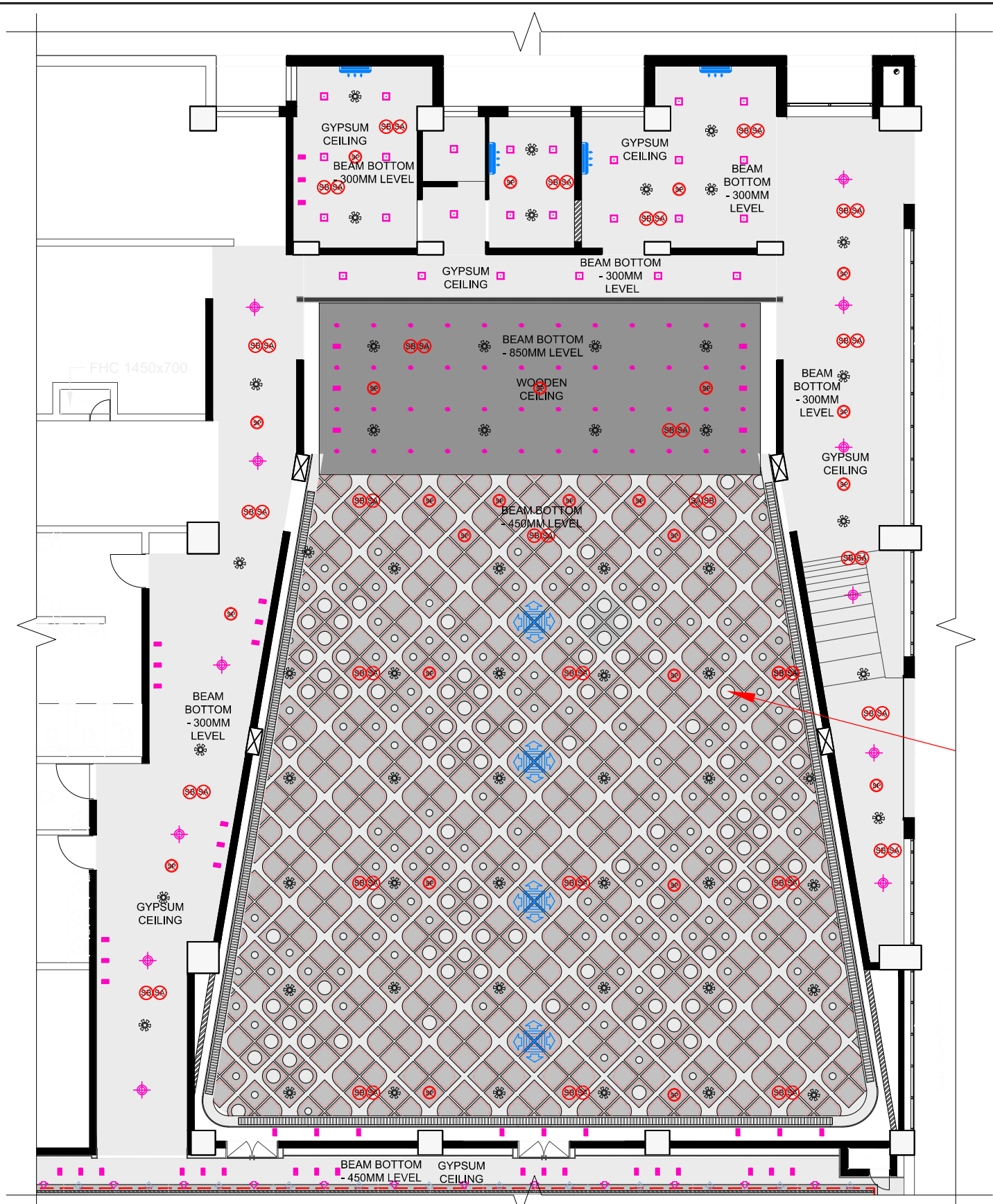
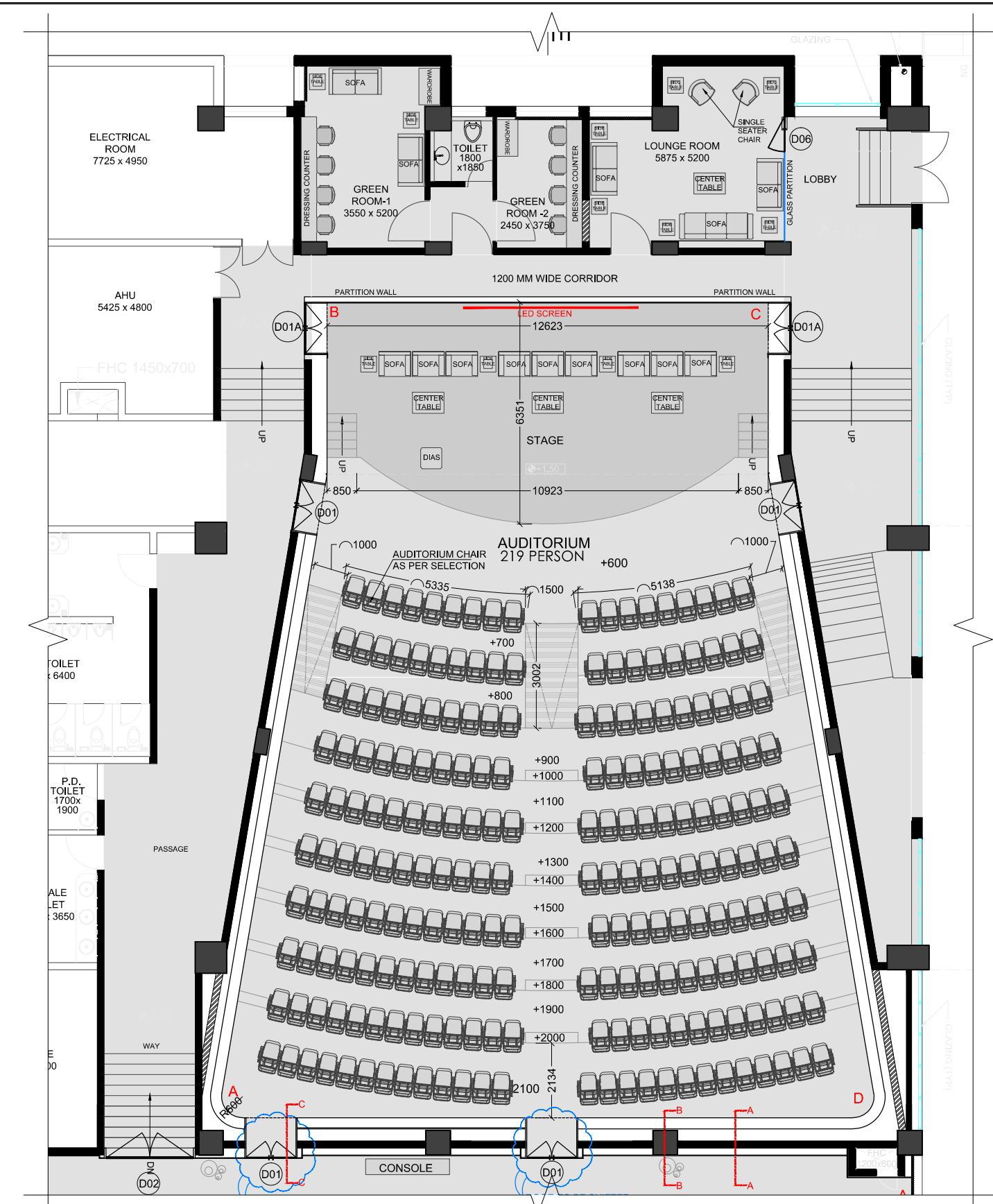
SECOND FLOOR FLOORING PLAN

Drawn: XX	Checked: XX
Designed: XX	Approved: XX
Date: MAR 2018	SCALE (A1): 1:150 (A3): ..
Originator Drawing No: XXXXXX	
Project Drawing No: INT_FLR_SF_200	REV. R0










03 SECOND FLOOR FLOORING PLAN
A-200 SCALE= 1:150








	(A)	ITALIAN
	(B)	WOODEN
	(C)	CARPET
	(D)	GRANITE
	(E)	VITRIFIED TILE 800 X 800 MM TILET
	(F)	VITRIFIED TILE 600 X 600 MM TILET
		JUNCTION BOX (FOR REFERENCE ONLY)

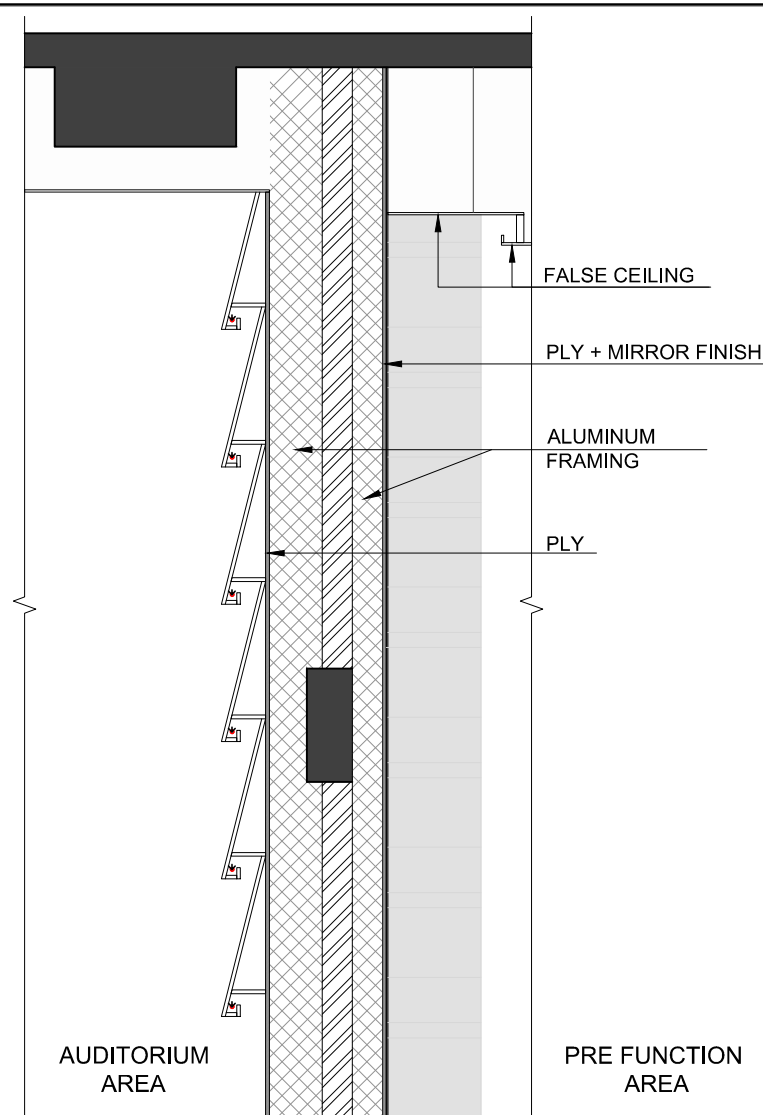

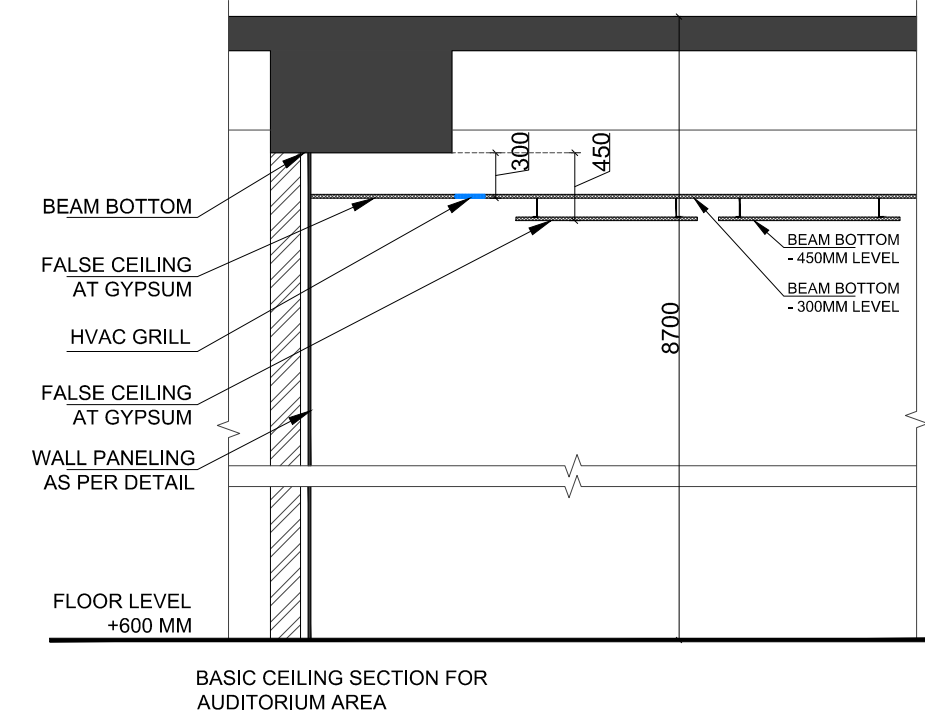



04 AUDITORIUM WALL ELEVATION A-000 SCALE= 1:100

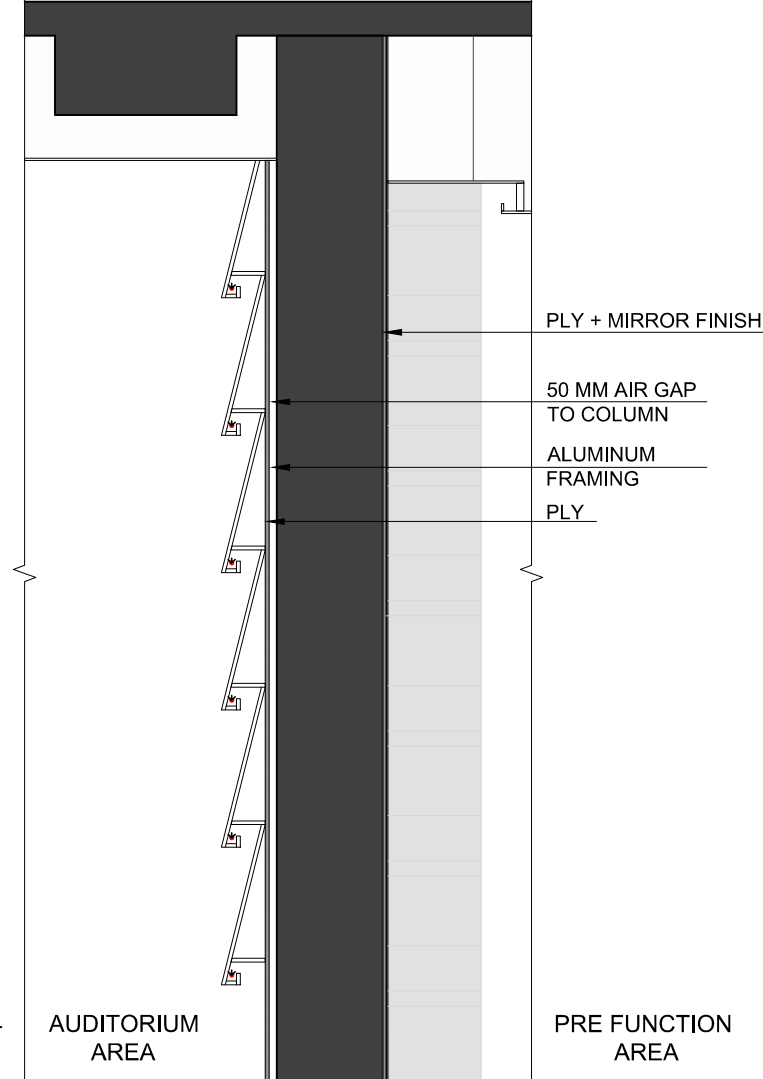
SYMBOL	DESCRIPTION
	SMOKE DETECTOR ABOVE BELOW CEILING
	SPEAKER
	PENDENT TYPE SPRINKLER
	DIFFUSER
	GRILL
	CASSETTE UNIT
	WALL MOUNT UNIT

DOOR SCHEDULE					
CODE	WIDTH	HEIGHT	AREA	QTY	
D01	2000	2200	AUDITORIUM	04	
D01A	1000	2200	AUDITORIUM STAGE SIDE	02	
D02	2400	2200	PRE FUNCTION AREA PASSAGE & STORE ROOM AT 2ND FLOOR	02	
D03	1000	2200	PRE FUNCTION AREA TELECOM ROOM	01	
D04	1200	2200	PERMANENT EXHIBITION SPACE BANQUET HALL	04	
D05	2100	2200	PRE FUNCTION AREA	01	
D06	1000	2200	LOUNGE ROOM BACK SIDE AUDITORIUM	01	
NOTE:- ALL DOOR ARE AS PER CIVIL OPENING					
WINDOW SCHEDULE					
CODE	WIDTH	HEIGHT	AREA	QTY	
W01	600	600	PERMANENT EXHIBITION SPACE (FOR IN ROOM UNDER PANEL)	01	
NOTE :- THE DOOR & WINDOW (Vision Panel) TAG SHOWN IN THE DRAWING ARE IN INTERIOR SCOPE OF WORK .					

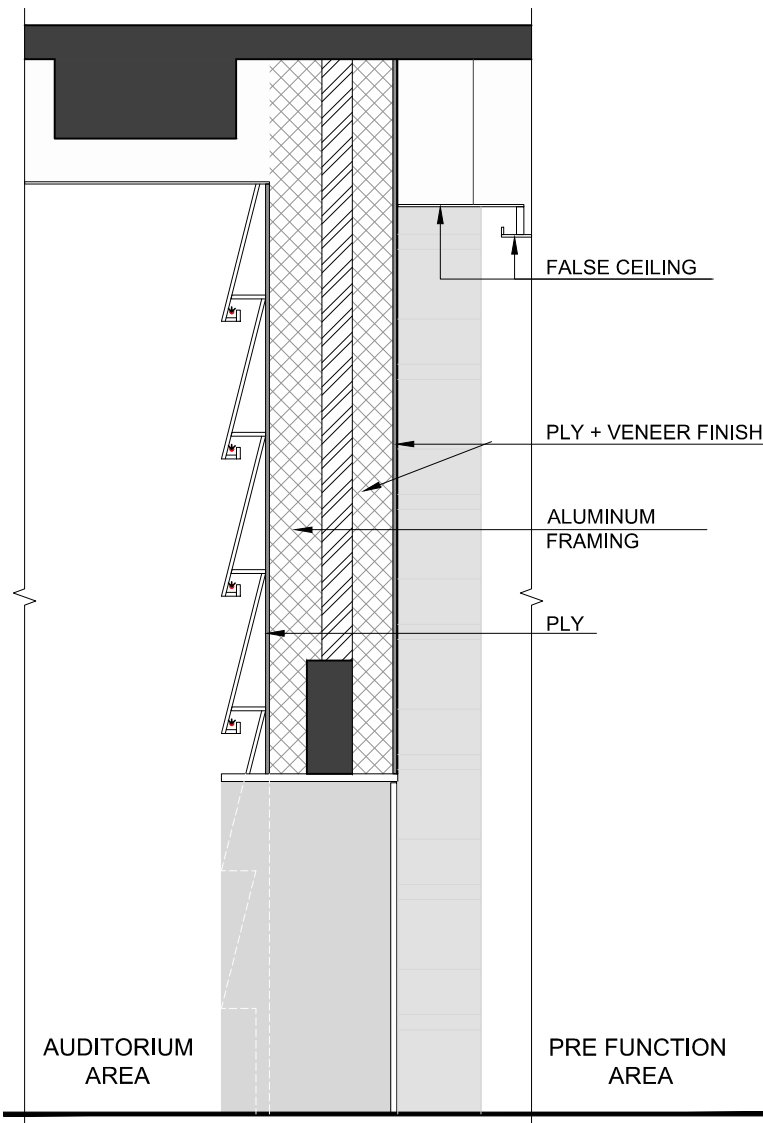
	(A)	ITALIAN
	(B)	WOODEN
	(C)	CARPET
	(D)	GRANITE
	(E)	VITRIFIED TILE 800 X 800 MM TOILET
	(F)	VITRIFIED TILE 600 X 600 MM TOILET
		JUNCTION BOX (FOR REFERENCE ONLY)



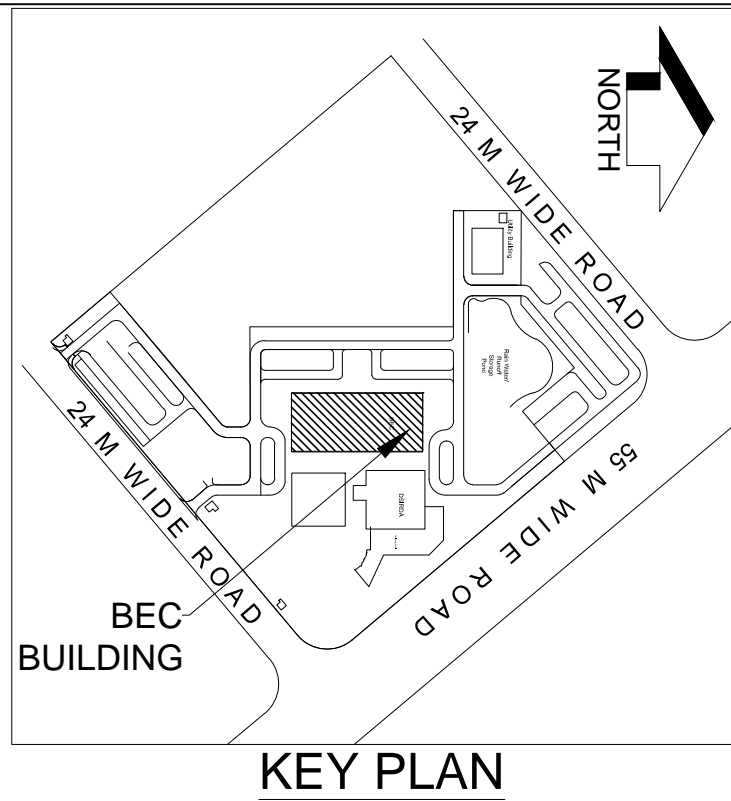
SECTION -AA



SECTION -BB



SECTION -CC

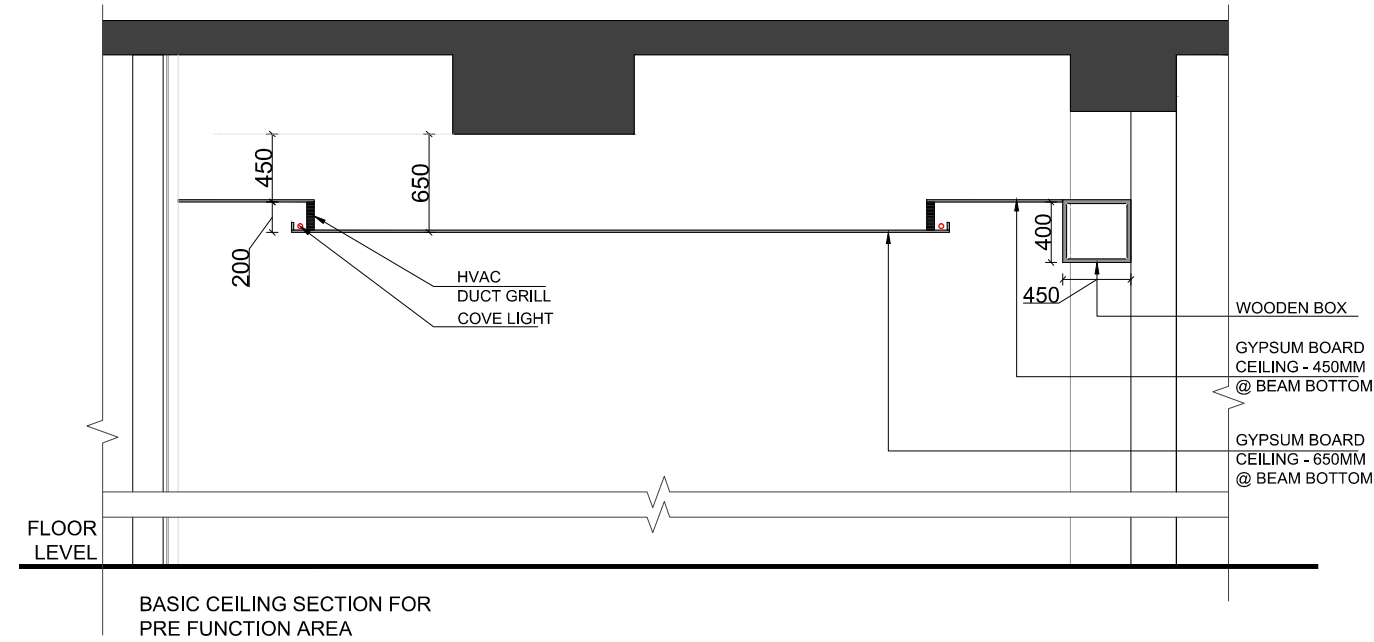

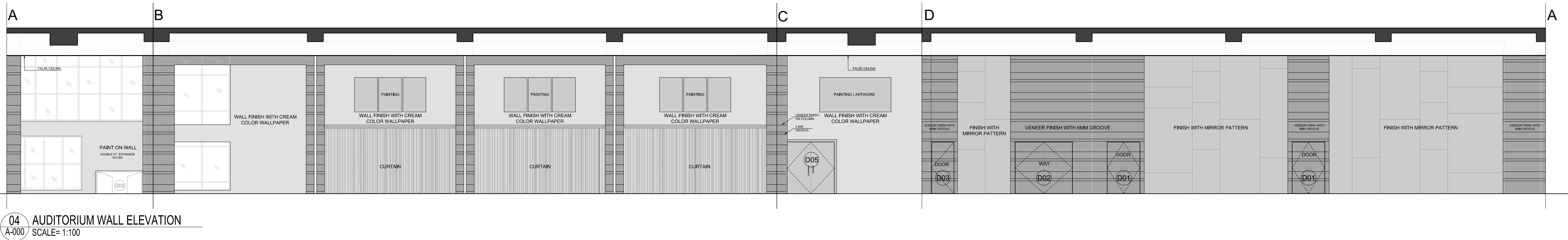
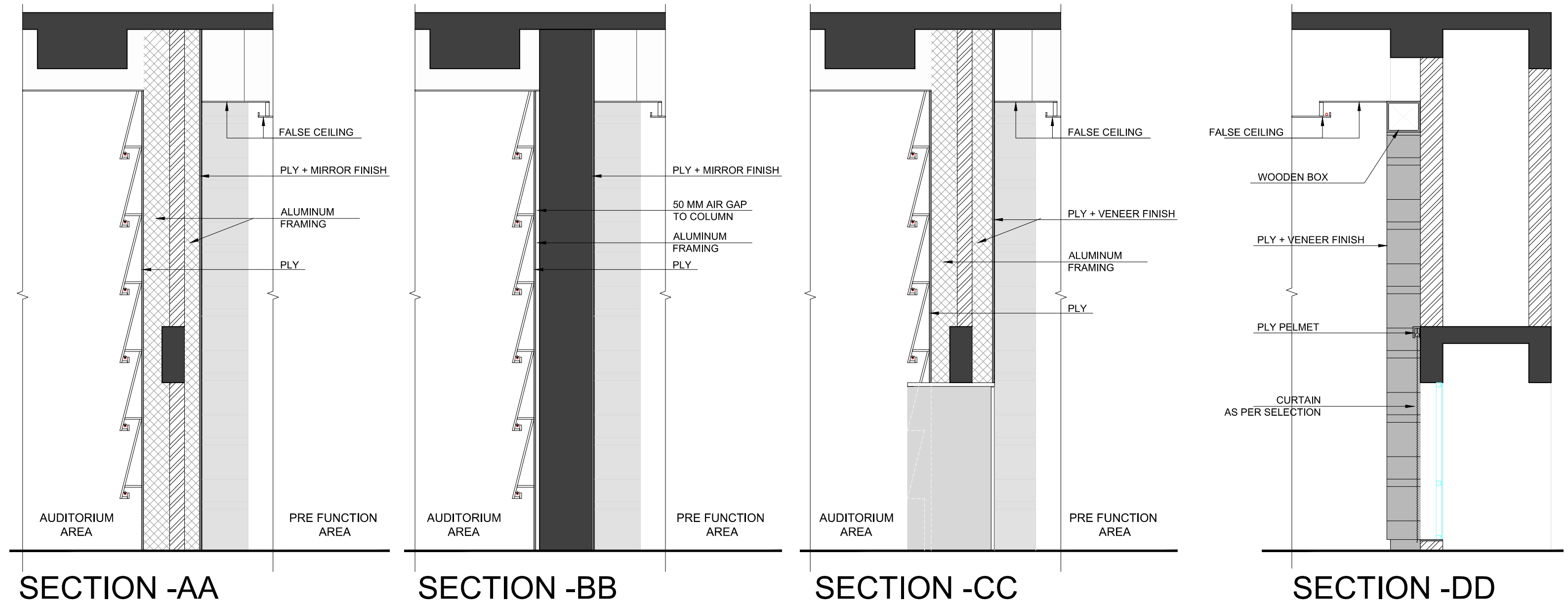
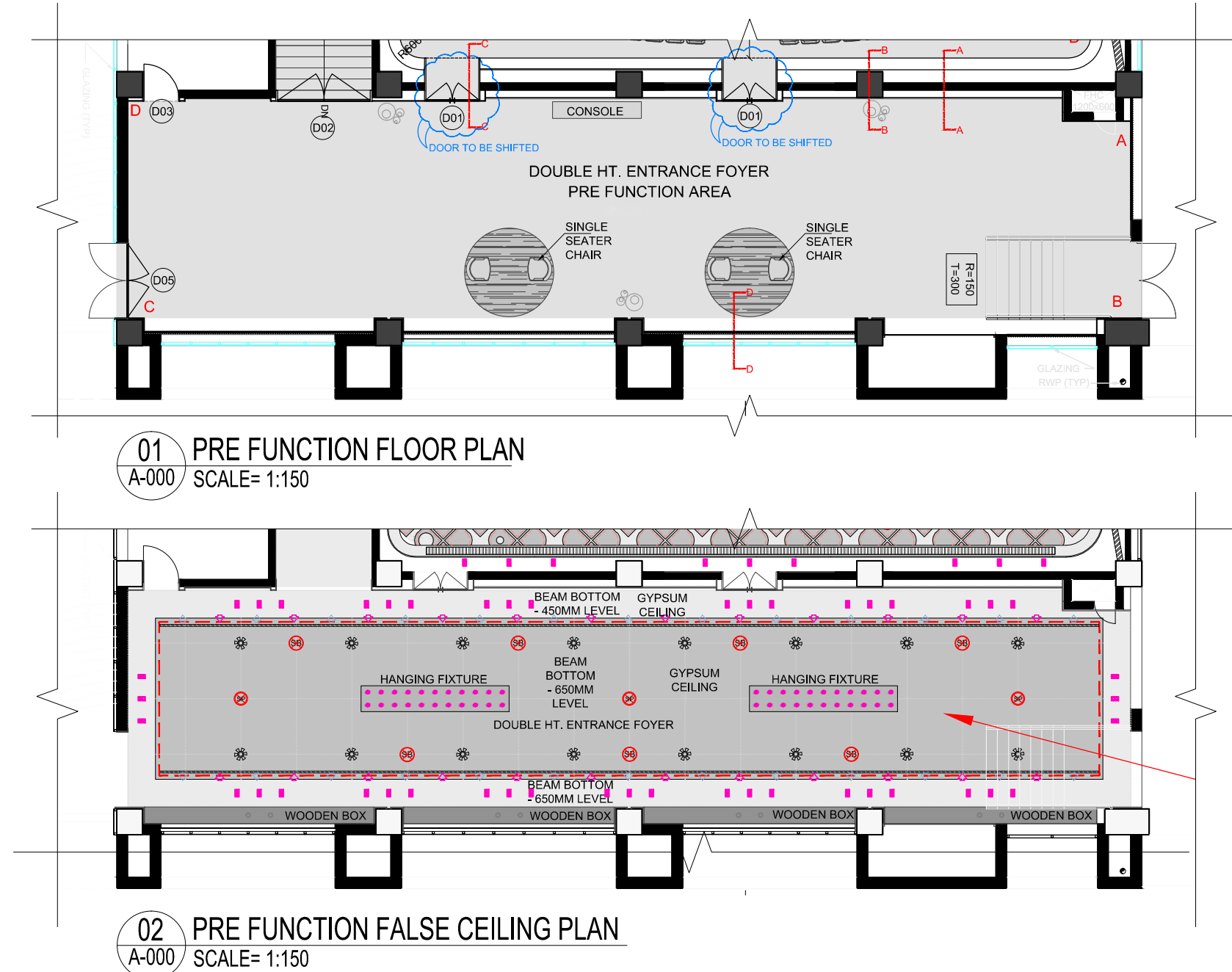


- LEGEND:
- NOTES
1. ALL DIMENSIONS ARE IN MM.
 2. ALL LEVELS INDICATED ARE IN M.
 3. RELEVANT SERVICES DRAWINGS ARE TO BE READ SIMULTANEOUSLY
 4. ONLY WRITTEN DIMENSIONS TO BE FOLLOWED. DO NOT SCALE THE DRAWING

STAGE :-

04					
03					
02					
01	00	Issued for Tender	---	---	---
REV. NO.	Date	Revision Description	Drawn	Chkd	Appd.

CLIENT					
PROGRAMME MANAGER					
INTERIOR DESIGN CONSULTANT					
ENARCH Consultants Pvt. Limited.					
MEP CONSULTANT					
CONTRACTOR					
PROJECT					
INTERIOR DESIGN OF BEC BUILDING, PHASE I AT DSIR					
PROJECT CODE					
TITLE					
COORDINATED LAYOUT & DETAILS OF AUDITORIUM AT GROUND FLOOR					
Drawn: XX					
Checked: XX					
Designed: XX					
Approved: XX					
Date: MAR 2018					
SCALE (A1): 1:150 (A3): --					
Originator Drawing No: XXXXXX					
Project Drawing No: INT_AUDITORIUM_GF_000					
REV. R0					



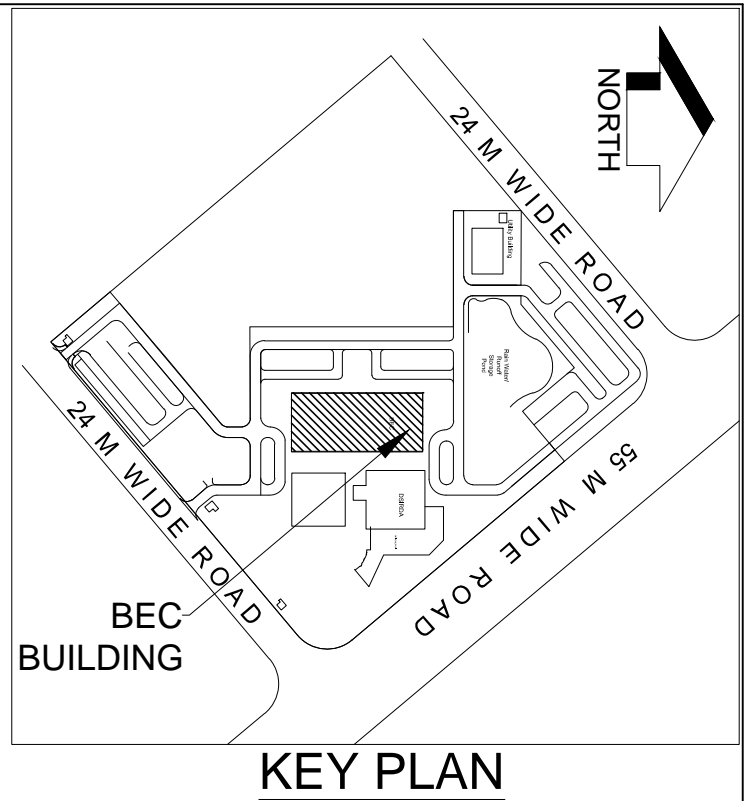
SYMBOL	DESCRIPTION
	SMOKE DETECTOR ABOVE / BELOW CEILING
	SPEAKER
	PENDENT TYPE SPRINKLER
	DIFFUSER
	GRILL
	CASSETTE UNIT
	WALL MOUNT UNIT

DOOR SCHEDULE					
CODE	WIDTH	HEIGHT	AREA	QTY	
D01	2000	2200	AUDITORIUM	04	
D01A	1500	2200	AUDITORIUM STAGE SIDE	02	
D02	2400	2200	PRE FUNCTION AREA PASSAGE & STORE ROOM AT 2ND FLOOR	02	
D03	1000	2200	PRE FUNCTION AREA TELECOM ROOM	01	
D04	1200	2200	PERMANENT EXHIBITION SPACE BANQUET HALL	04	
D05	2100	2200	PRE FUNCTION AREA	01	
D06	1000	2200	LOUNGE ROOM BACK SIDE AUDITORIUM	01	

WINDOW SCHEDULE				
CODE	WIDTH	HEIGHT	AREA	QTY
W01	600	600	PERMANENT EXHIBITION SPACE FOR AV ROOM (Vision Panel)	01

NOTE - THE DOOR & WINDOW (Vision Panel) TAG SHOWN
IN THE DRAWING ARE IN INTERIOR SCOPE OF WORK .

	(A)	ITALIAN
	(B)	WOODEN
	(C)	CARPET
	(D)	GRANITE
	(E)	VITRIFIED TILE 800 X 800 MM TOILET
	(F)	VITRIFIED TILE 600 X 600 MM TOILET
		JUNCTION BOX (FOR REFERENCE ONLY)



LEGEND:

- NOTES
1. ALL DIMENSIONS ARE IN MM.
 2. ALL LEVELS INDICATED ARE IN M.
 3. RELEVANT SERVICES DRAWINGS ARE TO BE READ SIMULTANEOUSLY.
 4. ONLY WRITTEN DIMENSIONS TO BE FOLLOWED. DO NOT SCALE THE DRAWING.

STAGE :-

REV. NO.	Date	Revision Description	Drawn	Chkd	Appd.
04					
03					
02					
01	00	Issued for Tender	---	---	---

CLIENT
DHOLERA INDUSTRIAL CITY DEVELOPMENT LIMITED

PROGRAMME MANAGER
AECOM
AECOM Asia Limited

INTERIOR DESIGN CONSULTANT
ENARCH Consultants Pvt. Limited.

MEP CONSULTANT
AEA
Acrobat Engineers Pvt.Ltd.

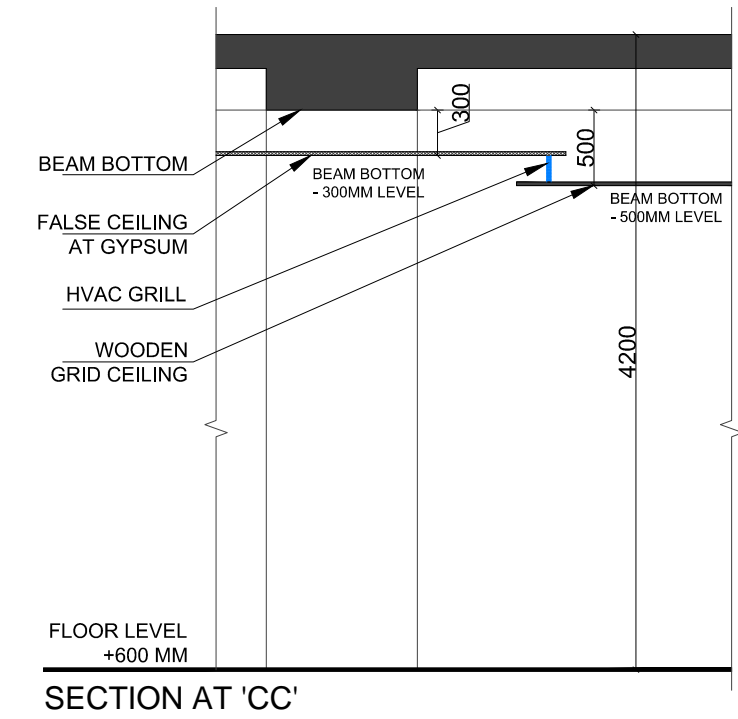
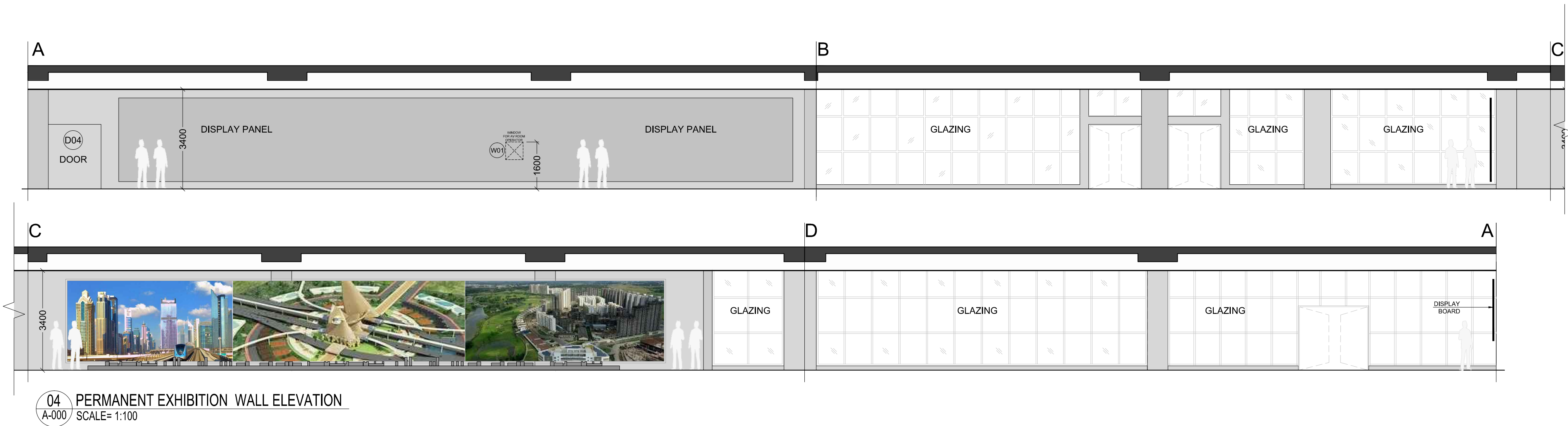
CONTRACTOR

PROJECT
INTERIOR DESIGN OF BEC BUILDING, PHASE I
AT DSIR

PROJECT CODE

TITLE
COORDINATED LAYOUT &
DETAILS OF PRE FUNCTION AREA
AT GROUND FLOOR

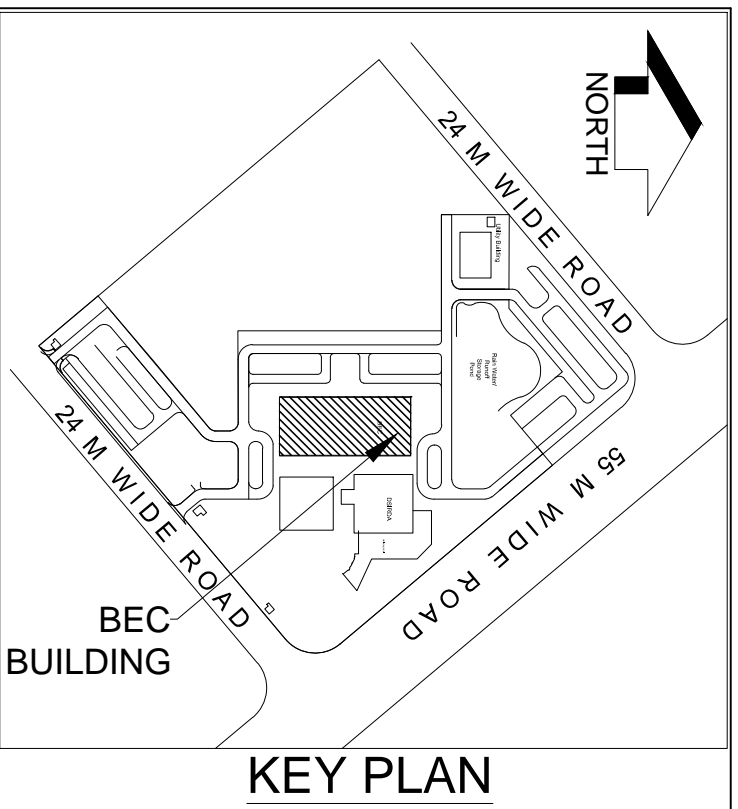
Drawn: XX	Checked: XX
Designed: XX	Approved: XX
Date: MAR 2018	SCALE (A1): 1:150 (A3): ..
Originator Drawing No: XXXXXX	
Project Drawing No: INT_PFA_GF_000	REV. R0



SYMBOL	DESCRIPTION
	SMOKE DETECTOR ABOVE/BELOW CEILING
	SPEAKER
	PENDENT TYPE SPRINKLER
	DIFFUSER
	GRILL
	CASSETTE UNIT
	WALL MOUNT UNIT

DOOR SCHEDULE	CODE	WIDTH	HEIGHT	AREA	QTY
D01	2000	2200		AUDITORIUM	04
D01A	1500	2200		AUDITORIUM STAGE SIDE	02
D02	2400	2200		PRE FUNCTION AREA PASSAGE & STORE ROOM AT 2ND FLOOR	02
D03	1000	2200		PRE FUNCTION AREA TELECOM ROOM	01
D04	1200	2200		PERMANENT EXHIBITION SPACE SAMPLE HALL	04
D05	2100	2200		PRE FUNCTION AREA	01
D06	1000	2200		LOUNGE ROOM BACK SIDE AUDITORIUM	01
WINDOW SCHEDULE	CODE	WIDTH	HEIGHT	AREA	QTY
W01	600	600		PERMANENT EXHIBITION SPACE FOR AV ROOM (UNDER PANE)	01

	(A)	ITALIAN
	(B)	WOODEN
	(C)	CARPET
	(D)	GRANITE
	(E)	VITRIFIED TILE 800 X 800 MM TOILET
	(F)	VITRIFIED TILE 600 X 600 MM TOILET
		JUNCTION BOX (FOR REFERENCE ONLY)

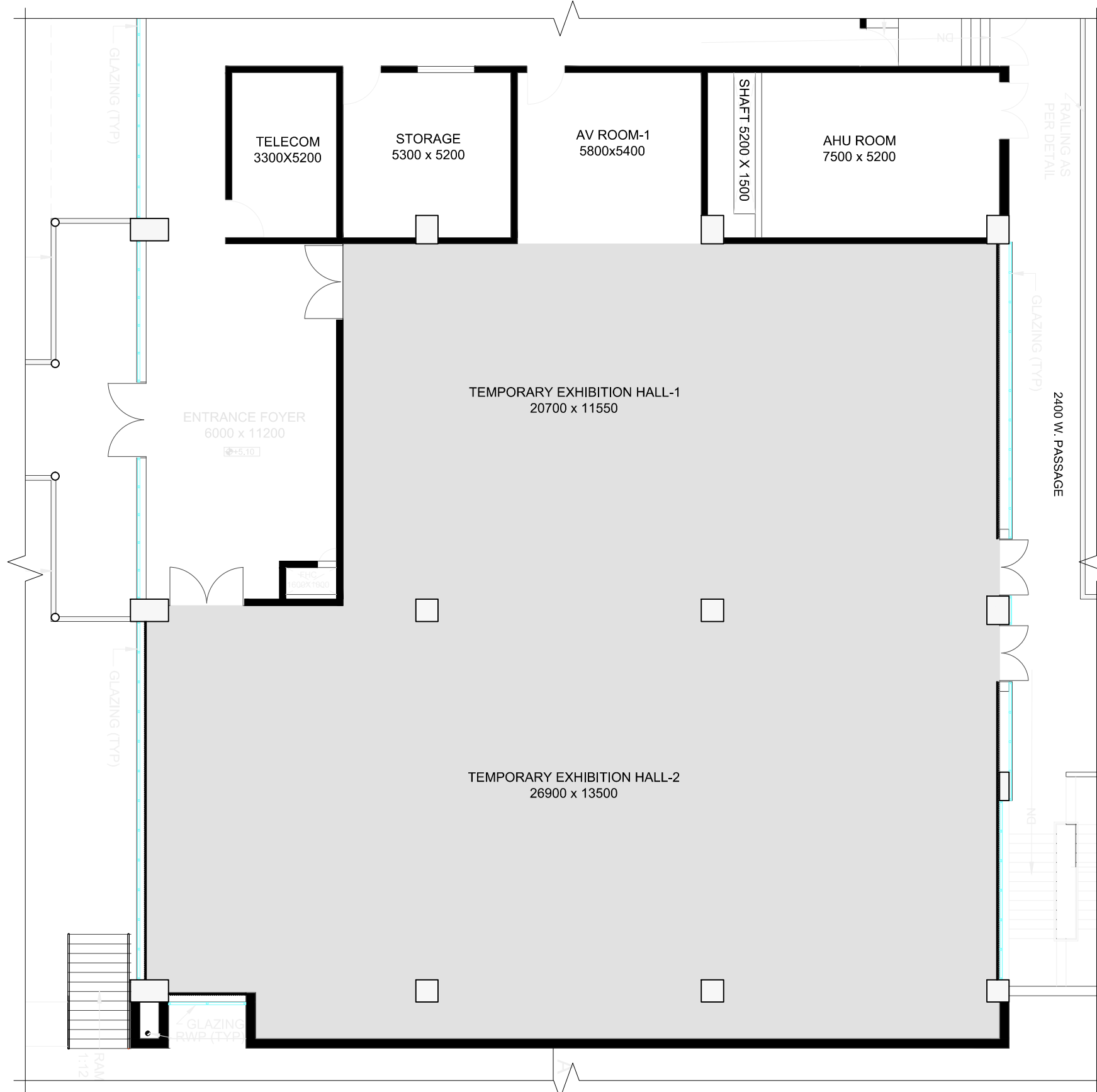


- LEGEND:
- NOTES
1. ALL DIMENSIONS ARE IN MM.
 2. ALL LEVELS INDICATED ARE IN M.
 3. RELEVANT SERVICES DRAWINGS ARE TO BE READ SIMULTANEOUSLY.
 4. ONLY WRITTEN DIMENSIONS TO BE FOLLOWED. DO NOT SCALE THE DRAWING.

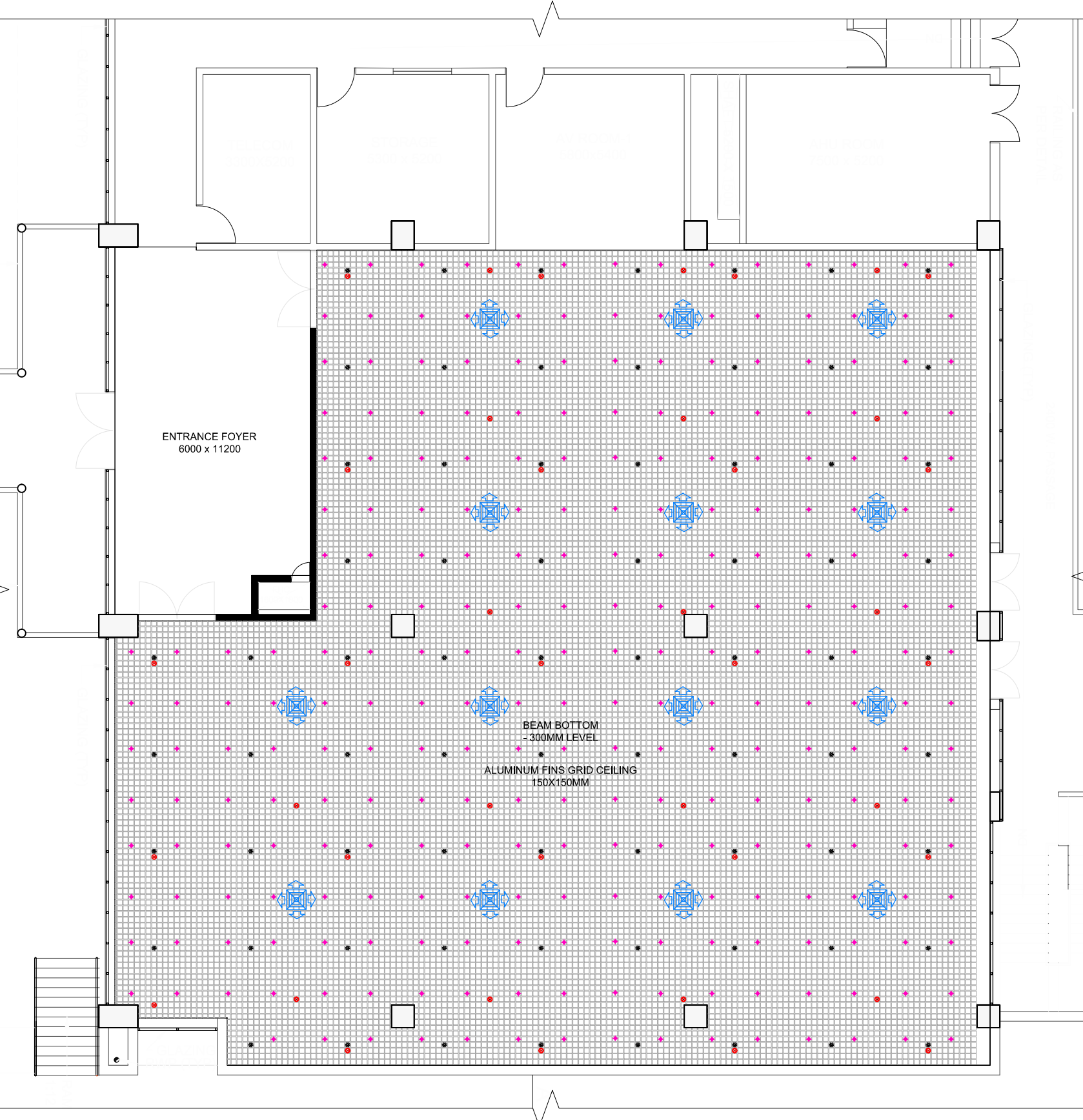
REV. NO.	Date	Revision Description	Drawn	Chkd	Appd.
04					
03					
02					
01	00	Issued for Tender	---	---	---

CLIENT	
PROGRAMME MANAGER	
INTERIOR DESIGN CONSULTANT	ENARCH Consultants Pvt. Limited.
MEP CONSULTANT	
CONTRACTOR	

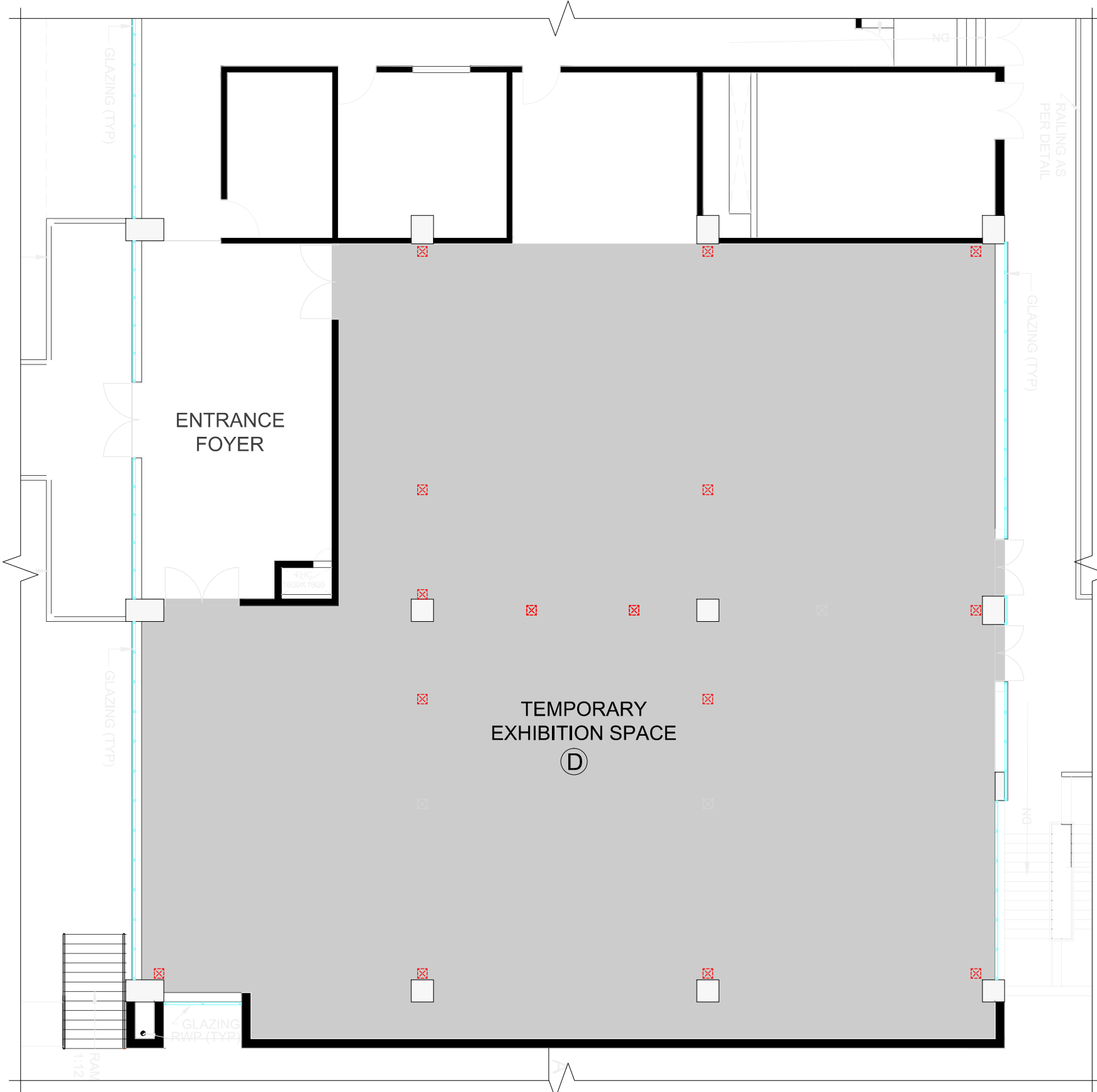
PROJECT	INTERIOR DESIGN OF BEC BUILDING, PHASE I AT DSIR
PROJECT CODE	
TITLE	COORDINATED LAYOUT & DETAILS OF PERMANENT EXHIBITION AT GROUND FLOOR
Drawn: XX	Checked: XX
Designed: XX	Approved: XX
Date: MAR 2018	SCALE (A1): -- (A3): --
Originator Drawing No: XXXXXX	
Project Drawing No: INT_PERMANENT EXHIBITION_GF_000	REV. R0



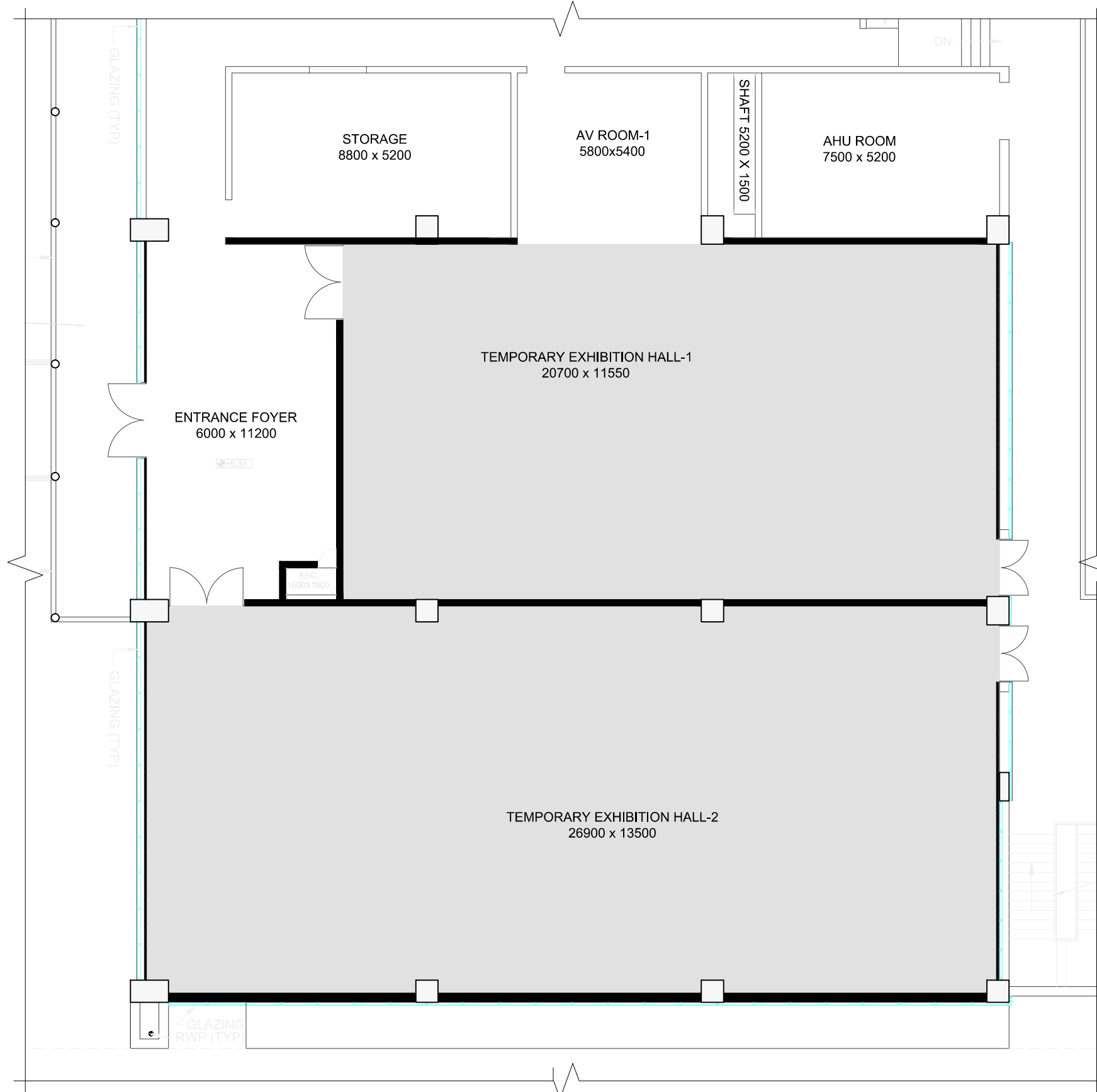
01 TEMPORARY EXHIBITION FLOOR PLAN AT 1ST FLOOR
A-100 SCALE= 1:150



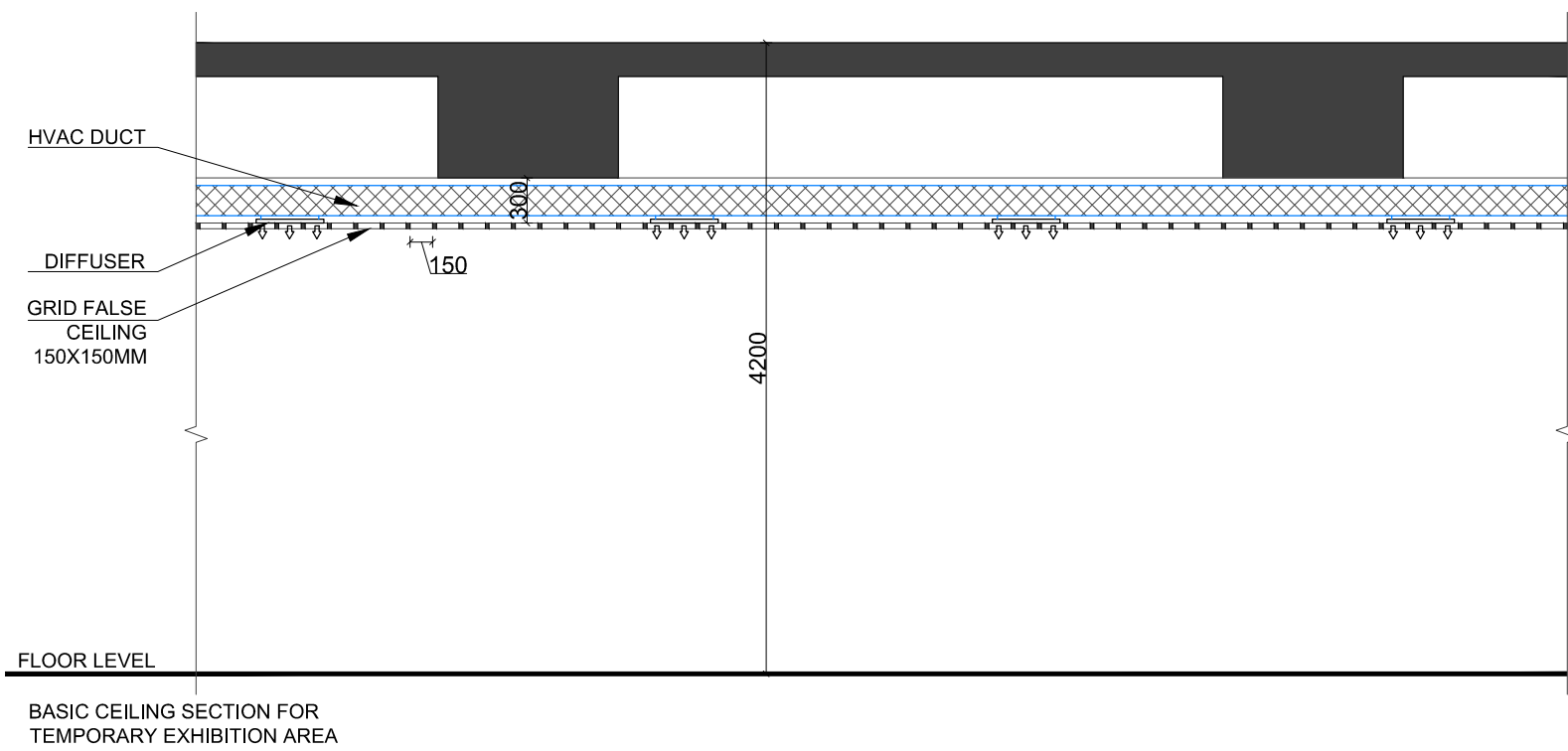
02 TEMPORARY EXHIBITION TYPICAL FALSE CEILING PLAN
A-100 SCALE= 1:150



03 TEMPORARY EXHIBITION TYPICAL FLOORING PLAN
A-100 SCALE= 1:150



01 TEMPORARY EXHIBITION FLOOR PLAN AT 2ND FLOOR
A-200 SCALE= 1:150



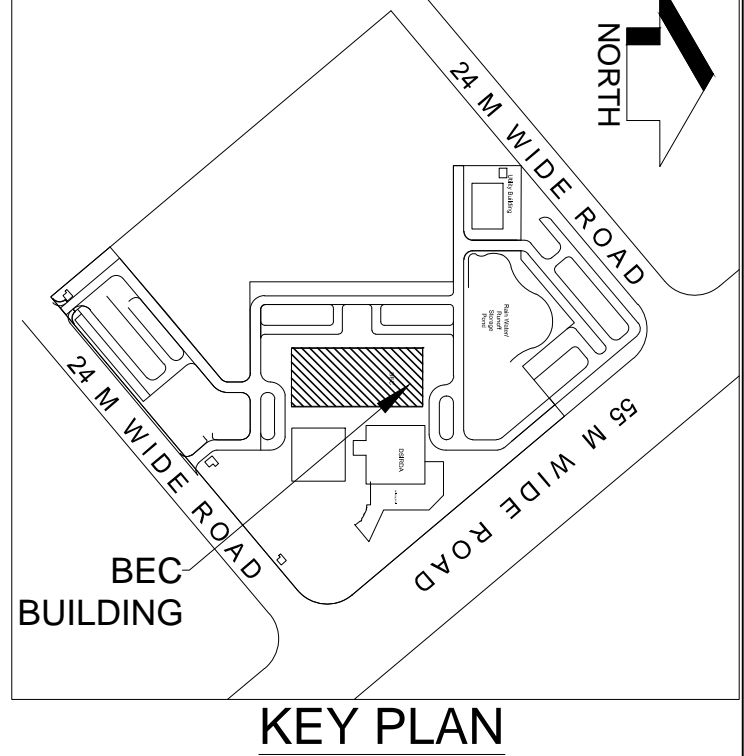
SYMBOL	DESCRIPTION
	SMOKE DETECTOR ABOVE/BELOW CEILING
	SPEAKER
	PENDENT TYPE SPRINKLER
	DIFFUSER
	GRILL
	CASSETTE UNIT
	WALL MOUNT UNIT

DOOR SCHEDULE	CODE	WIDTH	HEIGHT	AREA	QTY
001	2000	2200		AUDITORIUM	04
001A	1500	2200		AUDITORIUM STAGE SIDE	02
002	2400	2200		PRE FUNCTION AREA PASSAGE & STORE ROOM AT 2ND FLOOR	02
003	1000	2200		PRE FUNCTION AREA TELECOM ROOM	01
004	1200	2200		PERMANENT EXHIBITION SPACE BANQUET HALL	04
005	2100	2200		PRE FUNCTION AREA	01
006	1000	2200		LOUNGE ROOM BACK SIDE AUDITORIUM	01

WINDOW SCHEDULE	CODE	WIDTH	HEIGHT	AREA	QTY
001	600	600		PERMANENT EXHIBITION SPACE FOR AV ROOM (Visual Panel)	01

NOTE - THE DOOR & WINDOW (Visual Panel) TAG SHOWN IN THE DRAWING ARE IN INTERIOR SCOPE OF WORK.

	(A)	ITALIAN
	(B)	WOODEN
	(C)	CARPET
	(D)	GRANITE
	(E)	VITRIFIED TILE 800 X 800 MM TOILET
	(F)	VITRIFIED TILE 600 X 600 MM TOILET
		JUNCTION BOX (FOR REFERENCE ONLY)



LEGEND:

- NOTES
1. ALL DIMENSIONS ARE IN MM.
 2. ALL LEVELS INDICATED ARE IN M.
 3. RELEVANT SERVICES DRAWINGS ARE TO BE READ SIMULTANEOUSLY
 4. ONLY WRITTEN DIMENSIONS TO BE FOLLOWED. DO NOT SCALE THE DRAWING

STAGE :-

04					
03					
02					
01	00	Issued for Tender	---	---	---
REV. NO.	Date	Revision Description	Drawn	Chkd	Appd.

CLIENT
dhohera
DHOLERA INDUSTRIAL CITY DEVELOPMENT LIMITED

PROGRAMME MANAGER
AECOM
AECOM Asia Limited

INTERIOR DESIGN CONSULTANT
ENARCH Consultants Pvt. Limited.

MEP CONSULTANT
AEA
Acrobat Engineers Pvt.Ltd.

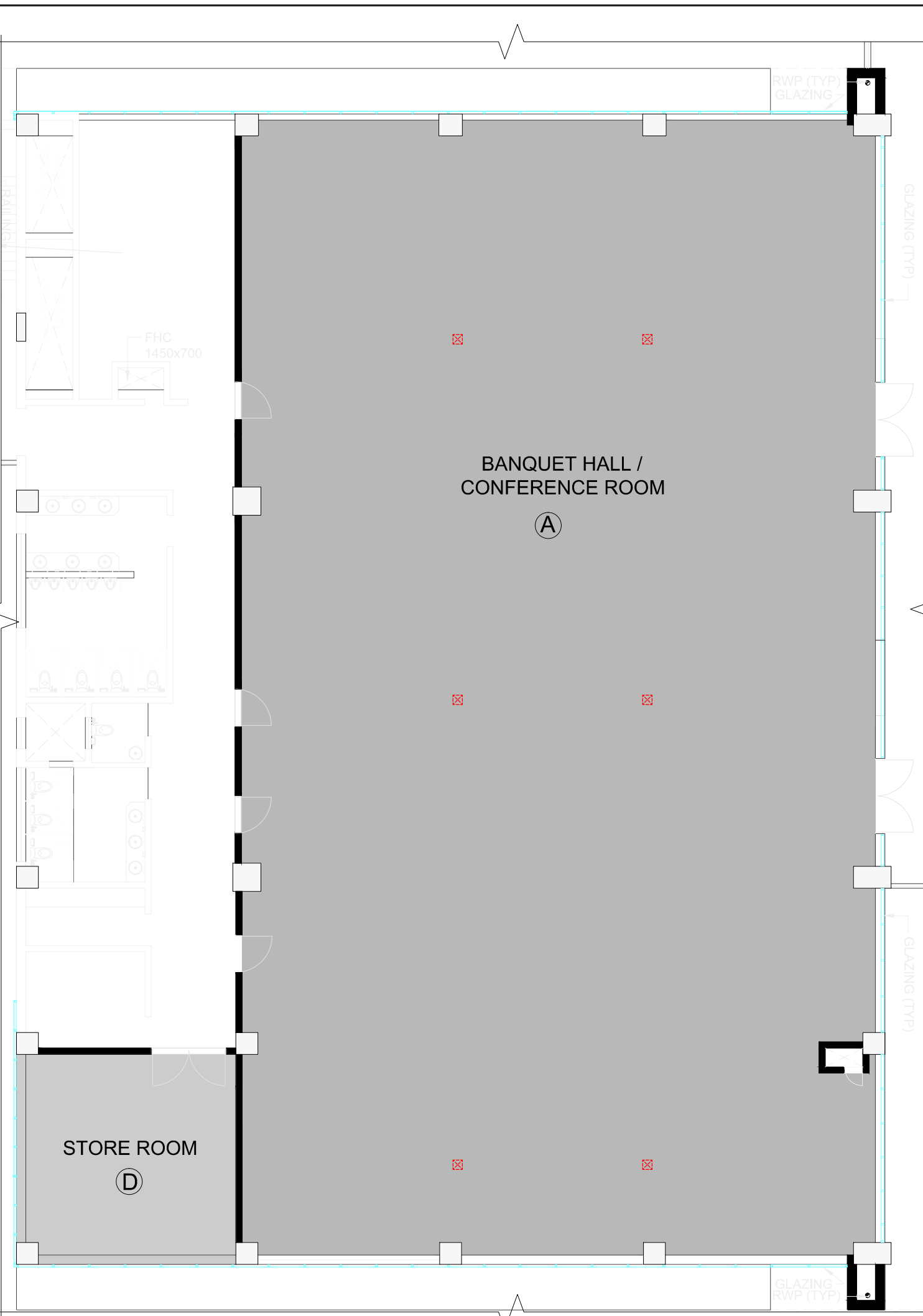

CONTRACTOR

PROJECT
INTERIOR DESIGN OF BEC BUILDING,PHASE I
AT DSIR

PROJECT CODE

TITLE
**COORDINATED LAYOUT &
DETAILS OF TEMPORARY EXHIBITION
AT 1ST & 2ND FLOOR**

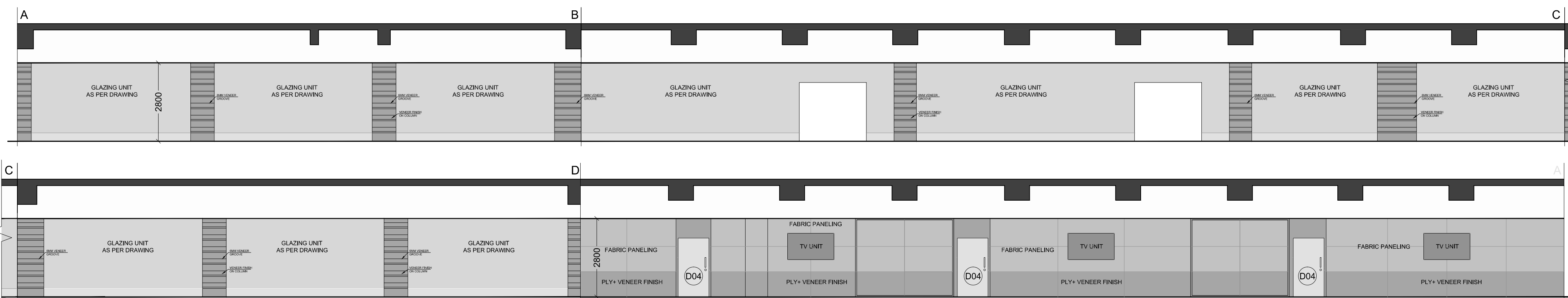
Drawn: XX	Checked: XX
Designed: XX	Approved: XX
Date: MAR 2018	SCALE (A1): -- (A3): --
Originator Drawing No: XXXXXX	
Project Drawing No: INT_TEMPORARY EXHIBITION_FF & SF_100	REV. R0



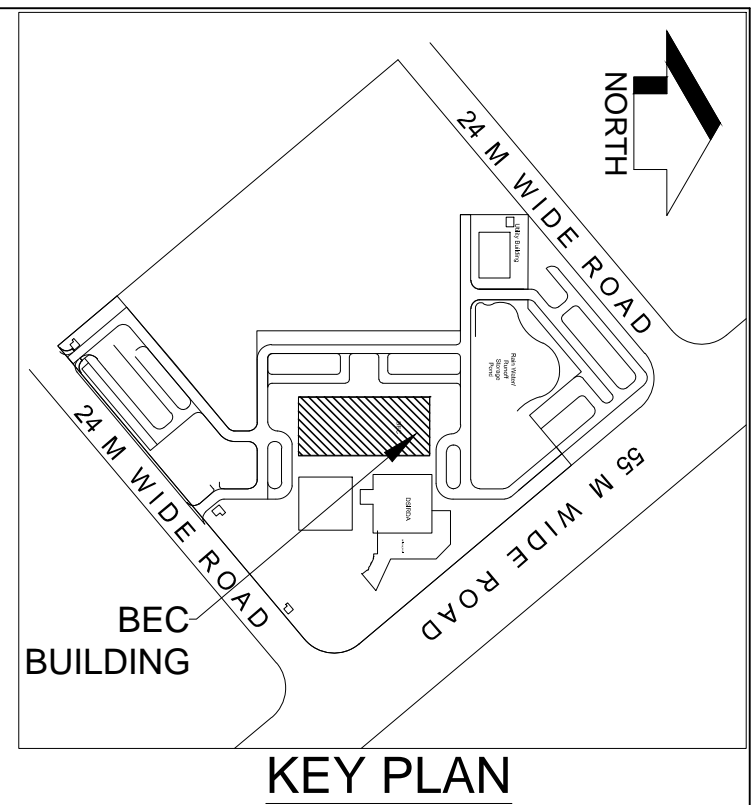
01 BANQUET HALL FLOOR PLAN
A-200 SCALE= 1:150

02 BANQUET HALL FALSE CEILING PLAN
A-200 SCALE= 1:150

03 BANQUET HALL FLOORING PLAN
A-200 SCALE= 1:150



04 BANQUET HALL WALL ELEVATION
A-200 SCALE= 1:100



LEGEND:

NOTES
1. ALL DIMENSIONS ARE IN MM.
2. ALL LEVELS INDICATED ARE IN M.
3. RELEVANT SERVICES DRAWINGS ARE TO BE READ SIMULTANEOUSLY
4. ONLY WRITTEN DIMENSIONS TO BE FOLLOWED. DO NOT SCALE THE DRAWING

STAGE:-

04					
03					
02					
01	00	Issued for Tender	---	---	---
REV. NO.	Date	Revision Description	Drawn	Chkd	Appd.

CLIENT
dhohera
DHOLERA INDUSTRIAL CITY DEVELOPMENT LIMITED

PROGRAMME MANAGER
AECOM
AECOM Asia Limited

INTERIOR DESIGN CONSULTANT
ENARCH Consultants Pvt. Limited.

MEP CONSULTANT
AEA
Acrobat Engineers Pvt.Ltd.

CONTRACTOR

PROJECT
INTERIOR DESIGN OF BEC BUILDING, PHASE I
AT DSIR

PROJECT CODE

TITLE
COORDINATED LAYOUT &
DETAILS OF BANQUET HALL
AT SECOND FLOOR

Drawn: XX
Designed: XX
Date: MAR 2018
Originator Drawing No: XXXXXX
Project Drawing No: INT_BANQUET HALL_SF_200
Checked: XX
Approved: XX
SCALE (A1): --
(A3): --
REV. R0

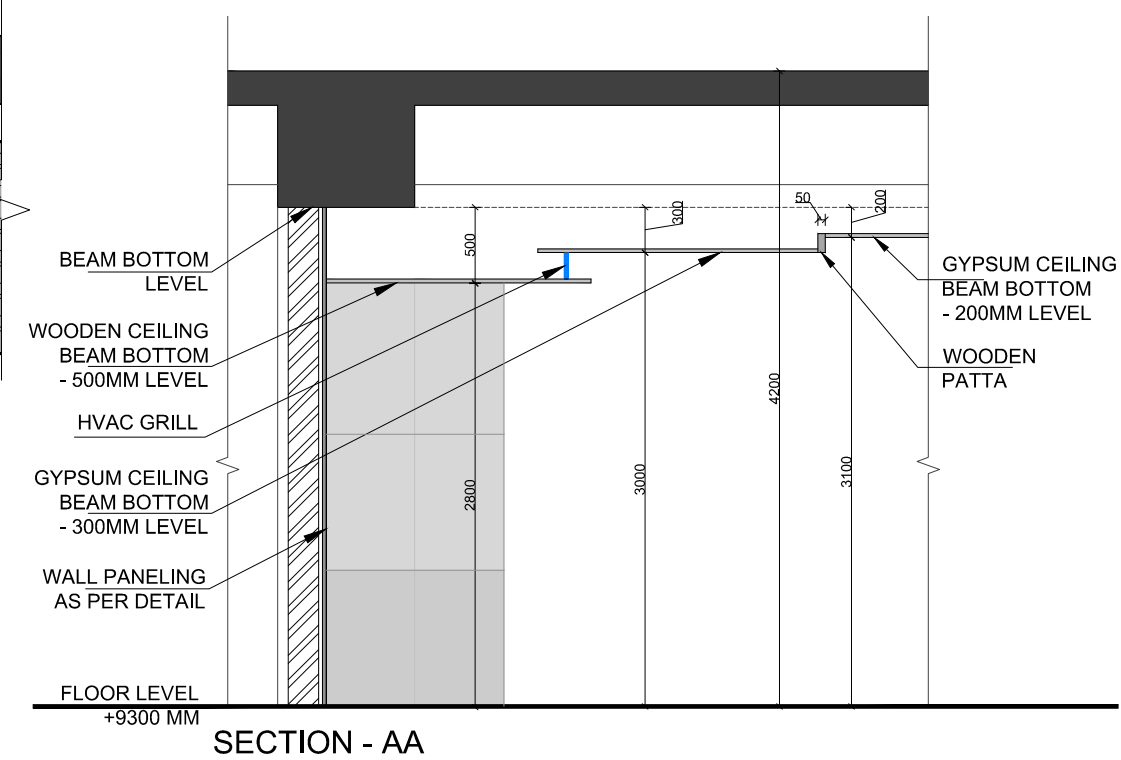
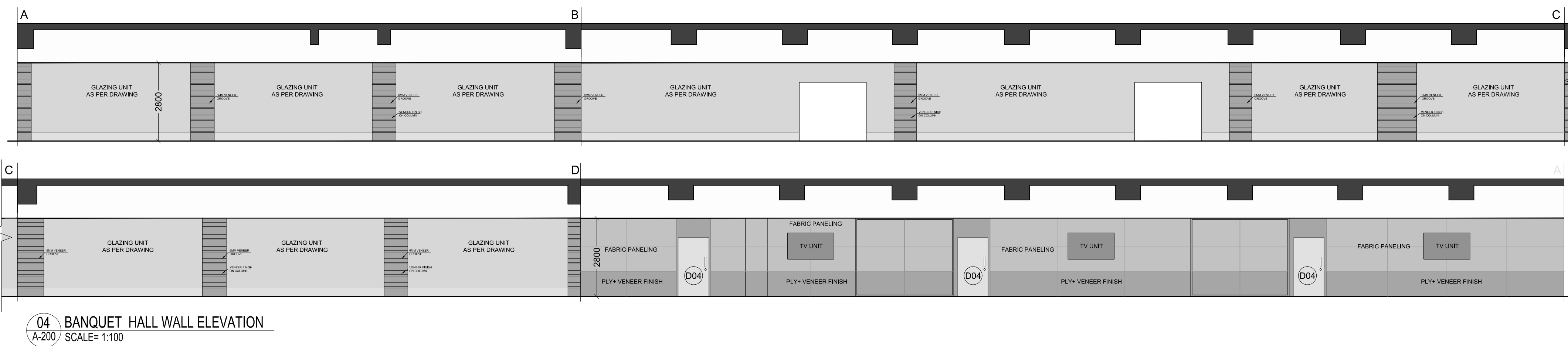
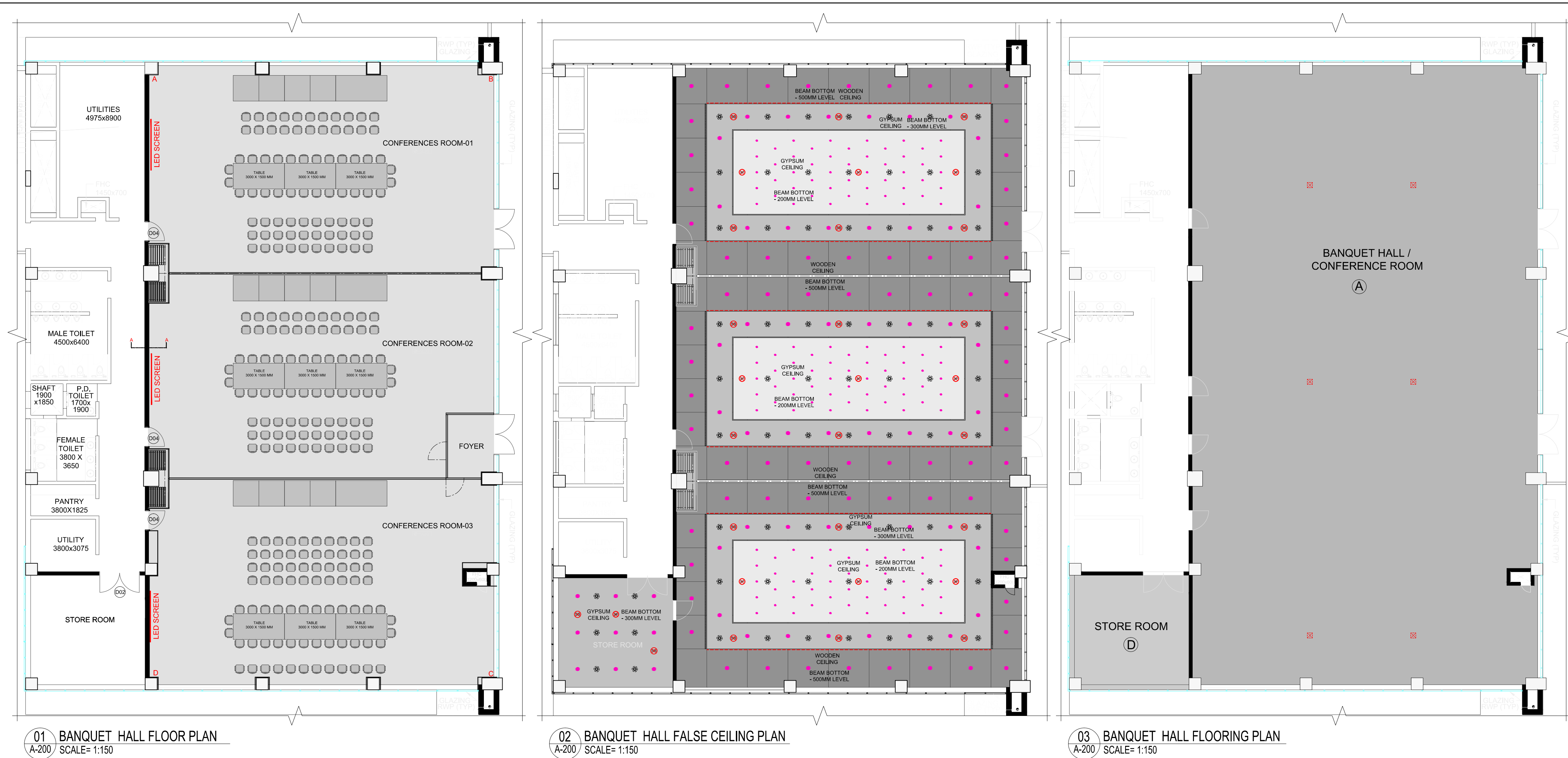
SYMBOL	DESCRIPTION
	SMOKE DETECTOR ABOVE / BELOW CEILING
	SPEAKER
	PENDENT TYPE SPRINKLER
	DIFFUSER
	GRILL
	CASSETTE UNIT
	WALL MOUNT UNIT

DOOR SCHEDULE					
CODE	WIDTH	HEIGHT	AREA	QTY	
D01	2000	2200	AUDITORIUM	04	
D01A	1500	2200	AUDITORIUM STAGE SIDE	02	
D02	2400	2200	PRE FUNCTION AREA PASSAGE & STORE ROOM AT 2ND FLOOR	02	
D03	1000	2200	PRE FUNCTION AREA TELECOM ROOM	01	
D04	1200	2200	PERMANENT EXHIBITION SPACE BANQUET HALL	04	
D05	2100	2200	PRE FUNCTION AREA	01	
D06	1000	2200	LOUNGE ROOM BACK SIDE AUDITORIUM	01	
NOTE- ALL DOOR ARE AS PER CIVIL OPENING					
WINDOW SCHEDULE					
CODE	WIDTH	HEIGHT	AREA	QTY	
W01	600	800	PERMANENT EXHIBITION SPACE FOR ANY ROOM (Vision Panel)	01	

NOTE - THE DOOR & WINDOW (Vision Panel) TAGS SHOWN IN THE DRAWING ARE FOR INFORMATION PURPOSES ONLY.

NOTE:- ALL DOOR ARE AS PER CIVIL OPENING
NOTE:- THE DOOR & WINDOW (Vision Panel) TAG SHOWN IN THE DRAWING ARE IN INTERIOR SCOPE OF WORK.

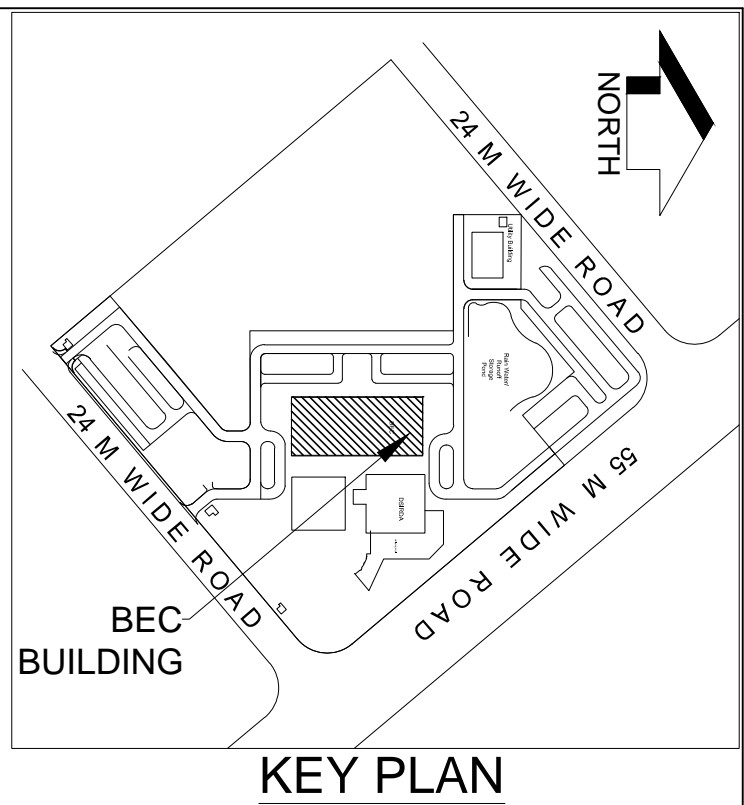
	(A)	ITALIAN
	(B)	WOODEN
	(C)	CARPET
	(D)	GRANITE
	(E)	VITRIFIED TILE 800 X 800 MM TOILET
	(F)	VITRIFIED TILE 600 X 600 MM TOILET
		JUNCTION BOX (FOR REFERENCE ONLY)



SYMBOL	DESCRIPTION
	SMOKE DETECTOR ABOVE / BELOW CEILING
	SPEAKER
	PENDENT TYPE SPRINKLER
	DIFFUSER
	GRILL
	CASSETTE UNIT
	WALL MOUNT UNIT

DOOR SCHEDULE	CODE	WIDTH	HEIGHT	AREA	QTY
D01	2000	2200		AUDITORIUM	04
D01A	1600	2200		AUDITORIUM STAGE SIDE	02
D02	2400	2200		PRE FUNCTION AREA PASSAGE & STORE ROOM AT 2ND FLOOR	02
D03	1000	2200		PRE FUNCTION AREA TELECOM ROOM	01
D04	1200	2200		PERMANENT EXHIBITION SPACE BANQUET HALL	04
D05	2100	2200		PRE FUNCTION AREA	01
D06	1000	2200		LOUNGE ROOM BACK SIDE AUDITORIUM	01
NOTE:- ALL DOOR ARE AS PER CIVIL OPENING					
WINDOW SCHEDULE	CODE	WIDTH	HEIGHT	AREA	QTY
W01	600	600		PERMANENT EXHIBITION SPACE FOR AU ROOM (Other Panel)	01

	(A)	ITALIAN
	(B)	WOODEN
	(C)	CARPET
	(D)	GRANITE
	(E)	VITRIFIED TILE 800 X 800 MM TOILET
	(F)	VITRIFIED TILE 600 X 600 MM TOILET
		JUNCTION BOX (FOR REFERENCE ONLY)



LEGEND:

- NOTES
1. ALL DIMENSIONS ARE IN MM.
 2. ALL LEVELS INDICATED ARE IN M.
 3. RELEVANT SERVICES DRAWINGS ARE TO BE READ SIMULTANEOUSLY
 4. ONLY WRITTEN DIMENSIONS TO BE FOLLOWED. DO NOT SCALE THE DRAWING

STAGE :-

04					
03					
02					
01	00	Issued for Tender	---	---	---
REV. NO.	Date	Revision Description	Drawn	Chkd	Appd.

CLIENT

dhohera
DHOLERA INDUSTRIAL CITY DEVELOPMENT LIMITED

PROGRAMME MANAGER

AECOM
AECOM Asia Limited

INTERIOR DESIGN CONSULTANT

ENARCH Consultants Pvt. Limited.

MEP CONSULTANT

AEA
Acrobat Engineers Pvt.Ltd.

CONTRACTOR

PROJECT

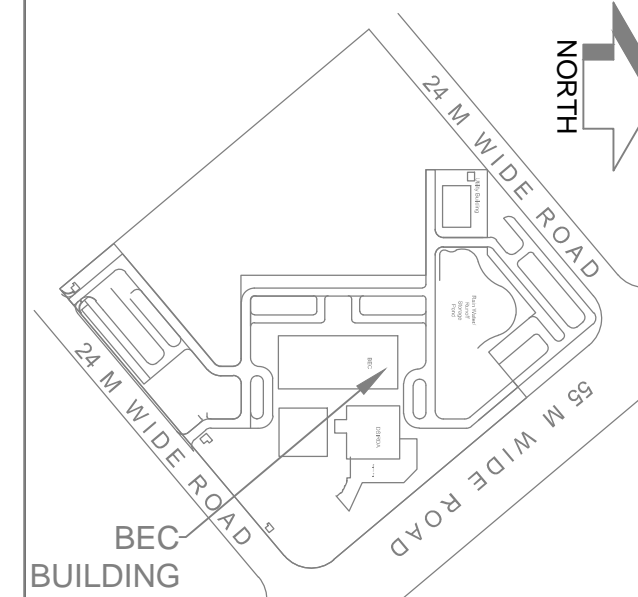
INTERIOR DESIGN OF BEC BUILDING,PHASE I
AT DSIR

PROJECT CODE

TITLE
**COORDINATED LAYOUT &
DETAILS OF CONFERENCE ROOM
AT SECOND FLOOR**

Drawn: XX	Checked: XX
Designed: XX	Approved: XX
Date: MAR 2018	SCALE (A1): -- (A3): --
Originator Drawing No: XXXXXX	
Project Drawing No: INT_CONFERENCE ROOM_SF_200	REV. R0

ELECTRICAL DRAWINGS



KEY PLAN

SYMBOL	DESCRIPTION
	SWITCH BOARD
	9W CEILING LIGHT
	7W CEILING LIGHT
	PENDANT MOUNTED LUMINAIRE RANGE WITH RIBBED EXTRUDED ALUMINIUM HOUSING 18W LED
	XAL RECESSED MOUNTED DOWN LIGHT MIRA SQUARE 18W LED
	15W CEILING LIGHT
	XAL MAKE RECESSED W100 100 FRAME TWIN HOUSING WITH 2X35W LED
	COVE LIGHT
	INDICATION FOR EMERGENCY
	TRACK LIGHT
	HANGING FIXTURE

CLIENT:-

dholera
DHOLERA INDUSTRIAL CITY DEVELOPMENT LIMITED

PROJECT:-

**INTERIOR DESIGN OF
BEC BUILDING, PHASE I
AT DSIR**

PMNC:-

AECOM
AECOM Asia Limited

Architects:-

ENARCH Consultants Pvt. Limited.
901, Matrix, Behind Divya Bhaskar,
S G Highway, Ahmedabad - 54
Cell: +91-9909942314
Email: enarch.amd@gmail.com

MEP CONSULTANT:

Acrobat Engineers Pvt.Ltd.
H.No. 19 Block-18
Basement Level, Spring Field Colony
Faridabad (Haryana)
Tel. : 0128-4056009
customerservice@acrobatengineers.com

DRAWING TITLE

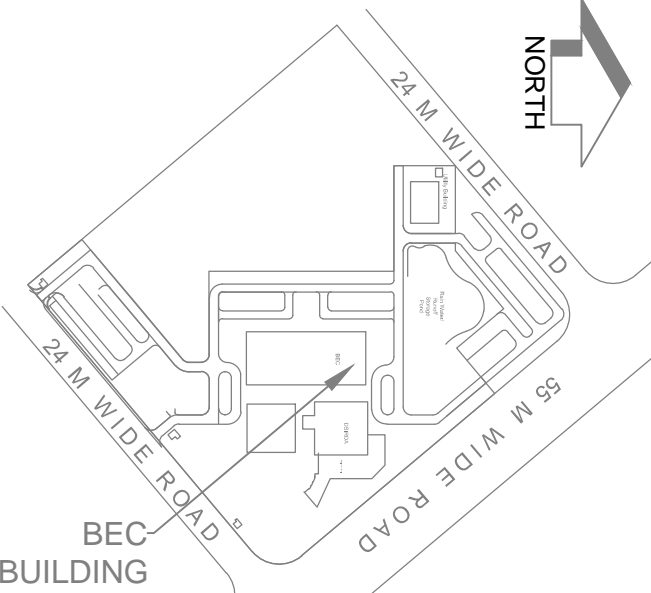
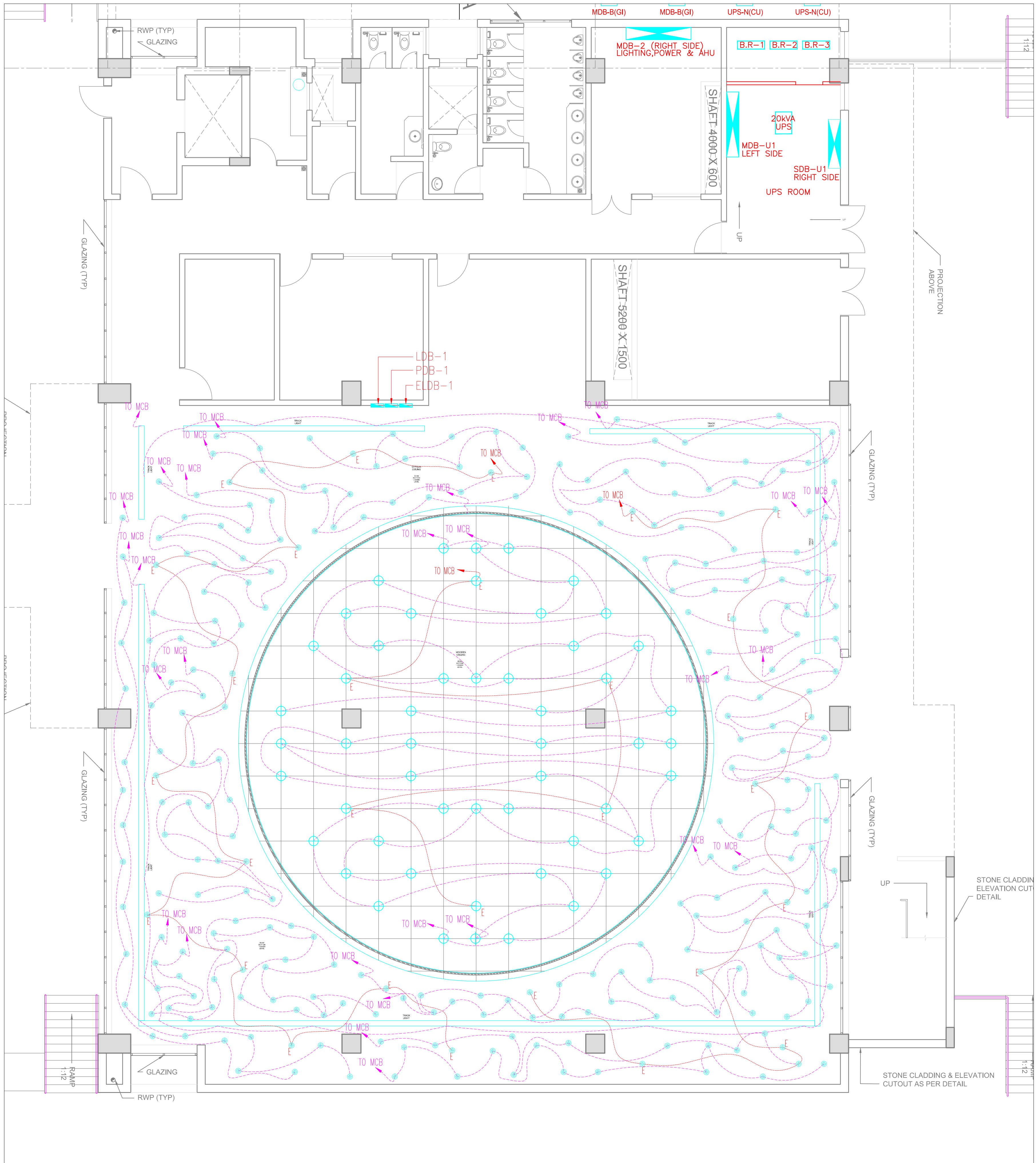
**LEFT SIDE GROUND FLOOR PLAN
ELECTRICAL DRAWING**

DRAWING NO-

AEA/DHOLERA/GFP/EL-01

DATE - 12-04-2018
SCALE - A1 @ 1:75
DETAIL - GAGAN
CHECKED- SHER SINGH

REV.



KEY PLAN

SYMBOL	DESCRIPTION
	SWITCH BOARD
	9W CEILING LIGHT
	7W CEILING LIGHT
	INDICATION FOR EMERGENCY
	TRACK LIGHT

CLIENT:-



PROJECT:-

INTERIOR DESIGN OF
BEC BUILDING, PHASE I
AT DSIR

PMNC:-



Architects:-

ENARCH Consultants Pvt. Limited.
901, Matrix, Behind Divya Bhaskar,
S G Highway, Ahmedabad - 54
Cell: +91-9909942314
Email: enarch.amd@gmail.com

MEP CONSULTANT:

Acrobat Engineers Pvt.Ltd.



DRAWING TITLE

RIGHT SIDE GROUND FLOOR PLAN
ELECTRICAL DRAWING

DRAWING NO-

AEA/DHOLERA/GFP/EL-01A

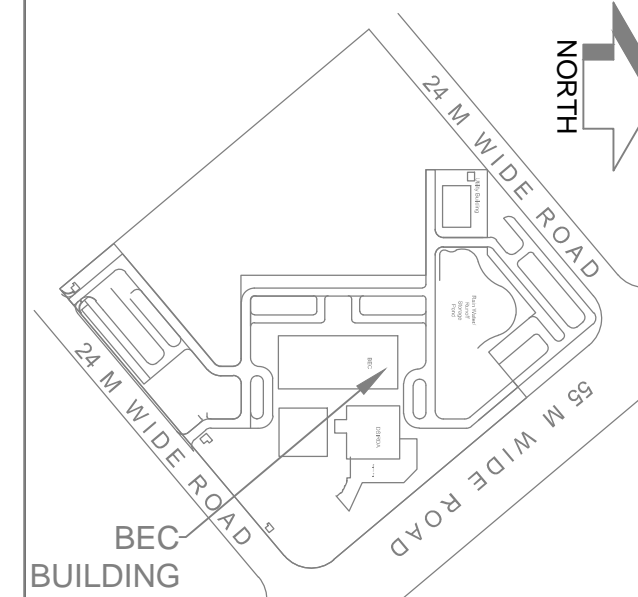
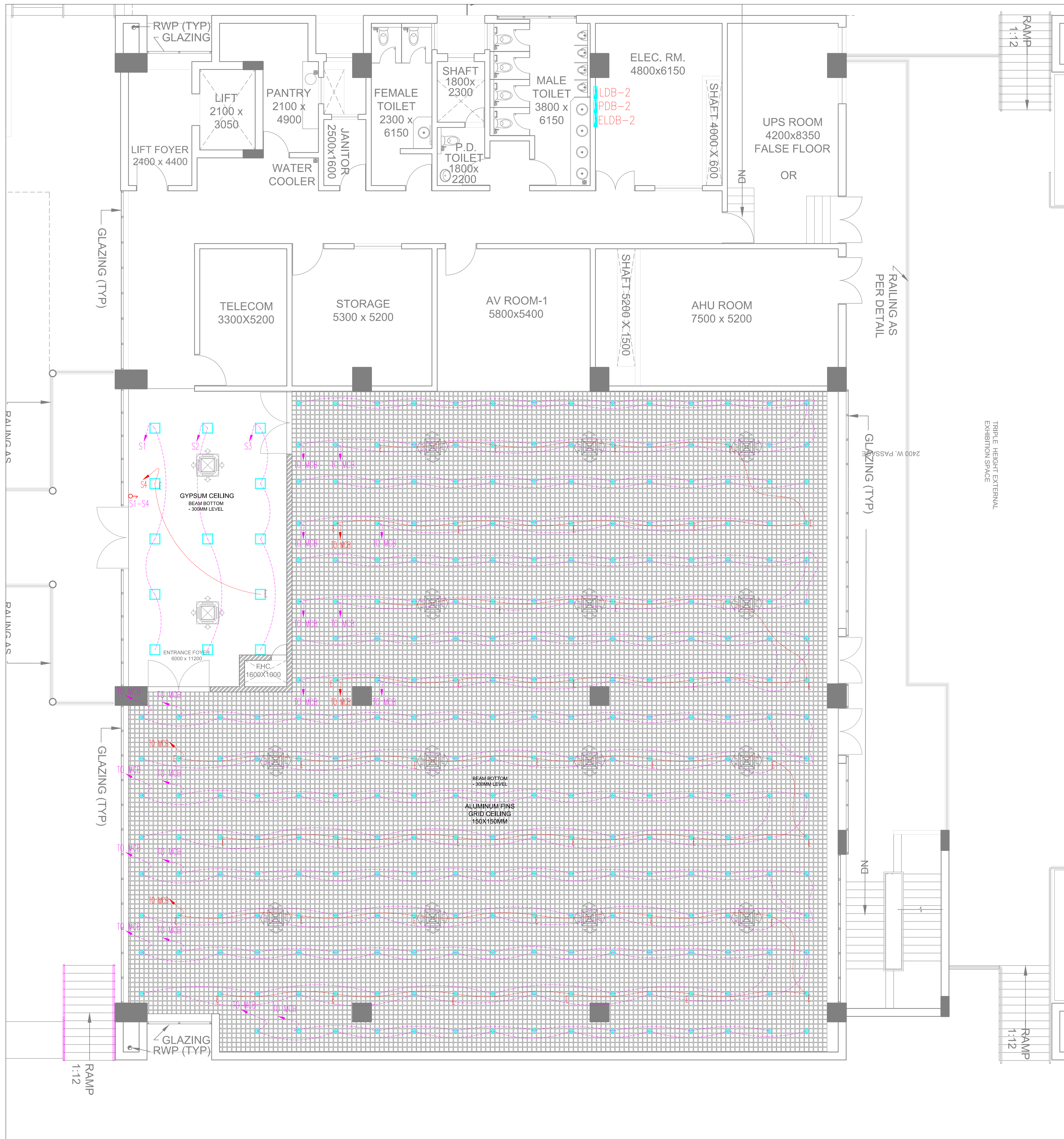
DATE - 12-04-2018

SCALE - A1 @ 1:75

DETAIL - GAGAN

CHECKED- SHER SINGH

REV.



KEY PLAN

SYMBOL	DESCRIPTION
	SWITCH BOARD
	PENDANT MOUNTED LUMINAIRE RANGE WITH RIBBED EXTRUDED ALUMINUM HOUSING 18W LED
	XAL RECESSED MOUNTED DOWN LIGHT MIRA SQUARE 18W LED

CLIENT:-



PROJECT:-

INTERIOR DESIGN OF
BEC BUILDING, PHASE I
AT DSIR

PMNC:-

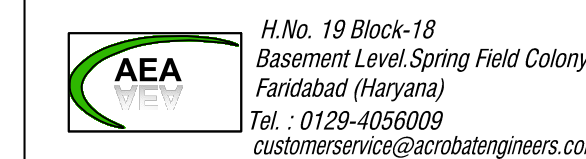


Architects:-

ENARCH Consultants Pvt. Limited.
901, Matrix, Behind Divya Bhaskar,
S G Highway, Ahmedabad - 54
Cell: +91-9909942314
Email: enarch.amd@gmail.com

MEP CONSULTANT:

Acrobat Engineers Pvt.Ltd.



DRAWING TITLE

RIGHT SIDE FIRST &
SECOND FLOOR PLAN
ELECTRICAL DRAWING

DRAWING NO-

AEA/DHOLERA/FFP/EL-02A

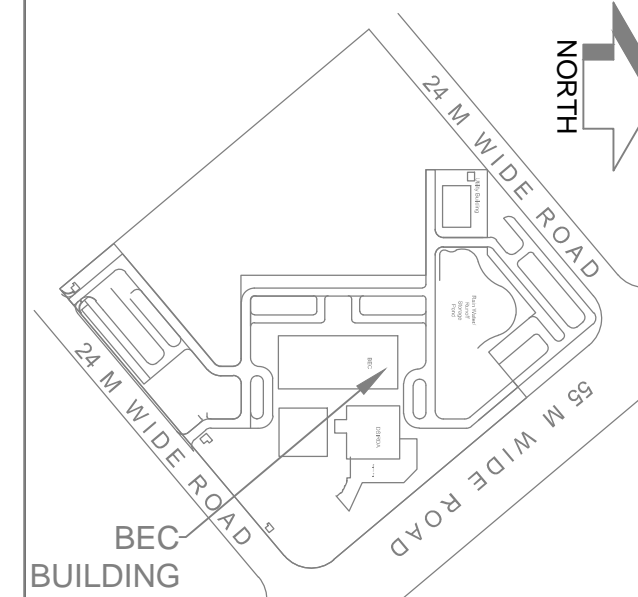
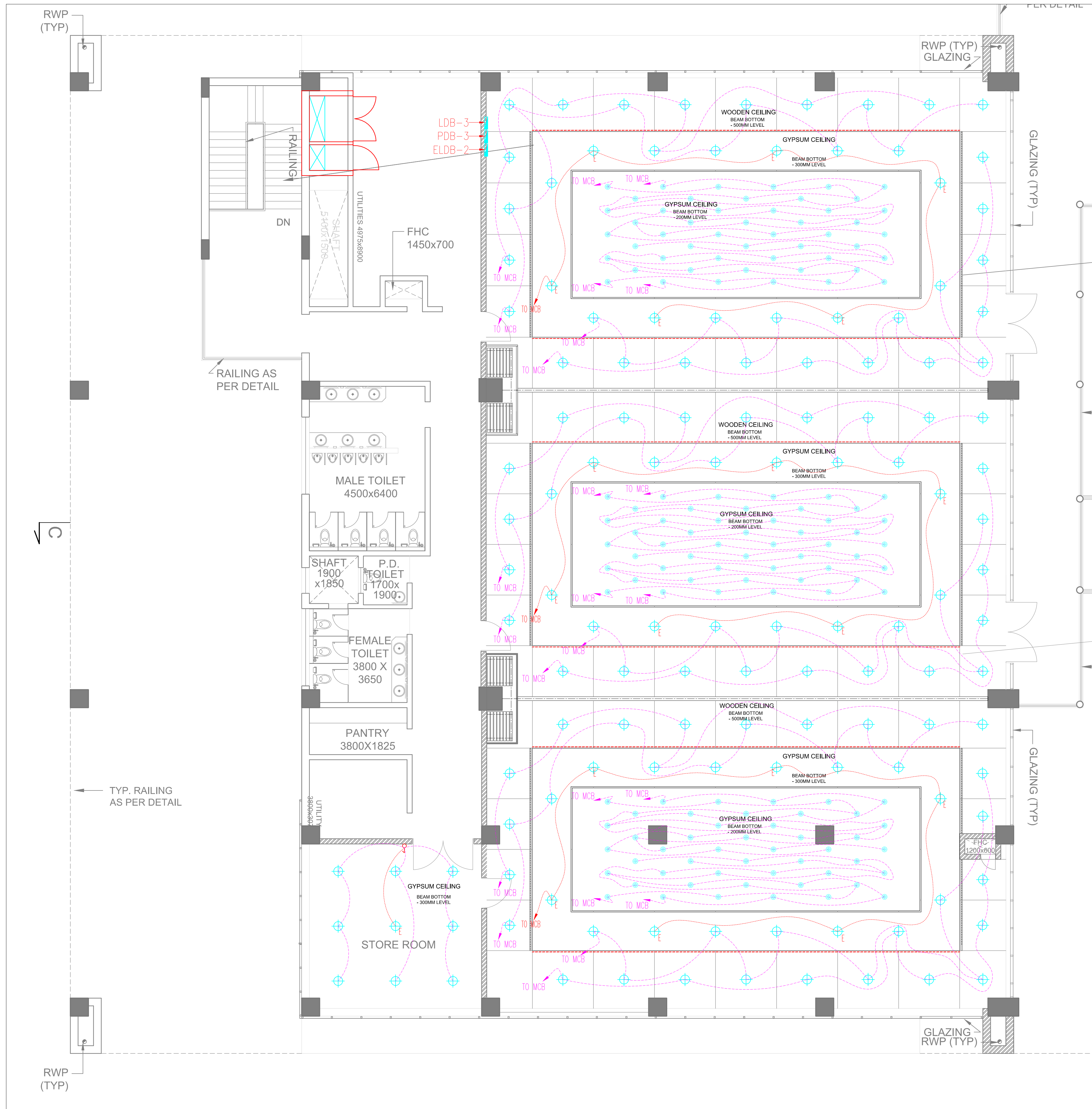
DATE - 12-04-2018

SCALE - A1 @ 1:75

DETAIL - GAGAN

CHECKED- SHER SINGH

REV.



KEY PLAN

SYMBOL	DESCRIPTION
	SWITCH BOARD
	9W CEILING LIGHT
	7W CEILING LIGHT
	INDICATION FOR EMERGENCY

CLIENT:-



PROJECT:-

INTERIOR DESIGN OF
BEC BUILDING, PHASE I
AT DSIR


PMNC:-



Architects:-

ENARCH Consultants Pvt. Limited.
901, Matrix, Behind Divya Bhaskar,
S G Highway, Ahmedabad - 54
Cell: +91-9909942314
Email: enarch.amd@gmail.com

MEP CONSULTANT:



DRAWING TITLE

LEFT SIDE SECOND FLOOR PLAN
ELECTRICAL DRAWING

DRAWING NO-

AEA/DHOLERA/SFP/EL-03

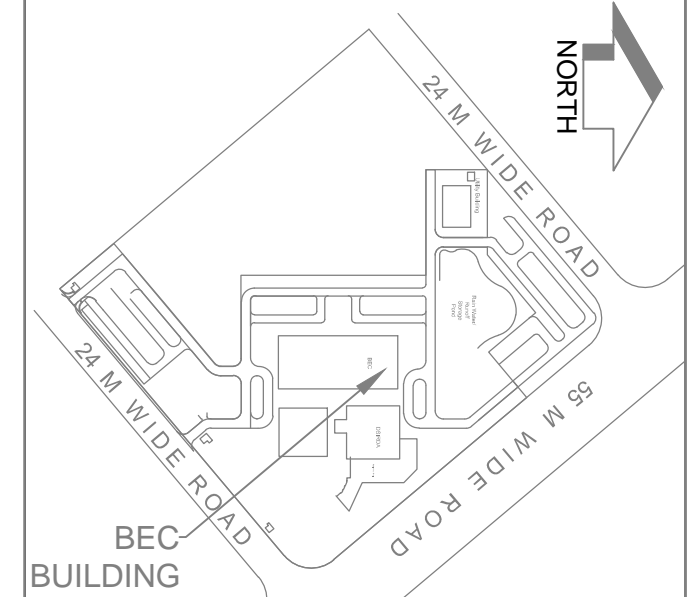
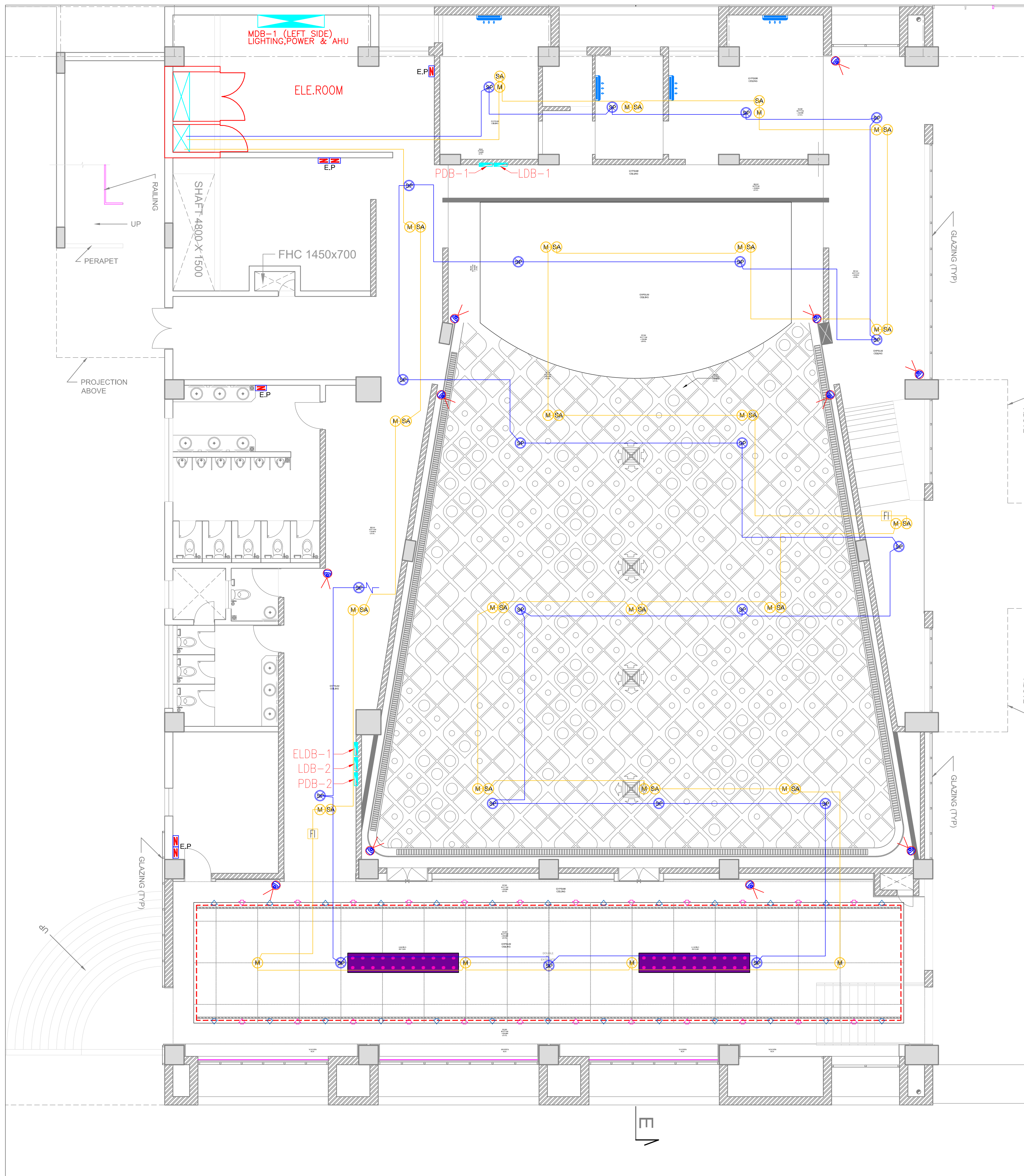
DATE - 12-04-2018

SCALE - A1 @ 1:75

DETAIL - GAGAN

CHECKED- SHER SINGH

REV.



KEY PLAN

LEGEND	DESCRIPTION
	MULTY DETECTOR BELOW
	SMOKE DETECTOR ABOVE
	CEILING SPEAKER
	FAULT ISOLATOR
	25MM DIA CONDUIT FOR FIRE ALARM
	25MM DIA CONDUIT FOR PA
	CCTV CAMERA
	CCTV DOME CAMERA

CLIENT:-



PROJECT:-

INTERIOR DESIGN OF
BEC BUILDING, PHASE I
AT DSIR

PMNC:-



Architects:-

ENARCH Consultants Pvt. Limited.
901, Matrix, Behind Divya Bhaskar,
S G Highway, Ahmedabad - 54
Cell: +91-9909942314
Email: enarch.amd@gmail.com

MEP CONSULTANT:

Acrobat Engineers Pvt.Ltd.



DRAWING TITLE

LEFT SIDE GROUND FLOOR PLAN
LV DRAWING

DRAWING NO-

AEA/DHOLERA/GFP/LV-01

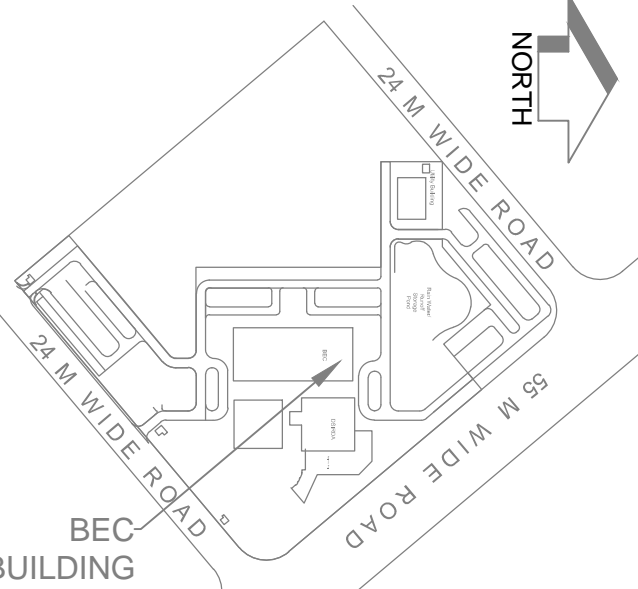
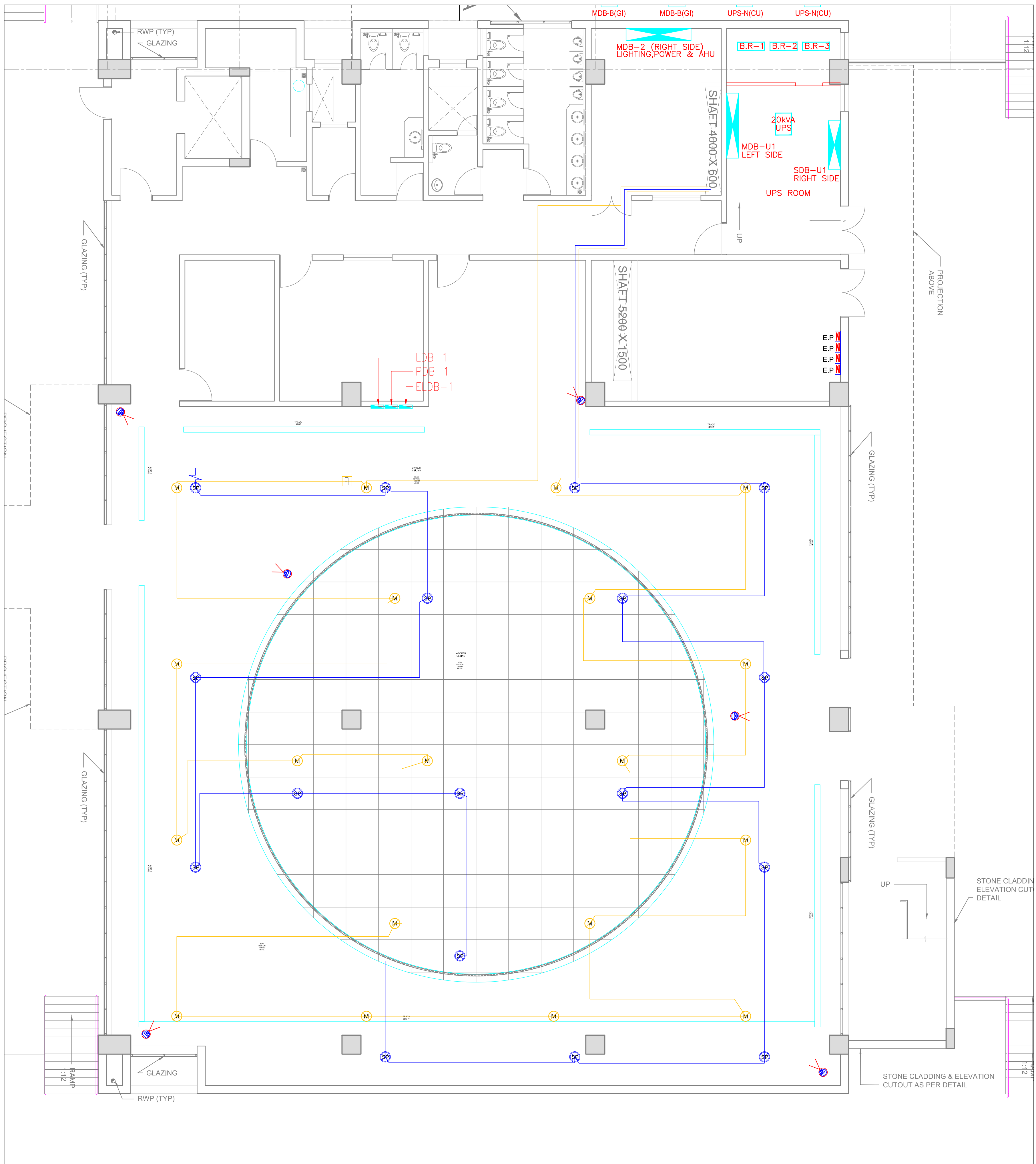
DATE - 12-04-2018

SCALE - A1 @ 1:75

DETAIL - GAGAN

CHECKED- SHER SINGH

REV.



KEY PLAN

LEGEND	DESCRIPTION
(M)	MULTY DETECTOR BELOW
(SA)	SMOKE DETECTOR ABOVE
(SP)	CEILING SPEAKER
(FI)	FAULT ISOLATOR
(Yellow line)	25MM DIA CONDUIT FOR FIRE ALARM
(Blue line)	25MM DIA CONDUIT FOR PA
(CCTV Camera icon)	CCTV CAMERA
(CCTV Dome Camera icon)	CCTV DOME CAMERA

CLIENT:-



PROJECT:-

INTERIOR DESIGN OF
BEC BUILDING, PHASE I
AT DSIR

PMNC:-



Architects:-

ENARCH Consultants Pvt. Limited.
901, Matrix, Behind Divya Bhaskar,
S G Highway, Ahmedabad - 54
Cell: +91-9909942314
Email: enarch.amd@gmail.com

MEP CONSULTANT:

Acrobat Engineers Pvt.Ltd.



DRAWING TITLE

RIGHT SIDE GROUND FLOOR PLAN
LV DRAWING

DRAWING NO-

AEA/DHOLERA/GFP/LV-04

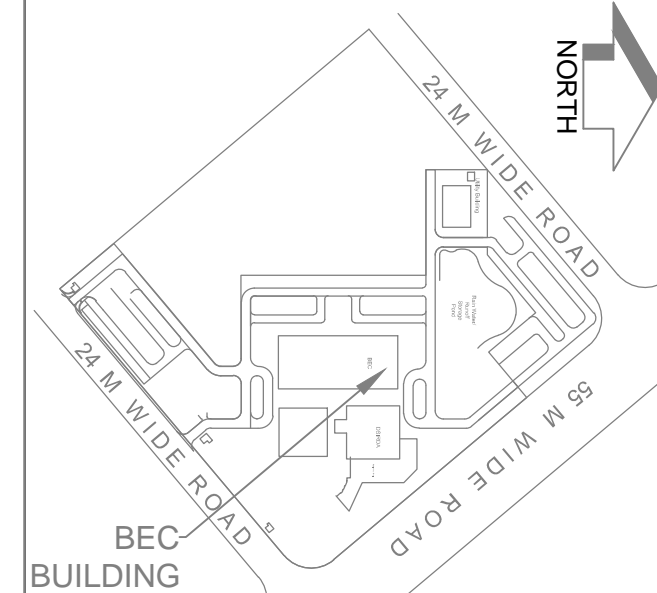
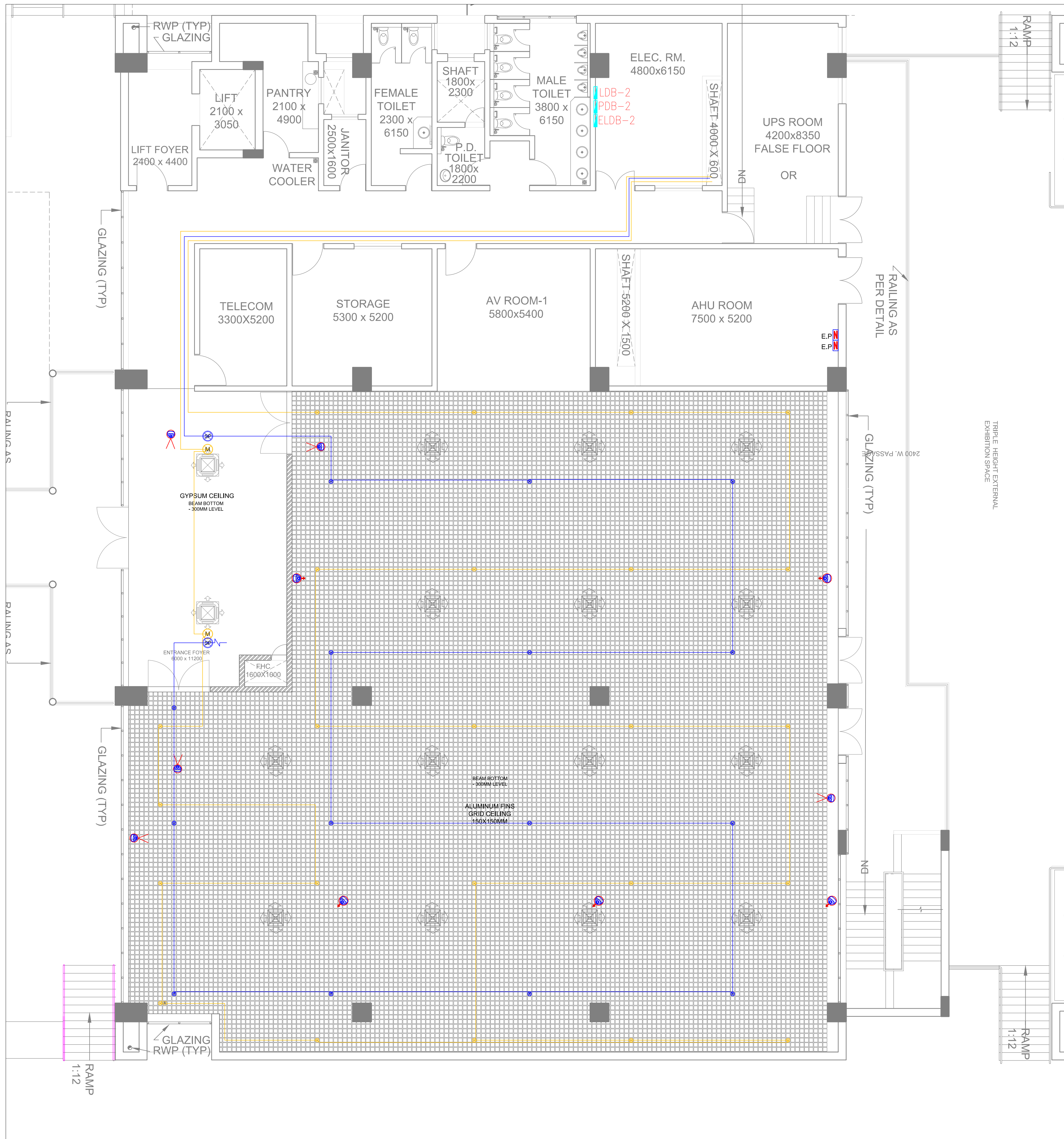
DATE - 12-04-2018

SCALE - A1 @ 1:75

DETAIL - GAGAN

CHECKED- SHER SINGH

REV.



KEY PLAN

LEGEND	DESCRIPTION
	MULTY DETECTOR BELOW
	SMOKE DETECTOR ABOVE
	CEILING SPEAKER
	FAULT ISOLATOR
	25MM DIA CONDUIT FOR FIRE ALARM
	25MM DIA CONDUIT FOR PA
	CCTV CAMERA
	CCTV DOME CAMERA

CLIENT:-



PROJECT:-

INTERIOR DESIGN OF
BEC BUILDING, PHASE I
AT DSIR

PMNC:-




Architects:-

ENARCH Consultants Pvt. Limited.
901, Matrix, Behind Divya Bhaskar,
S G Highway, Ahmedabad - 54
Cell: +91-9909942314
Email: enarch.amd@gmail.com

MEP CONSULTANT:

Acrobat Engineers Pvt.Ltd.



DRAWING TITLE
RIGHT SIDE FIRST &
SECOND FLOOR PLAN
LV DRAWING

DRAWING NO-

AEA/DHOLERA/FFP/LV-05

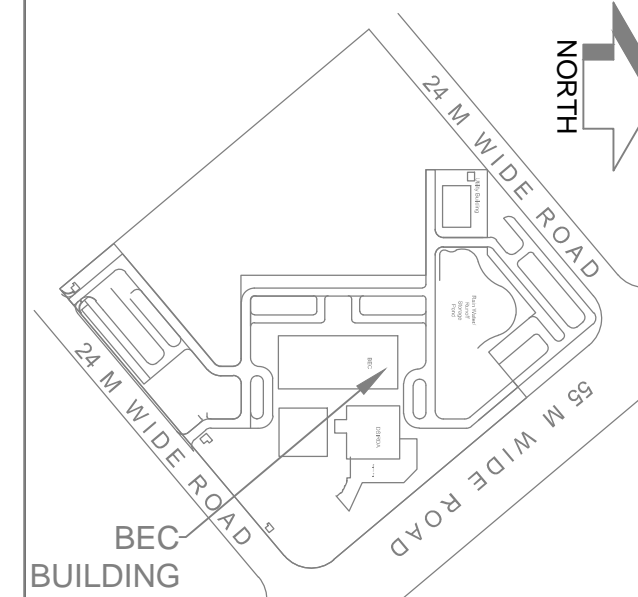
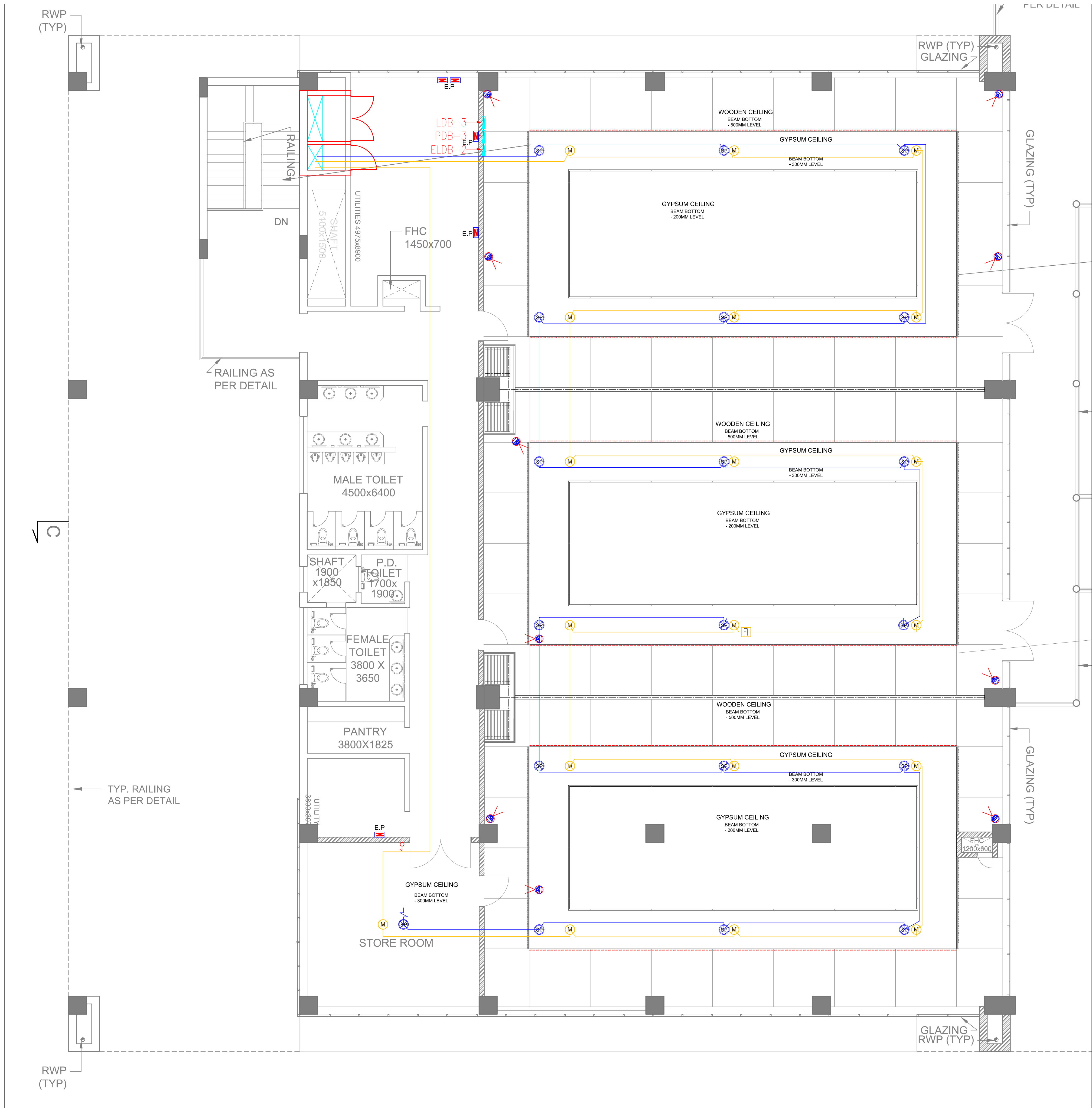
DATE - 12-04-2018

SCALE - A1 @ 1:75

DETAIL - GAGAN

CHECKED- SHER SINGH

REV.



KEY PLAN

LEGEND	DESCRIPTION
(M)	MULTY DETECTOR BELOW
(SP)	CEILING SPEAKER
(FI)	FAULT ISOLATOR
—	25MM DIA CONDUIT FOR FIRE ALARM
—	25MM DIA CONDUIT FOR PA
—	CCTV CAMERA
—	CCTV DOME CAMERA

CLIENT:-



PROJECT:-

INTERIOR DESIGN OF
BEC BUILDING, PHASE I
AT DSIR

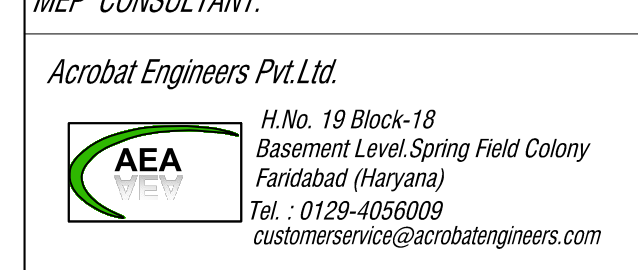
PMNC:-



Architects:-

ENARCH Consultants Pvt. Limited.
901, Matrix, Behind Divya Bhaskar,
S G Highway, Ahmedabad - 54
Cell: +91-9909942314
Email: enarch.amd@gmail.com

MEP CONSULTANT:



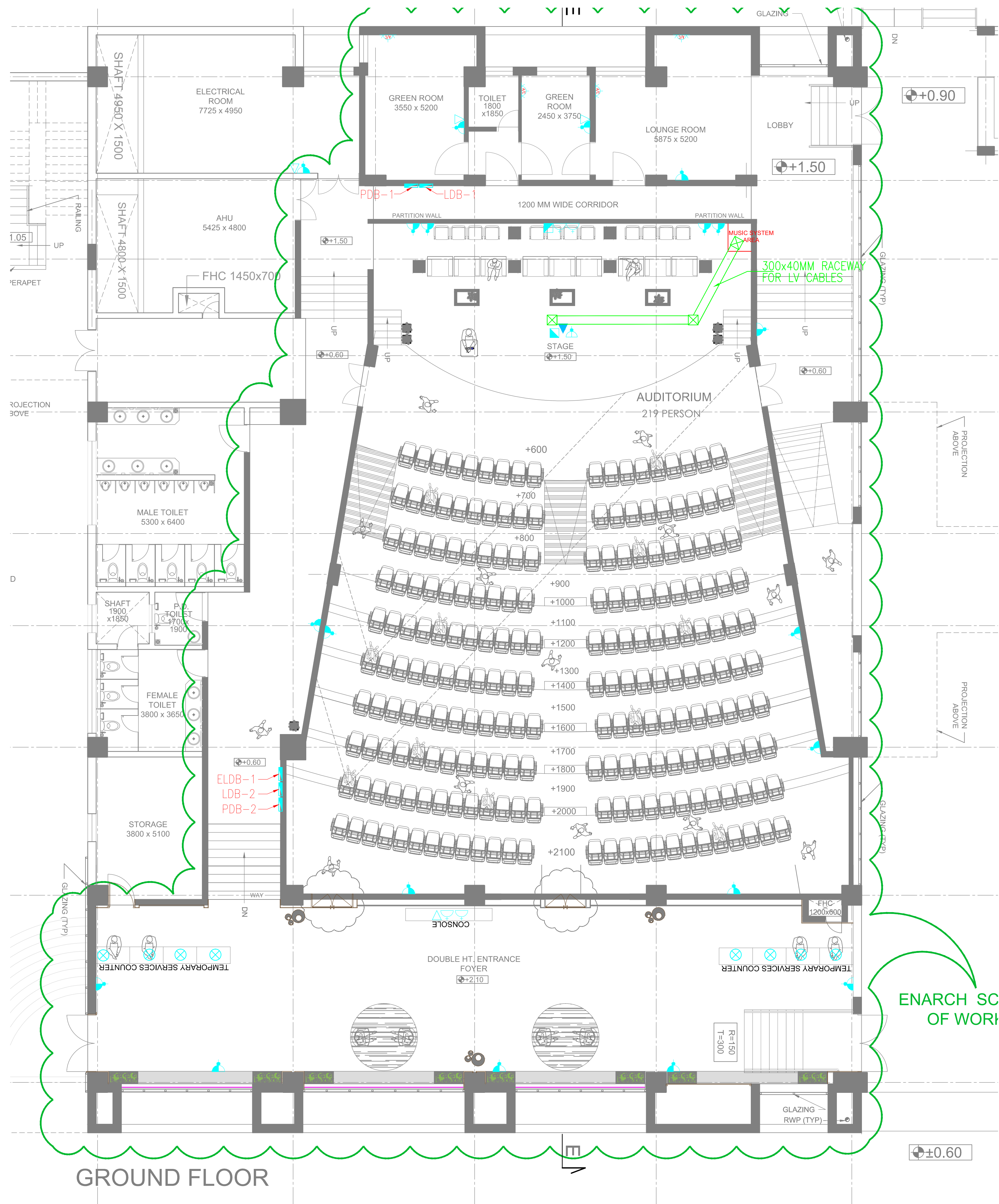
DRAWING TITLE

LEFT SIDE SECOND FLOOR PLAN
LV DRAWING

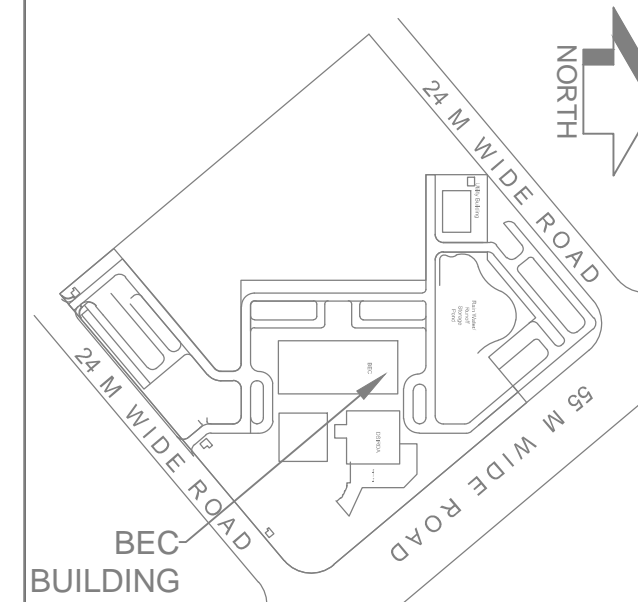
DRAWING NO-

AEA/DHOLERA/SFP/LV-03

DATE - 12-04-2018	REV.
SCALE - A1 @ 1:75	
DETAIL - GAGAN	
CHECKED- SHER SINGH	



GROUND FLOOR



KEY PLAN

SYMBOL	DESCRIPTION
	6A SWITCH SOCKET FOR UPS
	DATA OUTLET
	6A SWITCH SOCKET OUTLET
	6/16A POWER POINT
	TELEPHONE
	16A SOCKET FOR CEILING
	AC ODU SOCKET
	PROJECTOR
	LV RACEWAY IN FLOOR
	350x350mm JUNCTION BOX FOR LV RACEWAY

CLIENT:-



PROJECT:-

INTERIOR DESIGN OF
BEC BUILDING, PHASE I
AT DSIR

PMNC:-



Architects:-

ENARCH Consultants Pvt. Limited.
901, Matrix, Behind Divya Bhaskar,
S G Highway, Ahmedabad - 54
Cell: +91-9909942314
Email: enarch.amd@gmail.com

MEP CONSULTANT:

Acrobat Engineers Pvt. Ltd.

H.No. 19 Block-18
Basement Level, Spring Field Colony
Faridabad (Haryana)
Tel.: 0129-4056009
customerservice@acrobatengineers.com

DRAWING TITLE

LEFT SIDE GROUND FLOOR PLAN
POWER DRAWING

DRAWING NO-

AEA/DHOLERA/GFP/EL-01B

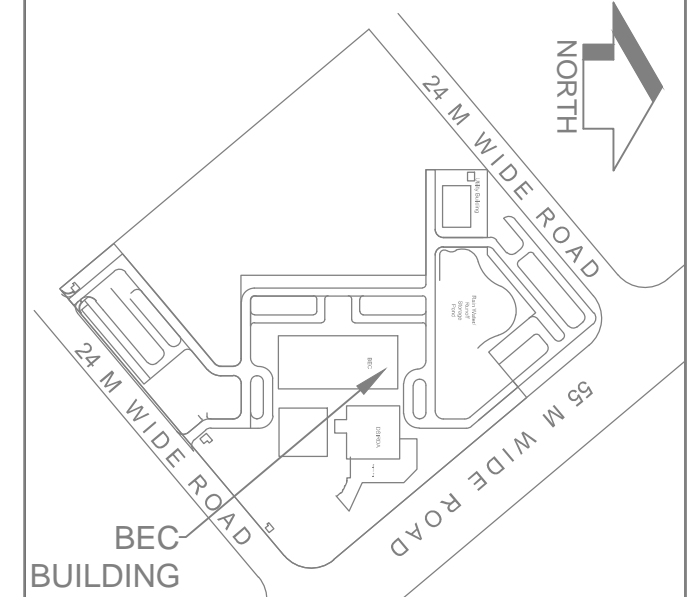
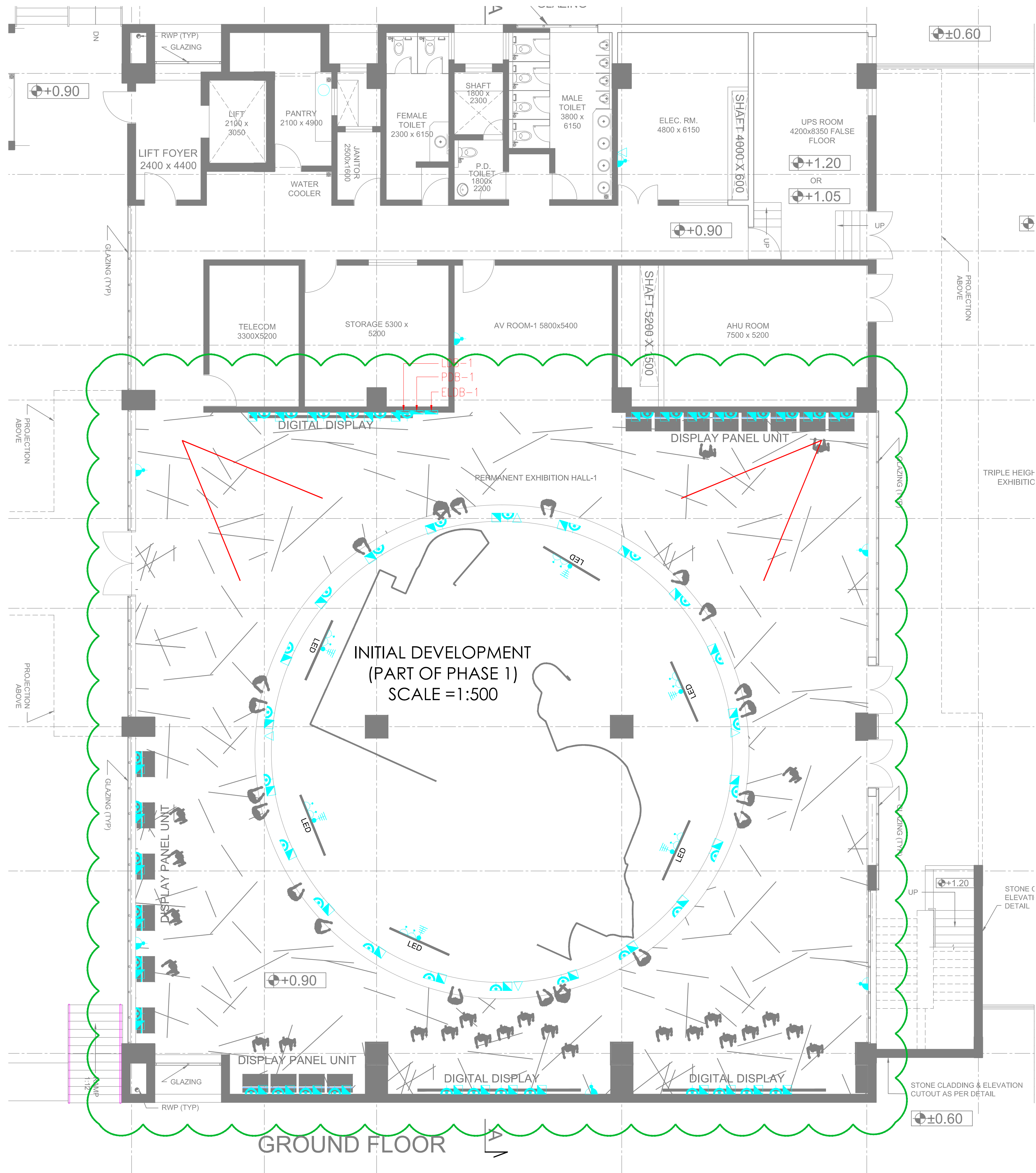
DATE - 12-04-2018

SCALE - A1 @ 1:75

DETAIL - GAGAN

CHECKED- SHER SINGH

REV.



KEY PLAN

SYMBOL	DESCRIPTION
	6A SWITCH SOCKET FOR UPS
	DATA OUTLET
	6/16A POWER POINT
	TELEPHONE
	6A SOCKET FOR TV
	TV OUTLET

CLIENT:-



PROJECT:-

INTERIOR DESIGN OF
BEC BUILDING, PHASE I
AT DSIR

PMNC:-

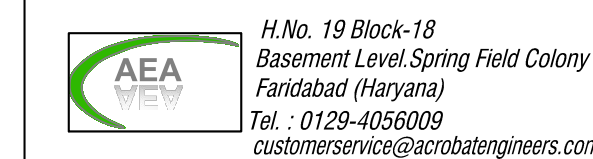


Architects:-

ENARCH Consultants Pvt. Limited.
901, Matrix, Behind Divya Bhaskar,
S G Highway, Ahmedabad - 54
Cell: +91-9909942314
Email: enarch.amd@gmail.com

MEP CONSULTANT:

Acrobat Engineers Pvt.Ltd.



DRAWING TITLE

RIGHT SIDE GROUND FLOOR PLAN
POWER DRAWING

DRAWING NO-

AEA/DHOLERA/GFP/EL-01C

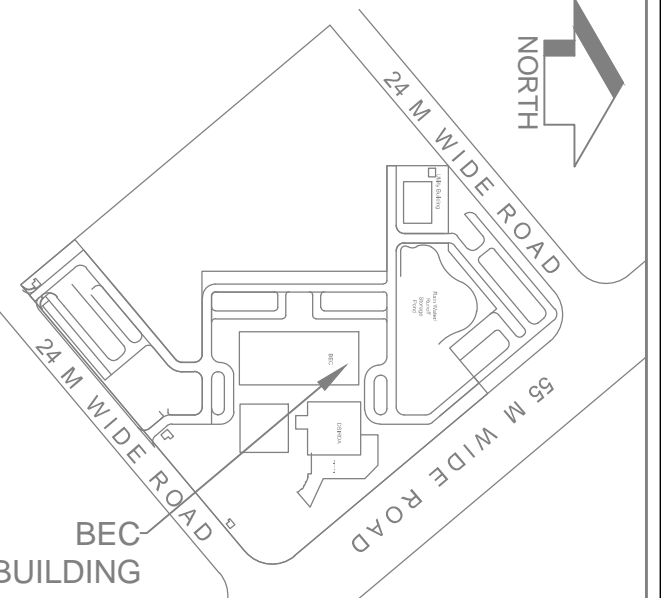
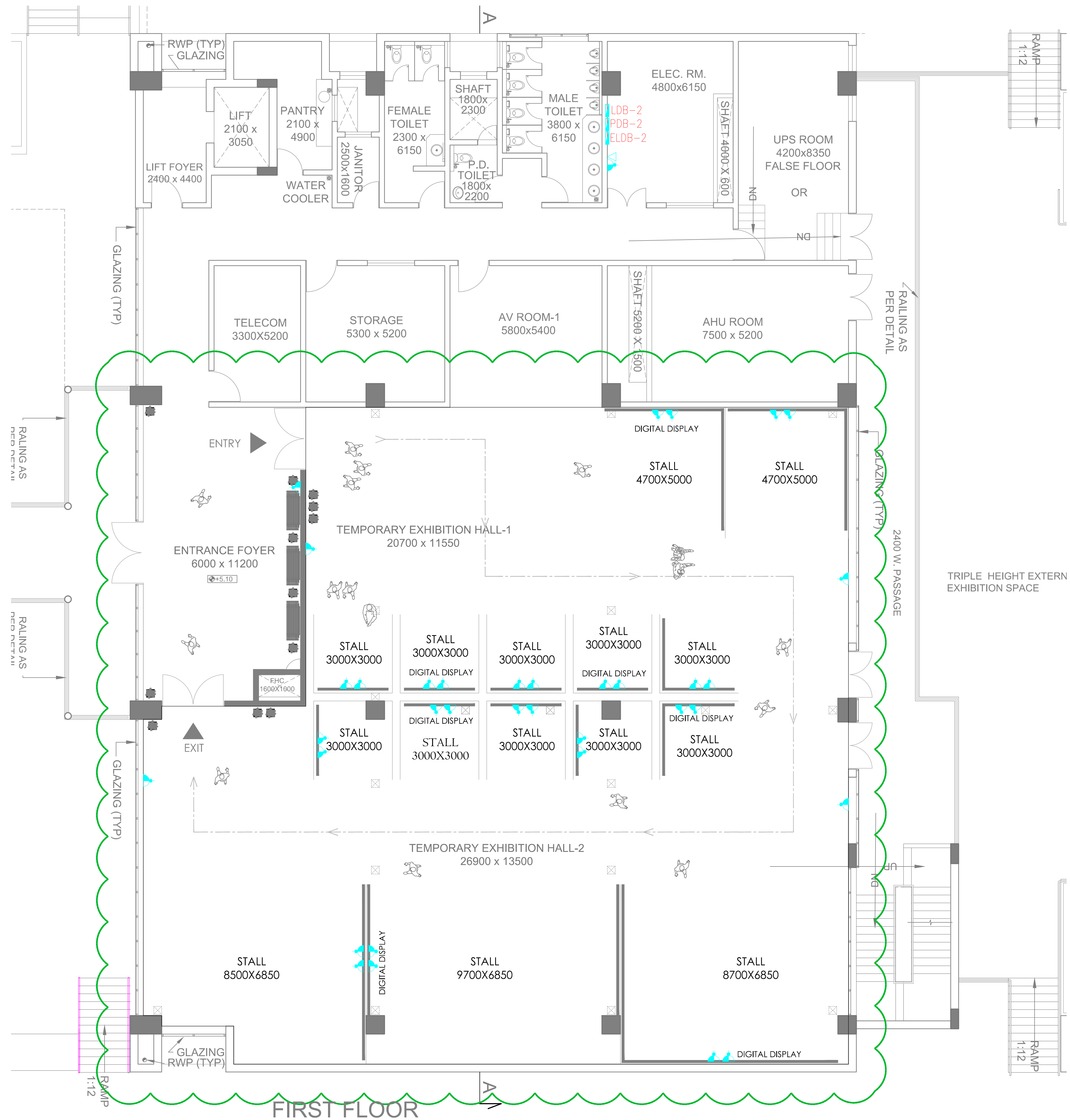
DATE - 12-04-2018

SCALE - A1 @ 1:75

DETAIL - GAGAN

CHECKED- SHER SINGH

REV.



KEY PLAN

SYMBOL	DESCRIPTION
	6/16A POWER POINT
	TELEPHONE

CLIENT:-



PROJECT:-

INTERIOR DESIGN OF
BEC BUILDING, PHASE I
AT DSIR

PMNC:-



Architects:-

ENARCH Consultants Pvt. Limited.
901, Matrix, Behind Divya Bhaskar,
S G Highway, Ahmedabad - 54
Cell: +91-9909942314
Email: enarch.amd@gmail.com

MEP CONSULTANT:

Acrobat Engineers Pvt.Ltd.



DRAWING TITLE

RIGHT SIDE FIRST &
SECOND FLOOR PLAN
POWER DRAWING

DRAWING NO-

AEA/DHOLERA/FFP/EL-02C

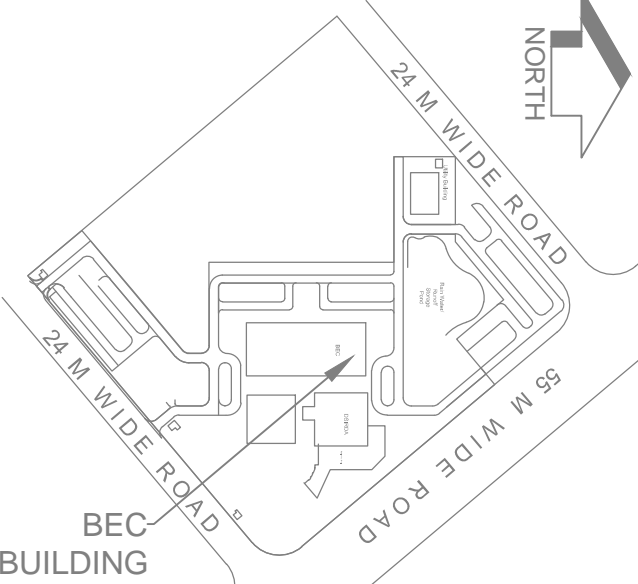
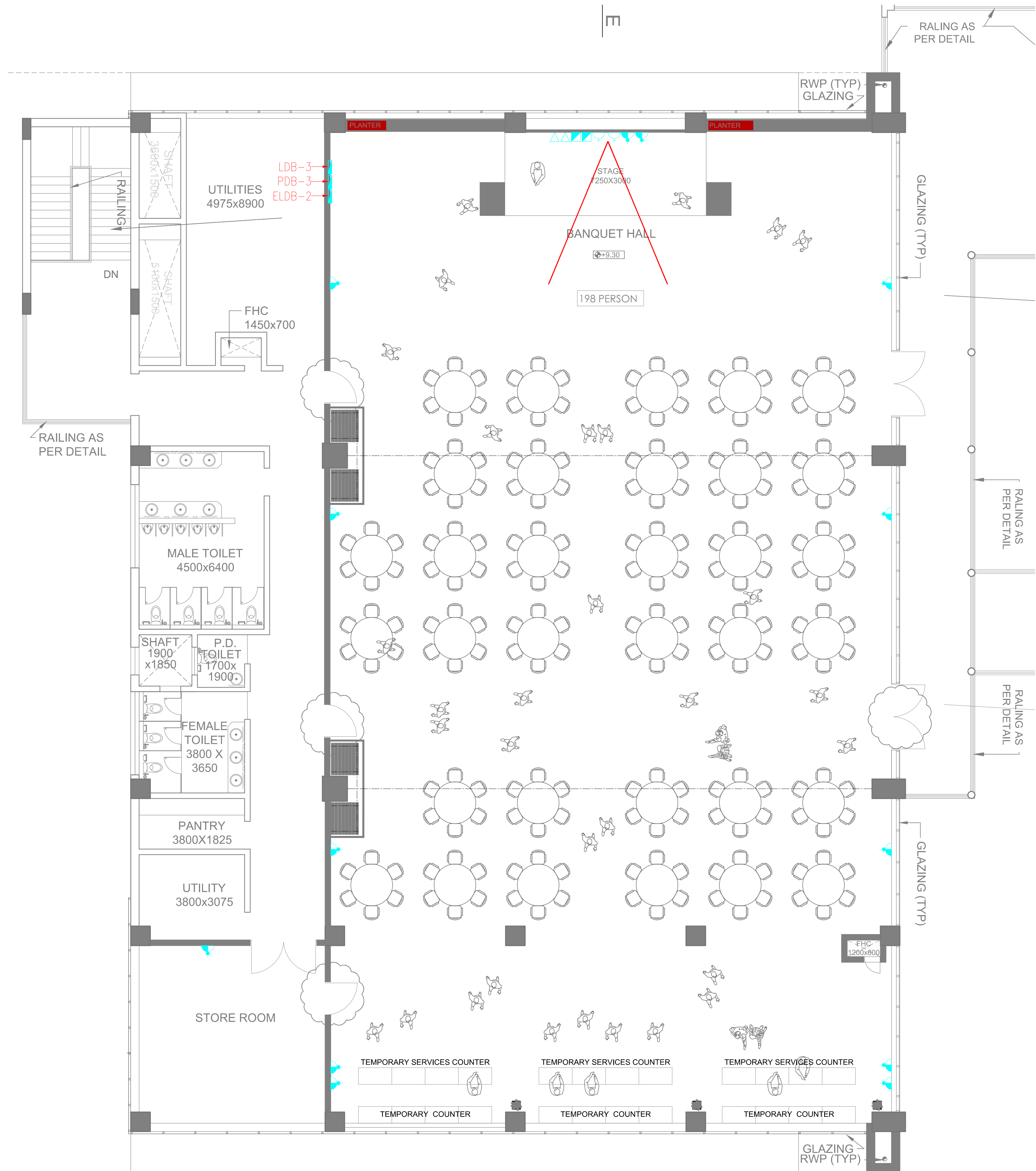
DATE - 12-04-2018

SCALE - A1 @ 1:75

DETAIL - GAGAN

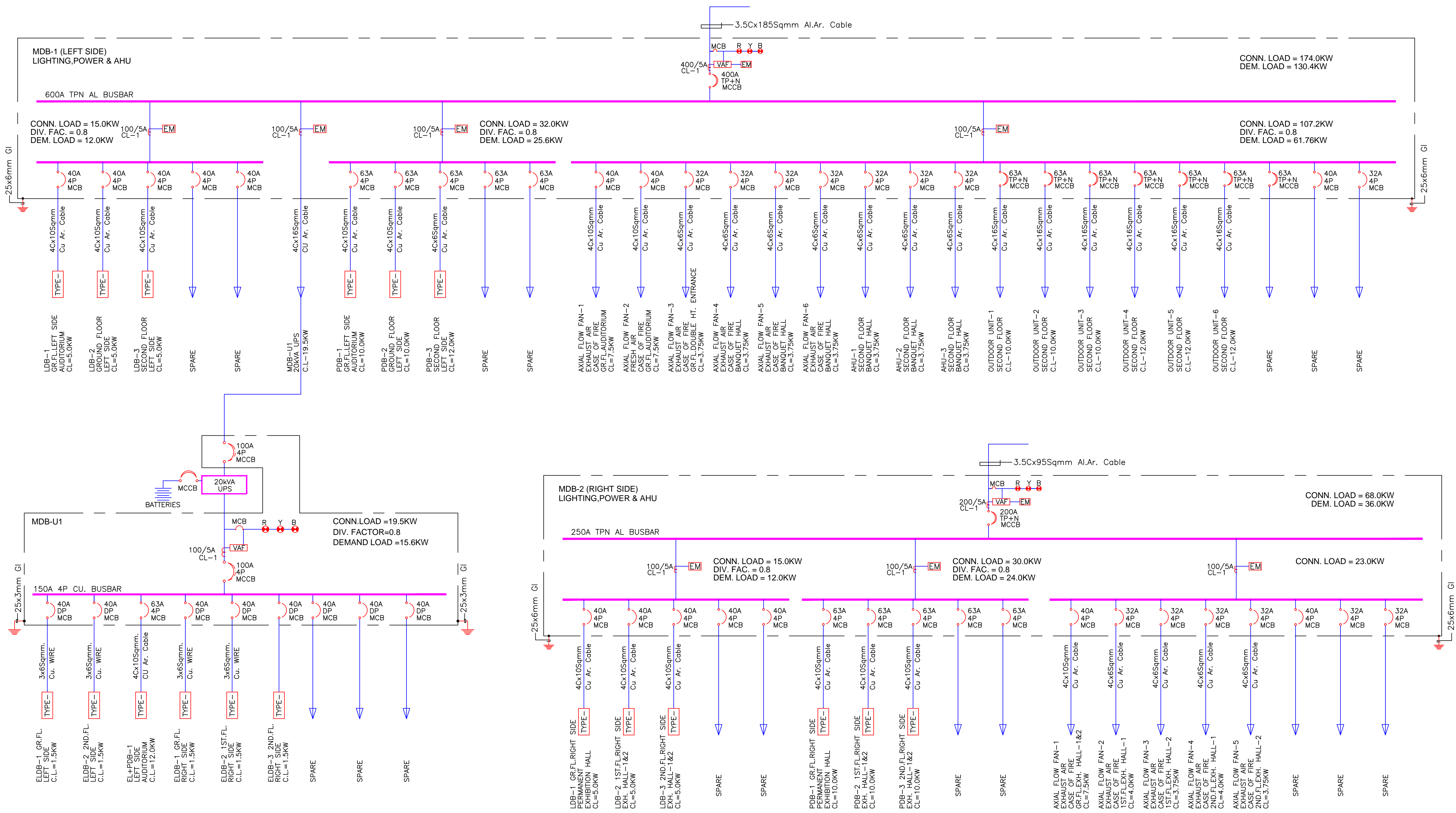
CHECKED- SHER SINGH

REV.



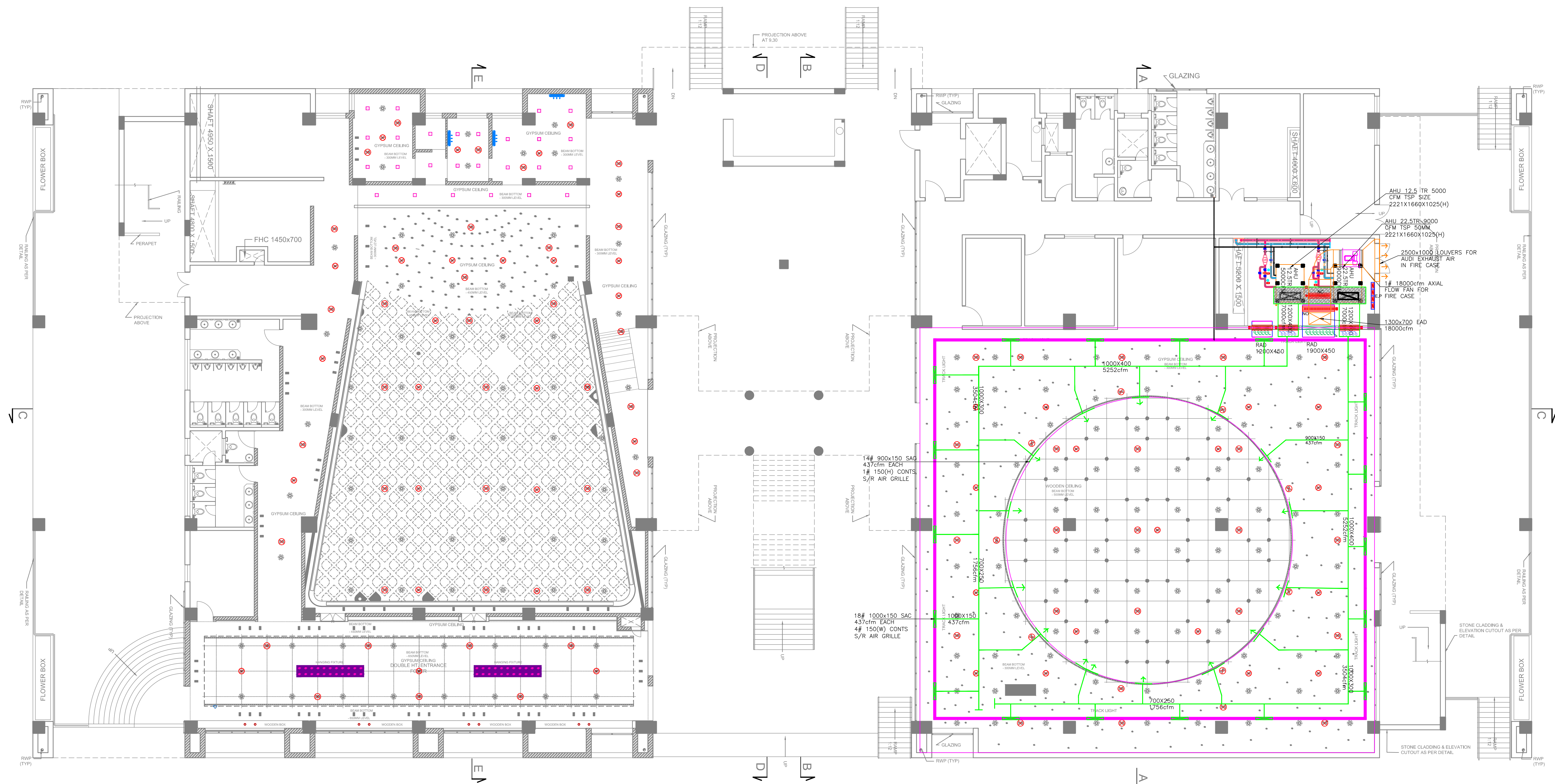
KEY PLAN	
SYMBOL	DESCRIPTION
	DATA OUTLET
	6A SWITCH SOCKET OUTLET
	6/16A POWER POINT
	TELEPHONE

CLIENT:-	
PROJECT:-	
INTERIOR DESIGN OF BEC BUILDING, PHASE I AT DSIR	
PMNC:-	
Architects:-	
ENARCH Consultants Pvt. Limited. 901, Matrix, Behind Divya Bhaskar, S G Highway, Ahmedabad - 54 Cell: +91-9909942314 Email: enarch.amd@gmail.com	
MEP CONSULTANT:	
Acrobat Engineers Pvt.Ltd. H.No. 19 Block-18 Basement Level, Spring Field Colony Faridabad (Haryana) Tel. : 0129-4056009 customerservice@acrobatengineers.com	
DRAWING TITLE	
LEFT SIDE SECOND FLOOR PLAN POWER DRAWING	
DRAWING NO-	
AEA/DHOLERA/SFP/EL-03B	
DATE - 12-04-2018	REV.
SCALE - A1 @ 1:75	
DETAIL - GAGAN	
CHECKED- SHER SINGH	

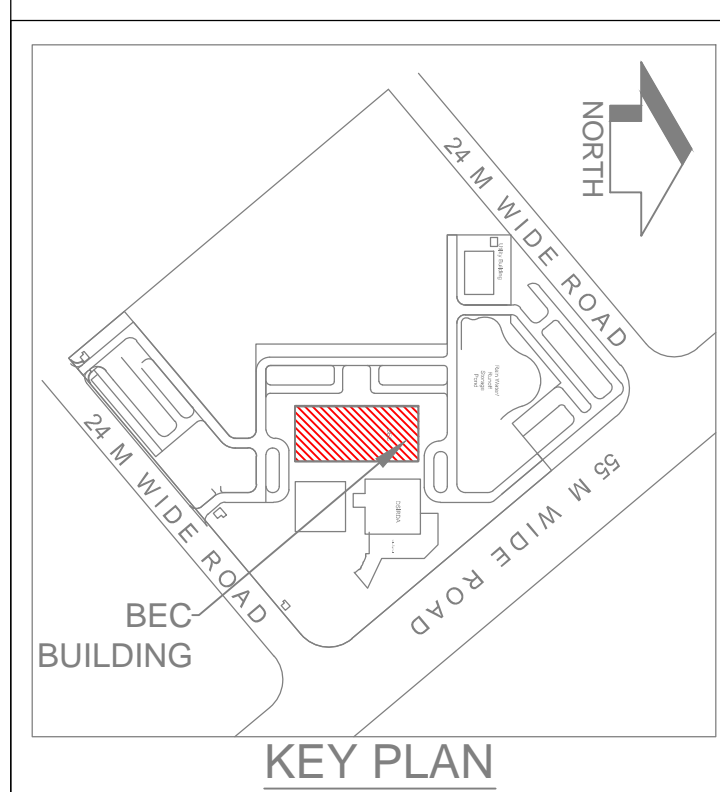


CLIENT:-	
 DHOLERA INDUSTRIAL CITY DEVELOPMENT LIMITED	
PROJECT:-	
INTERIOR DESIGN OF BEC BUILDING,PHASE I AT DSIR	
INTERIOR DESIGN CONSULTANT	
ENARCH Consultants Pvt. Limited. 901, Matrix, Behind Divya Bhaskar, S G Highway, Ahmedabad - 54 Cell: +91-9909942314 Email: enarch.amd@gmail.com	
MEP CONSULTANT:	
Acrobat Engineers Pvt.Ltd.  H.No. 19 Block-18 Basement Level,Spring Field Colony Faridabad (Haryana) Tel. : 0129-4056009 customerservice@acrobatengineers.com	
DRAWING TITLE	
ELECTRICAL SINGLE LINE DIAGRAM	
DRAWING NO-	
AEA/DHOLERA/SLD/EL-01	
DATE - 07-04-2018 SCALE - NTS DETAIL - RAJINDER CHECKED- SHER SINGH	REV. -----

HVAC DRAWINGS

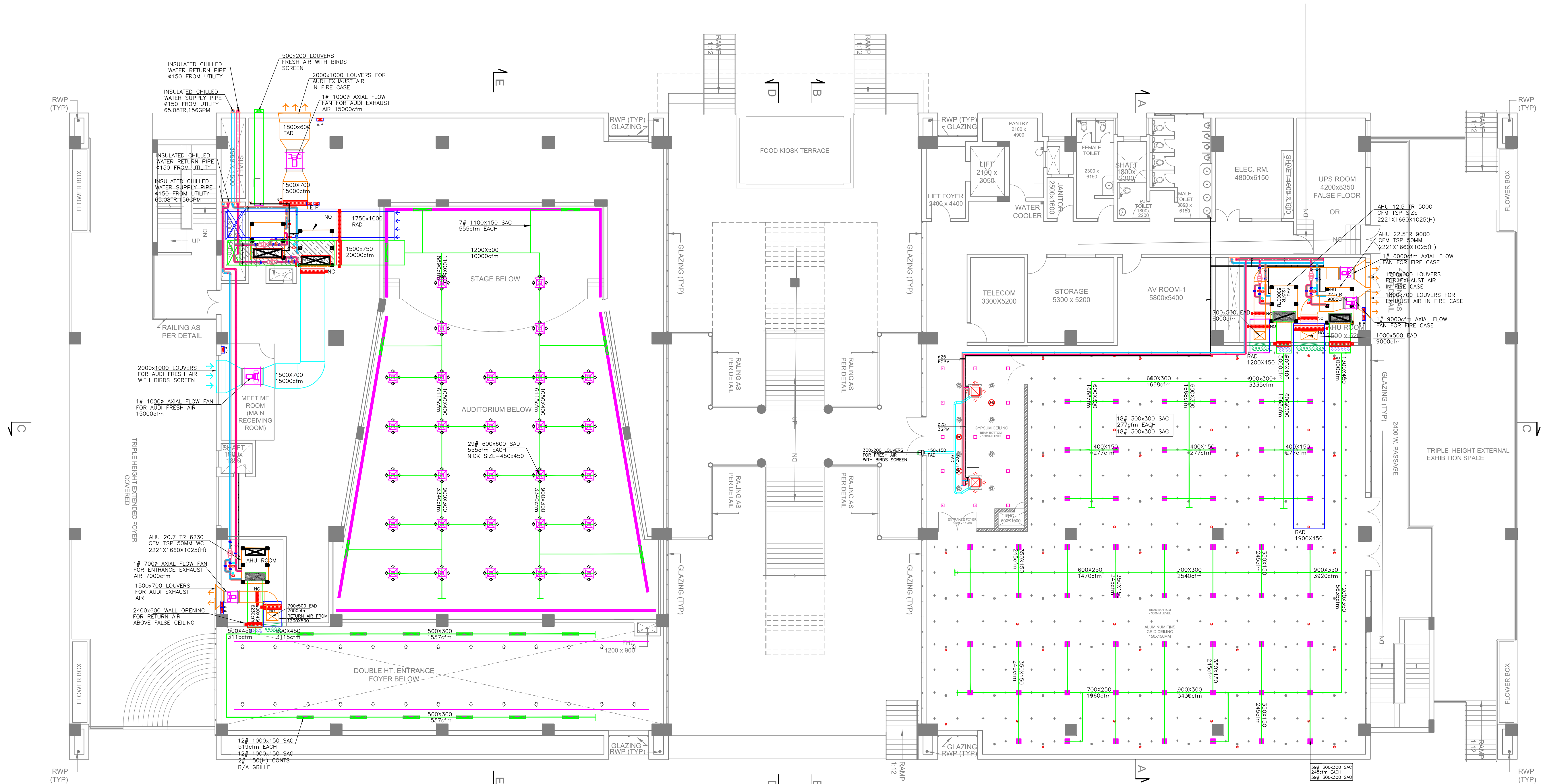


GROUND FLOOR PLAN

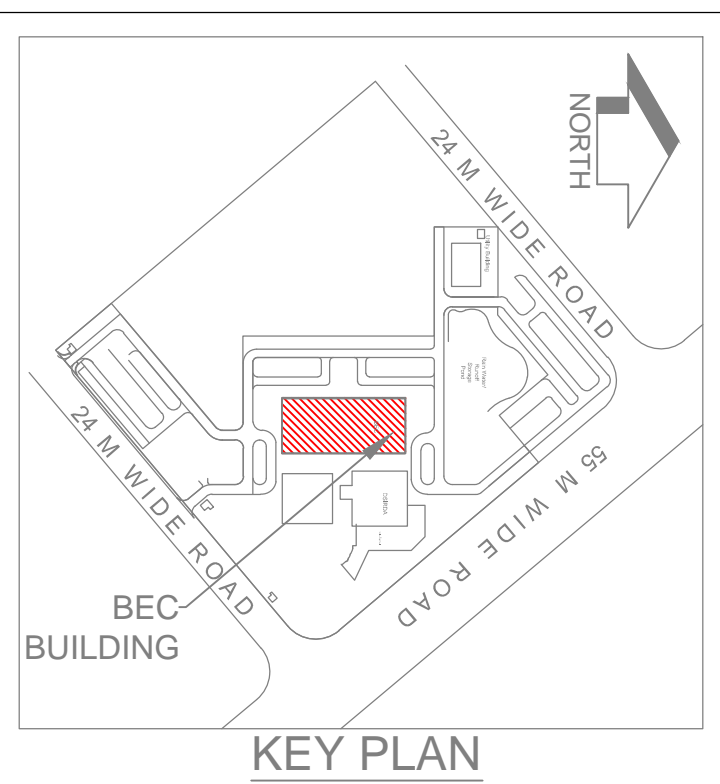


LEGEND		
S.NO.	DESCRIPTION	SYMBOL
1.	AC EXHAUST AIR DUCT	
2.	AC FRESH AIR DUCT	
3.	AC SUPPLY AIR DUCT	
4.	AC SHAFT OPENING	
5.	AC REFRIGERANT PIPE	
6.	AC CONTROL PANEL	
7.	AC AXIAL FLOW FAN	

CLIENT:- DHOLERA INDUSTRIAL CITY DEVELOPMENT LIMITED	PROJECT:- INTERIOR DESIGN OF BEC BUILDING, PHASE I AT DSIR	PMNC:- AECOM Asia Limited	Architects:- ENARCH Consultants Pvt. Limited. 901, Matrix, Behind Divya Bhaskar, S G Highway, Ahmedabad - 54 Cell: +91-9909942314 Email: enarch.amd@gmail.com	MEP CONSULTANT:- Acrobat Engineers Pvt.Ltd. H.No. 19/Block-18 Basement Level Spring Field Colony Faridabad (Haryana) Tel: 0129-4056009 customerservice@acrobatengineers.com	DRAWING TITLE- GROUND FLOOR PLAN HVAC LAYOUT	DRAWN BY - VICKY MAURYA CHECKED BY - K.V.SOLANKI Scale - A1 @ 1:100 Date - 12-04-2018 SHEET NO - AEA/GFP/HVAC-01	RO
---	--	----------------------------------	--	---	--	--	----



FIRST FLOOR PLAN AT EL. +5.10 M



LEGEND		
S.NO.	DESCRIPTION	SYMBOL
1.	AC EXHAUST AIR DUCT	
2.	AC FRESH AIR DUCT	
3.	AC SUPPLY AIR DUCT	
4.	AC SHAFT OPENING	
5.	AC REFRIGERANT PIPE	
6.	AC CONTROL PANEL	
7.	AC AXIAL FLOW FAN	

CLIENT:-



PROJECT:-

INTERIOR DESIGN OF
BEC BUILDING, PHASE I
AT DSIR

PMNC:-



Architects:-

ENARCH Consultants Pvt. Limited.
901, Matrix, Behind Divya Bhaskar,
S G Highway, Ahmedabad - 54
Cell: +91-9909942314
Email: enarch.amd@gmail.com

MEP CONSULTANT:-

Acrobat Engineers Pvt.Ltd.

H.No. 19Block-18 Basement Level
Spring Field Colony
Faridabad (Haryana)
Tel.: 0129-4050009
customerservice@acrobatengineers.com

DRAWING TITLE-

FIRST FLOOR PLAN
HVAC LAYOUT

DRAWN BY - VICKY MAURYA

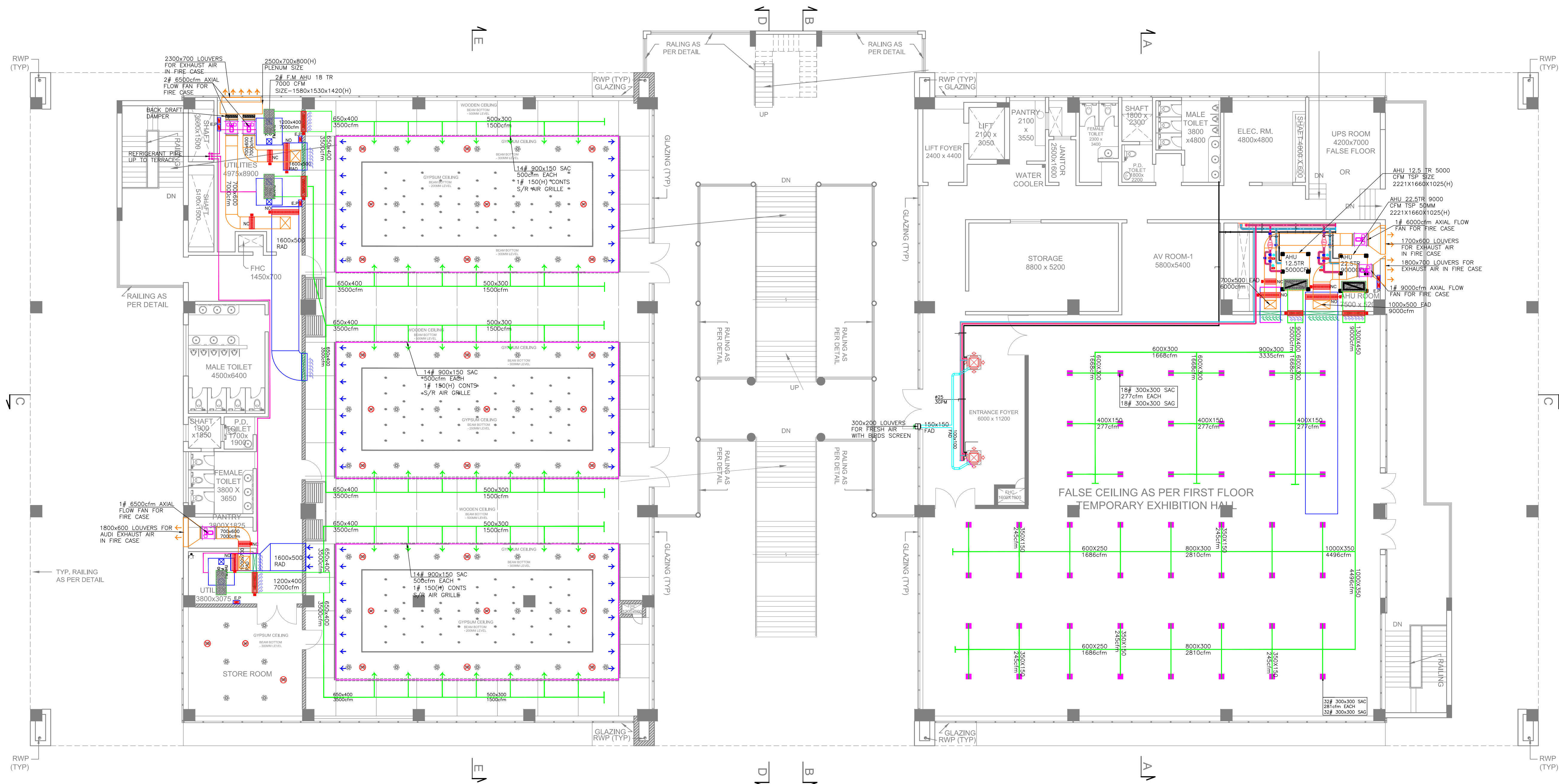
CHECKED BY - K.V.SOLANKI

Scale - A1 @ 1:100

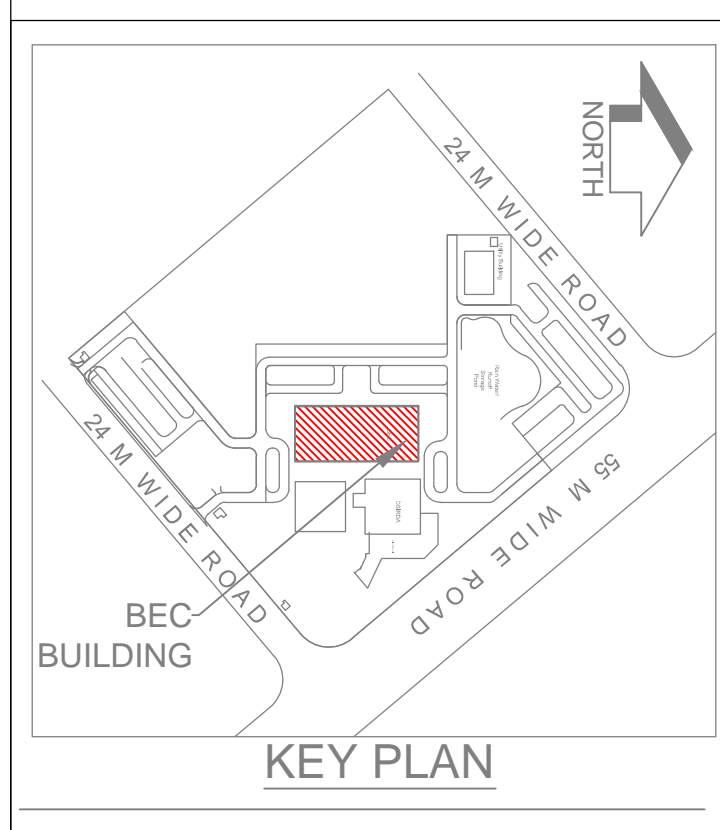
Date - 12-04-2018

SHEET NO - AEA/FFP/HVAC-02

RO

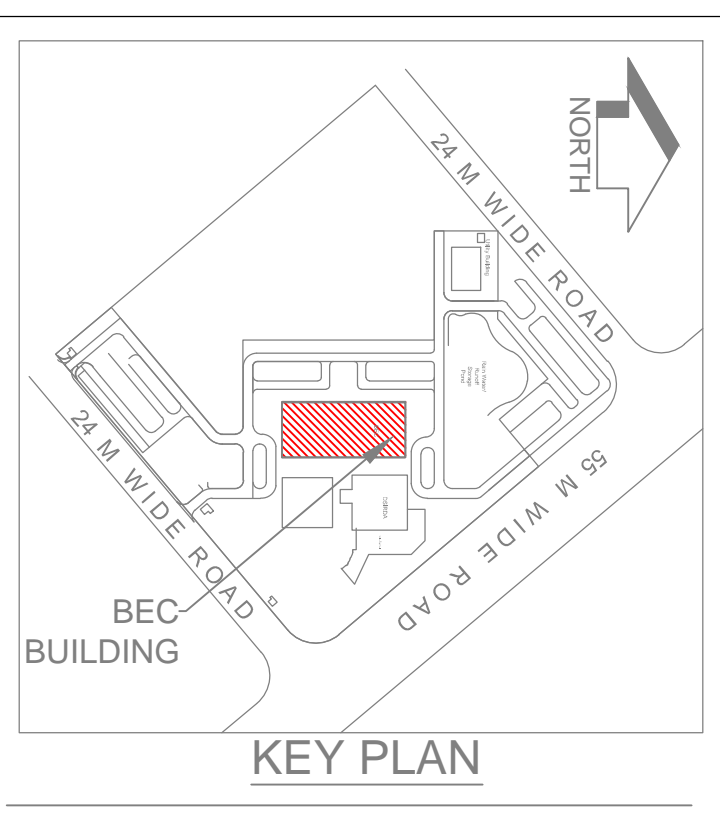
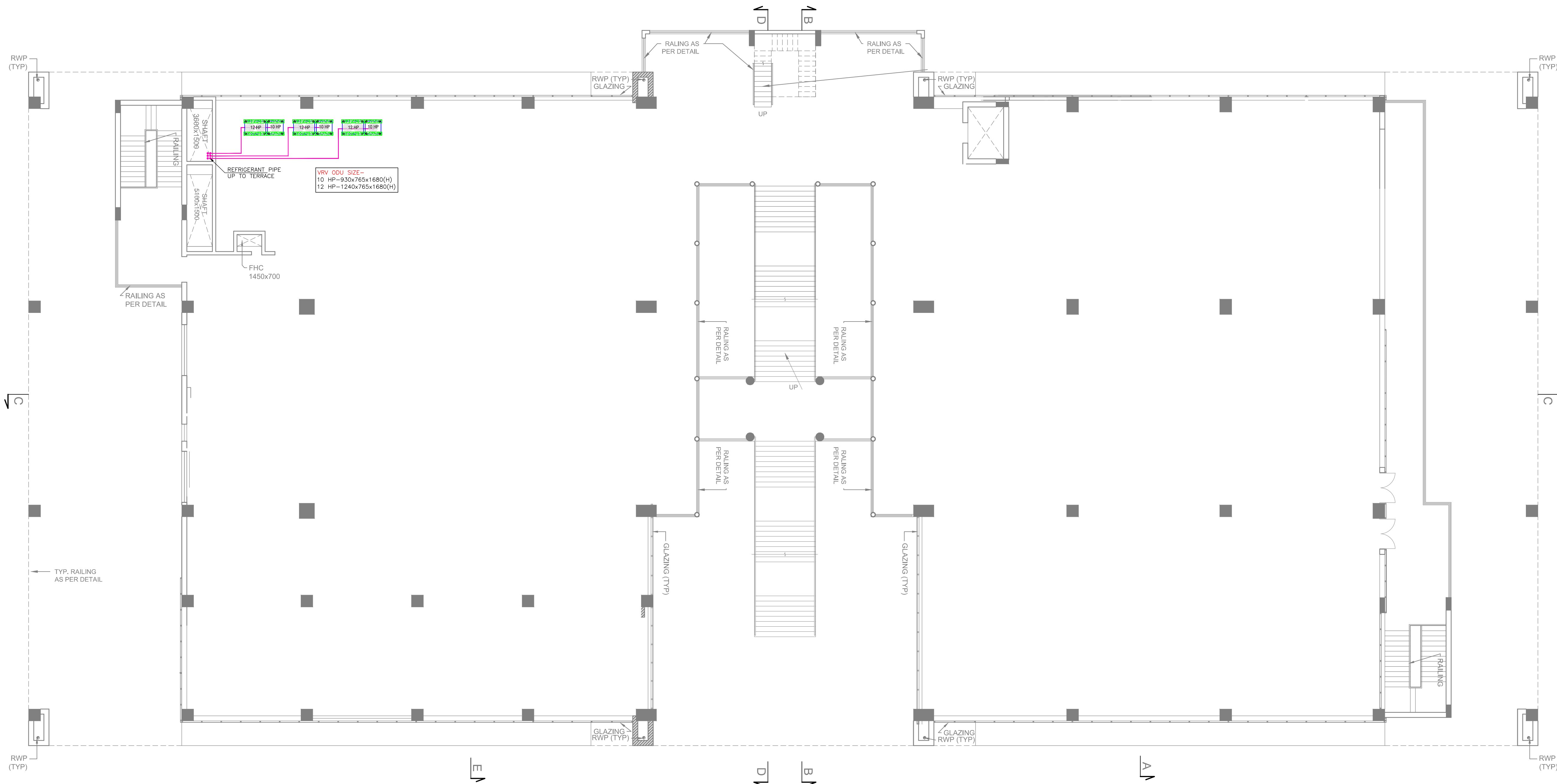


SECOND FLOOR PLAN AT EL. +9.30 M



LEGEND		
S.NO.	DESCRIPTION	SYMBOL
1.	AC EXHAUST AIR DUCT	
2.	AC FRESH AIR DUCT	
3.	AC SUPPLY AIR DUCT	
4.	AC SHAFT OPENING	
5.	AC REFRIGERANT PIPE	
6.	AC CONTROL PANEL	
7.	AC AXIAL FLOW FAN	

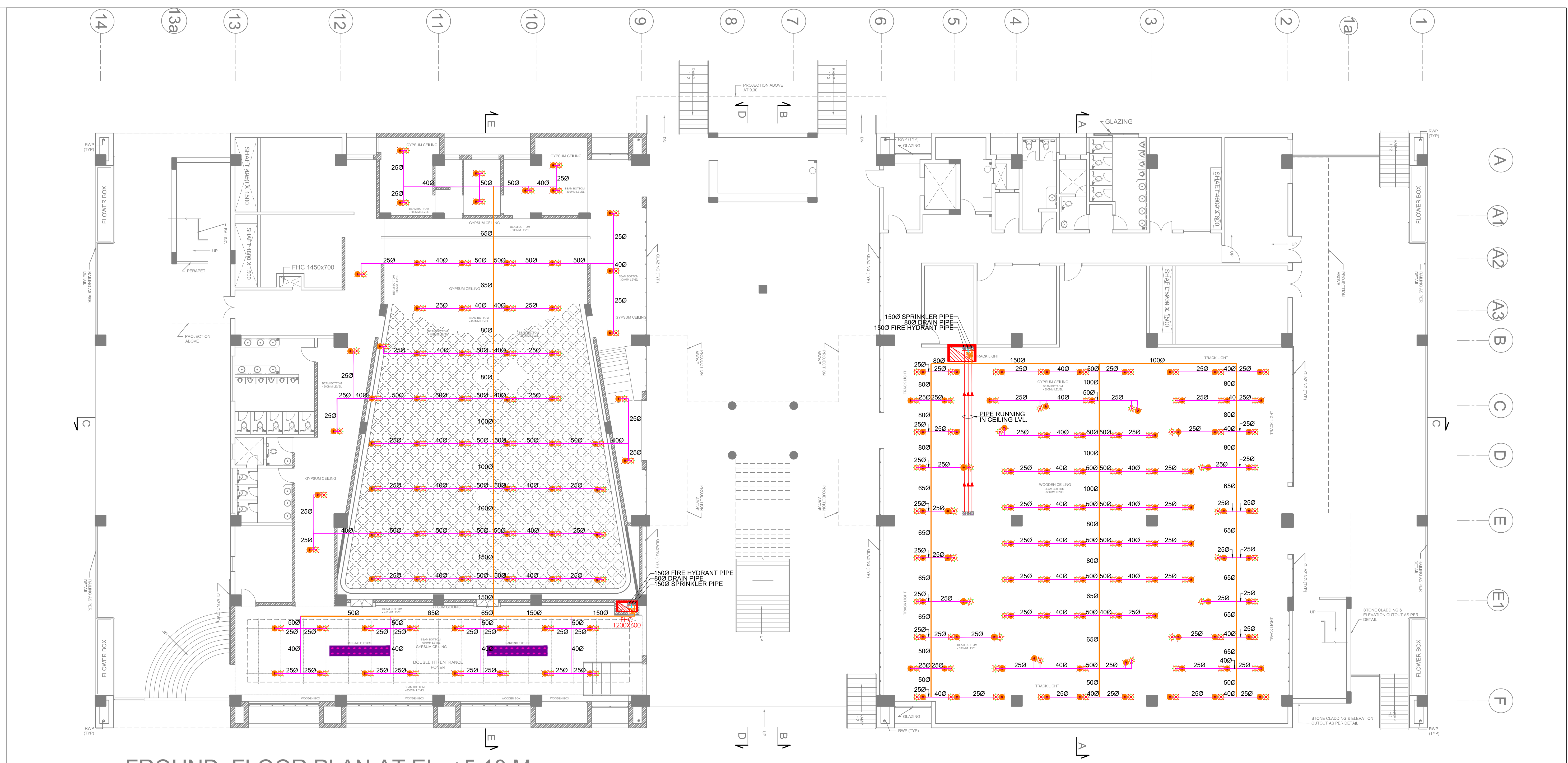
CLIENT:- 	PROJECT:- INTERIOR DESIGN OF BEC BUILDING, PHASE I AT DSIR	PMNC:- 	Architects:- ENARCH Consultants Pvt. Limited. 901, Matrix, Behind Divya Bhaskar, S G Highway, Ahmedabad - 54 Cell: +91-9909942314 Email: enarch.amd@gmail.com	MEP CONSULTANT:- Acrobat Engineers Pvt.Ltd. H.No. 19Block-18 Basement Level Spring Field Colony Fardabad (Haryana) Tel. : 0129-4056009 customerservice@acrobatengineers.com	DRAWING TITLE- SECOND FLOOR PLAN HVAC LAYOUT	DRAWN BY - VICKY MAURYA CHECKED BY - K.V.SOLANKI Scale - A1 @ 1:100 Date - 12-04-2018 SHEET NO - AEA/SFP/HVAC-03	RO
--------------	--	------------	--	---	--	--	----



LEGEND		
S.NO.	DESCRIPTION	SYMBOL
1.	AC EXHAUST AIR DUCT	
2.	AC FRESH AIR DUCT	
3.	AC SUPPLY AIR DUCT	
4.	AC SHAFT OPENING	
5.	AC REFRIGERANT PIPE	
6.	AC CONTROL PANEL	
7.	AC AXIAL FLOW FAN	

CLIENT:-	PROJECT:-	PMNC:-	Architects:-	MEP CONSULTANT:-	DRAWING TITLE-	DRAWN BY - VICKY MAURYA	RO
	INTERIOR DESIGN OF BEC BUILDING, PHASE I AT DSIR		ENARCH Consultants Pvt. Limited. 901, Matrix, Behind Divya Bhaskar, S G Highway, Ahmedabad - 54 Cell: +91-9909942314 Email: enarch.amd@gmail.com	Acrobat Engineers Pvt.Ltd. H.No. 19Block-18 Basement Level Spring Field Colony Fandabad (Haryana) Tel. : 0129-4056009 customerservice@acrobatengineers.com	TERRACE PLAN HVAC LAYOUT	CHECKED BY - K.V.SOLANKI	
						Scale - A1 @ 1:100	
						Date - 12-04-2018	
						SHEET NO - AEA/TP/HVAC-04	

FIRE FIGHTING DRAWINGS



HANGING SUPPORT FOR HORIZONTAL PIPING

PIPE DIAM (mm.)	CLAMP DIM (mm.)	DROP ROD DIM (mm.)	ANCHOR DIM (mm.)	SPACING FOR SUPPORT (mm.)
25	20x1.2	6mm	M6x40	2.0
32	20x1.2	8mm	M8x40	2.4
40	20x1.2	8mm	M8x40	2.4
50	25x2.0	8mm	M8x40	2.4
65	25x2.0	8mm	M8x40	2.4
80	25x2.5	10mm	M10x50	2.7
100	25x2.5	10mm	M10x50	2.7
150	25x2.5	12mm	M12x50	3.0

NOTES ON SPRINKLER:-

(1) THE SPRINKLER SHALL BE INSTALLED AS PER SITE CONDITION
IT SHALL BE THE RESPONSIBILITY OF THE EXECUTING AGENCY TO CHECK THE SITE CONDITION ACCORDINGLY.

(2) THE LOCATION OF SPRINKLER MAY VARY AS PER ARCHITECTURAL CO-ORDINATION DRAWINGS.

(3) THE SPRINKLER INSTALLATION SHALL BE IN COMPLETE CONFORMANCE WITH CODE IS: 15105 2002 & OTHER RELEVANT GUIDELINES.

PLAN OF FIRE HOSE CABINET

DETAIL (N.T.S.)

SPRINKLER TABLE:-

1	25
3	32
4	40
6	50
11	65
31	80
51	100
100	150

DETAIL OF FLOW SWITCH ASSEMBLY

FIRE FIGHTING LEGEND:-

- INTERNAL FIRE HOSE CABINET
- PANDANT SPRINKLER
- UPRIGHT SPRINKLER
- SPRINKLER MAIN PIPE
- SPRINKLER BRANCH PIPE
- FHC FIRE HOSE CABINET
- FS FLOW SWITCH

CLIENT:-
PROJECT:-
PMNC:-
Architects:-
MEP CONSULTANT:-

INTERIOR DESIGN OF BEC BUILDING, PHASE I AT DSIR
AECOM Asia Limited

Architects:-
ENARCH Consultants Pvt. Limited.
901, Matrix, Behind Divya Bhaskar,
S G Highway, Ahmedabad - 54
Cell: +91-9009942314
Email: enarch.amd@gmail.com

MEP CONSULTANT:-
Acrobat Engineers Pvt.Ltd.
H.No. 19Block-18 Basement Level
Spring Field Colony
Faridabad (Haryana)
Tel : 0129-4056009
customerservice@acrobatengeers.com

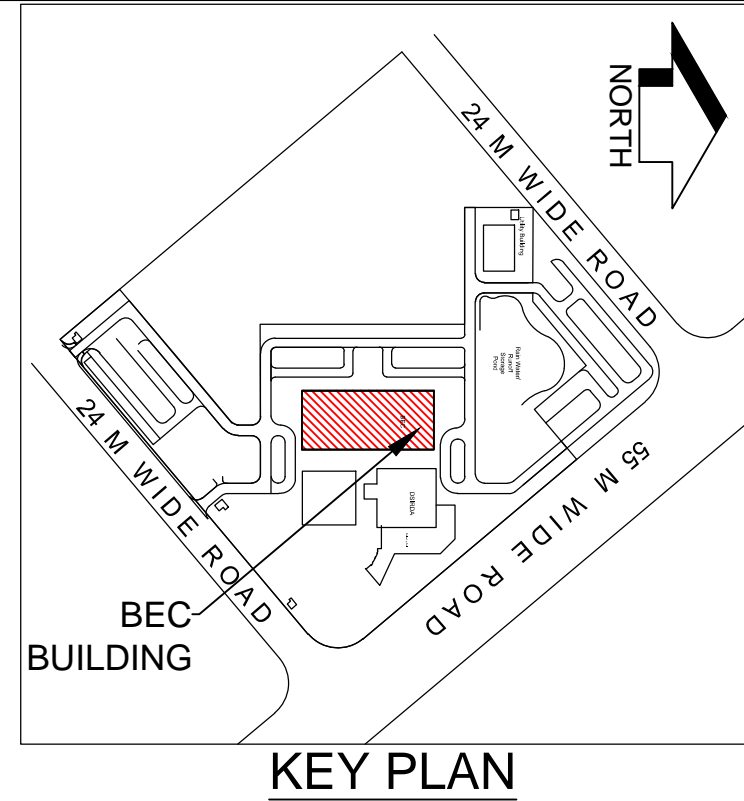
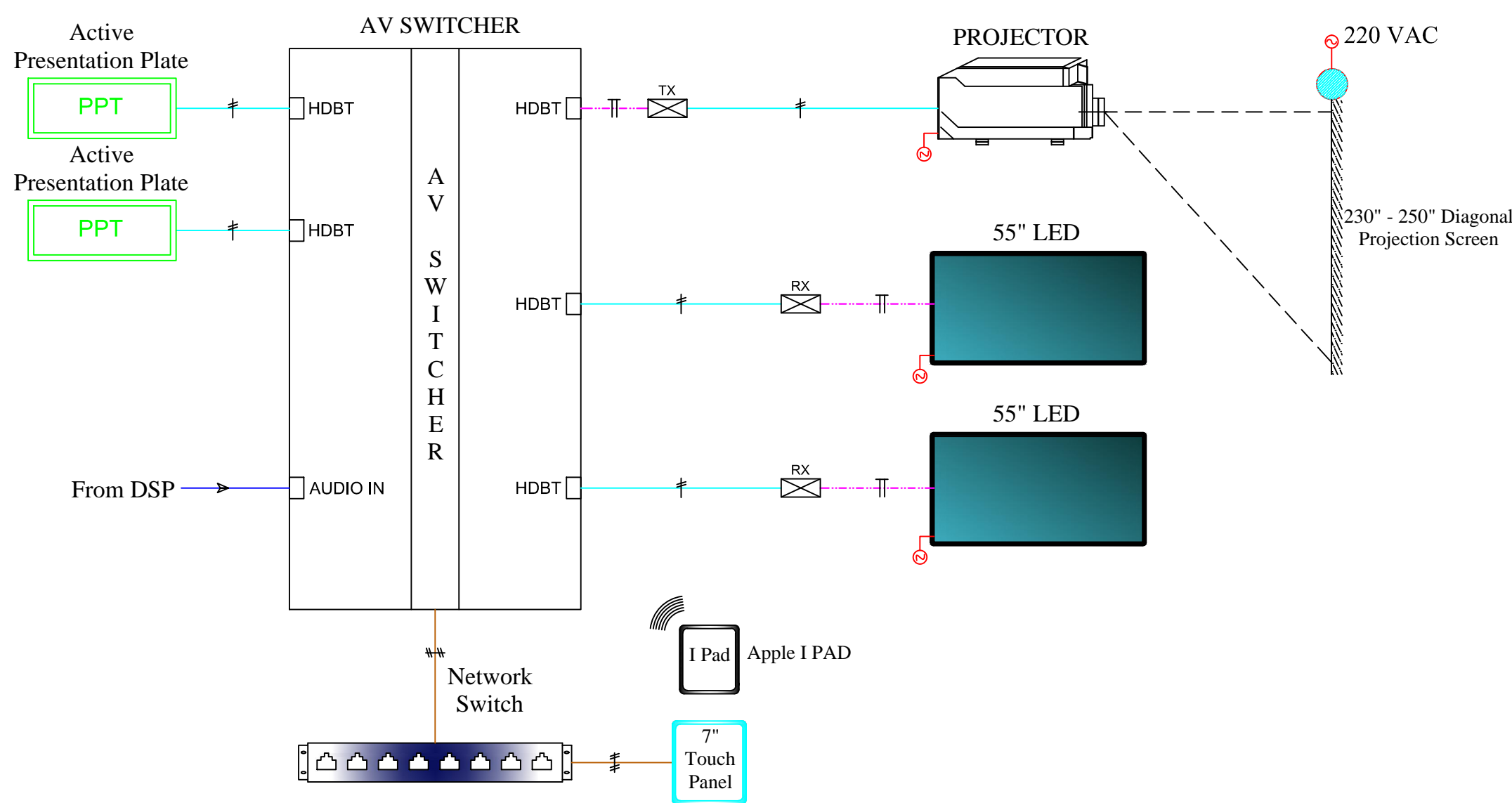
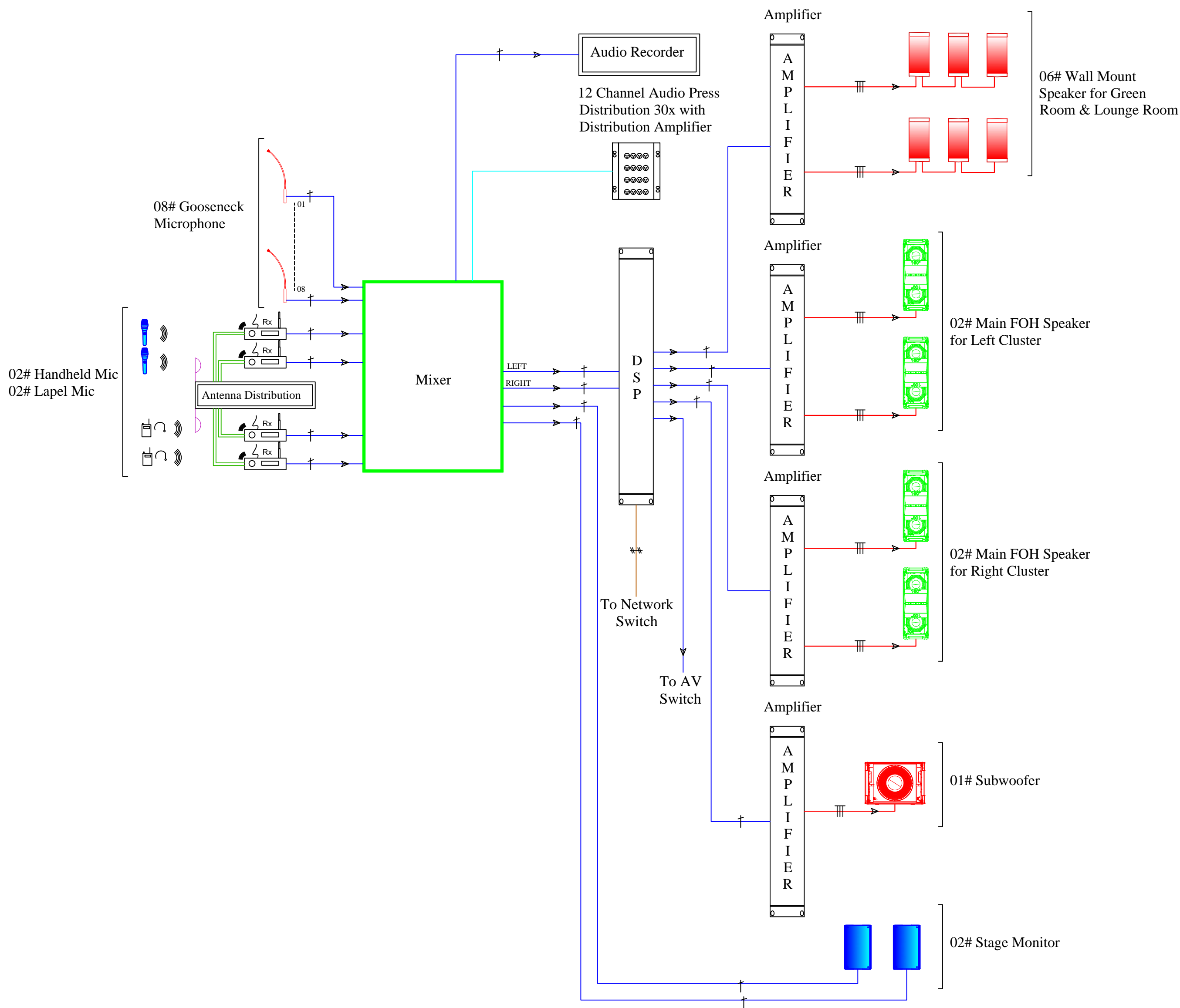
DRAWING TITLE:-
GROUND FLOOR PLAN
FIRE FIGHTING DRAWING

DRAWN BY - GAURAV RAWAT
CHECKED BY - VIRENDRA RAWAT
Scale - A1 @ 1:100
Date - 12-04-2018
SHEET NO - AEA/GFP/FF-01

RO

AV DRAWINGS

Audio Block Schematic for Auditorium at DSIR



AV LEGEND:	
SYMBOL	DESCRIPTION
	MICROPHONE CABLE
	HDMI CABLE
	SPEAKER CABLE
	STP CABLE
	ANTENNA CABLE
	LAN CABLE
	POWER POINT

NOTES
1. ALL DIMENSIONS ARE IN MM.
2. ALL LEVELS INDICATED ARE IN M.
3. RELEVANT SERVICES DRAWINGS ARE TO BE READ SIMULTANEOUSLY.
4. ONLY WRITTEN DIMENSIONS TO BE FOLLOWED. DO NOT SCALE THE DRAWING

STAGE:

04					
03					
02					
01	00	Issued for Tender	---	---	---
REV. NO.	Date	Revision Description	Drawn	Chkd	Appd.

CLIENT

PROGRAMME MANAGER

INTERIOR DESIGN CONSULTANT
ENARCH Consultants Pvt. Limited.

MEP CONSULTANT

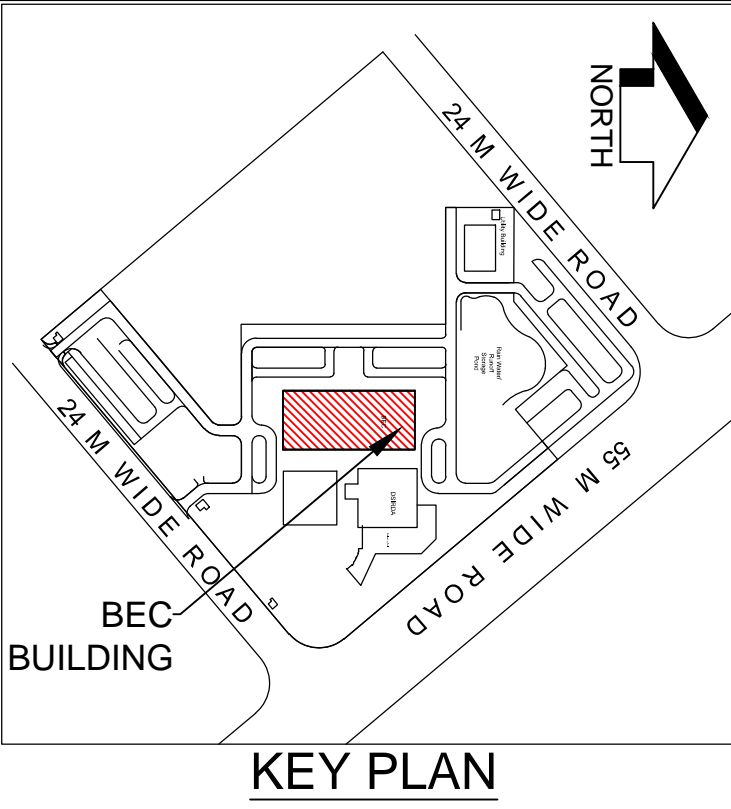
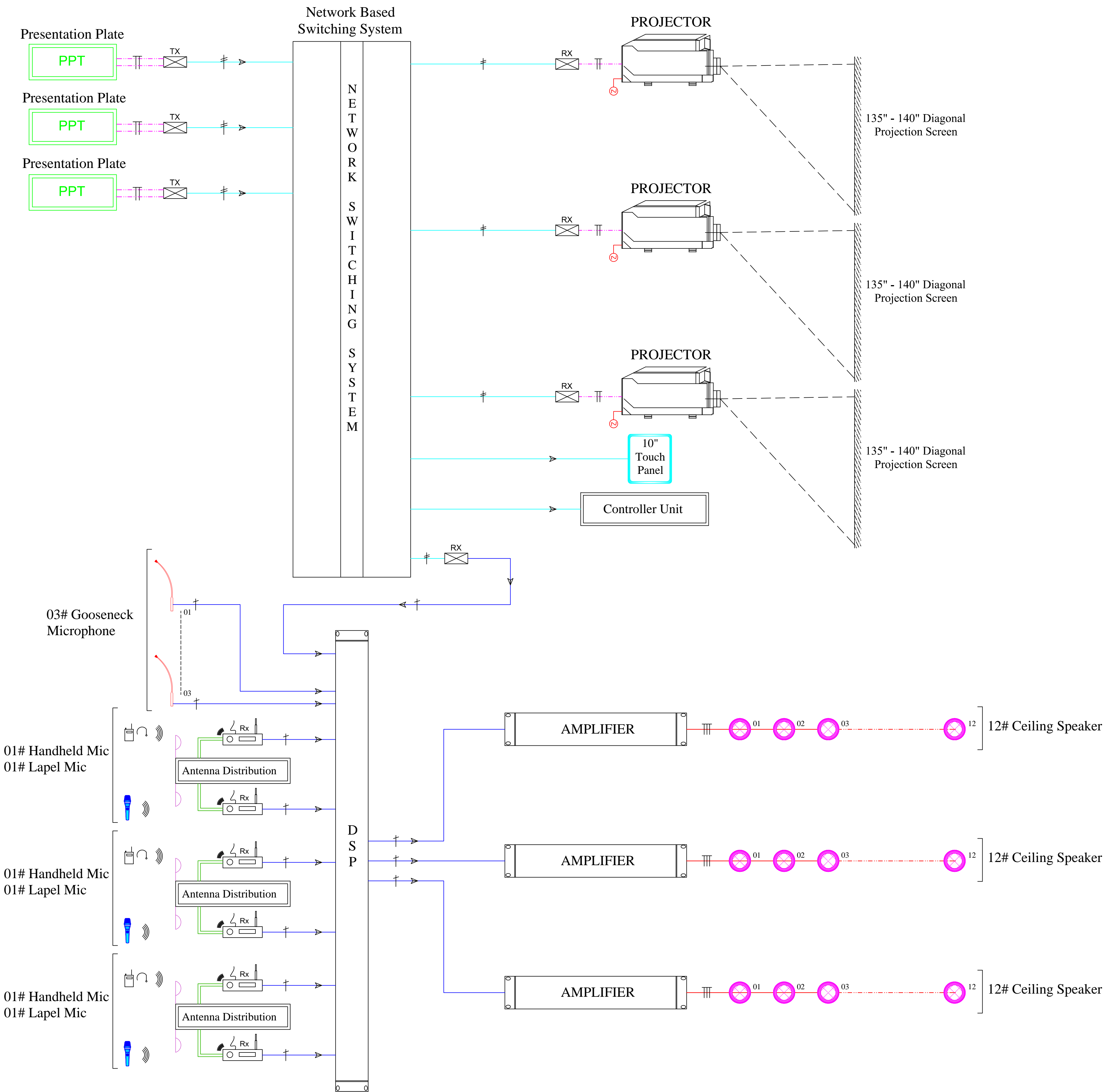
PROJECT
INTERIOR DESIGN OF BEC BUILDING, PHASE I AT DSIR

PROJECT CODE

TITLE
AV SLD OF AUDITORIUM

Drawn: XX	Checked: XX
Designed: XX	Approved: XX
Date: APRIL 2018	SCALE (A1) : 1:150 (A3) : --
Originator Drawing No: XXXXXX	
Project Drawing No: AV_SLD_001	REV. R0

Audio Block Schematic for Banquet at DSIR



AV LEGEND:

SYSBOL	DESCRIPTION
	MICROPHONE CABLE
	HDMI CABLE
	SPEAKER CABLE
	STP CABLE
	ANTENNA CABLE
	LAN CABLE
	POWER POINT

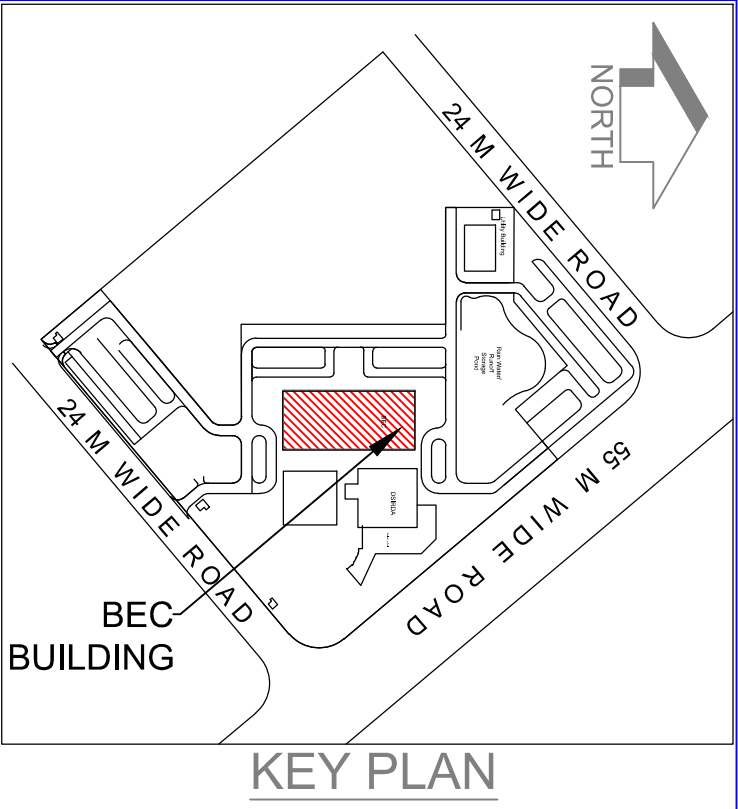
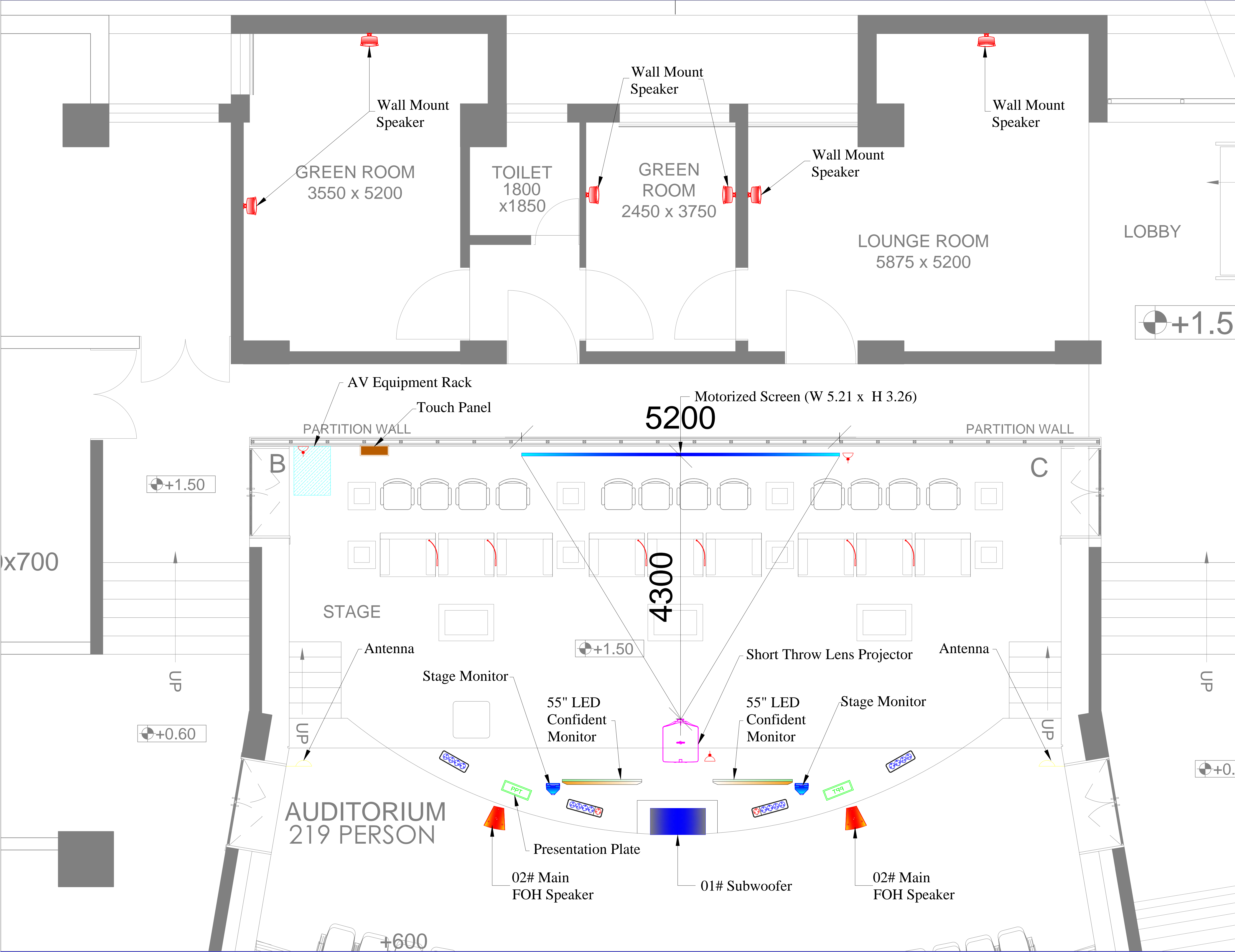
NOTES
1. ALL DIMENSIONS ARE IN MM.
2. ALL LEVELS INDICATED ARE IN M.
3. RELEVANT SERVICES DRAWINGS ARE TO BE READ SIMULTANEOUSLY.
4. ONLY WRITTEN DIMENSIONS TO BE FOLLOWED. DO NOT SCALE THE DRAWING

STAGE:

04					
03					
02					
01	00	Issued for Tender	---	---	---
REV. NO.	Date	Revision Description	Drawn	Chkd	Appd.

CLIENT	
PROGRAMME MANAGER	
INTERIOR DESIGN CONSULTANT	ENARCH Consultants Pvt. Limited.
MEP CONSULTANT	

PROJECT	INTERIOR DESIGN OF BEC BUILDING,PHASE I AT DSIR
PROJECT CODE	
TITLE	AV SLD OF BANQUET
Drawn: XX	Checked: XX
Designed: XX	Approved: XX
Date: APRIL 2018	SCALE (A1) : 1:150 (A3) : --
Originator Drawing No: XXXXXX	
Project Drawing No: AV_SLD_003	REV. R0



LEGEND		
	Main FOH Speaker	02#
	Subwoofer	01#
	Wall Mount Speaker	06#
	Stage Monitor	02#
	Mic Junction Box with Speaker Point	02#
	Mic Junction Box	02#
	Antenna	02#
	Projector	01#
	55" LED Confidence Monitor	02#
	Presentation Plate	02#
	7" Touch Panel	01#
	Gooseneck Mic	06#
	Power Point	

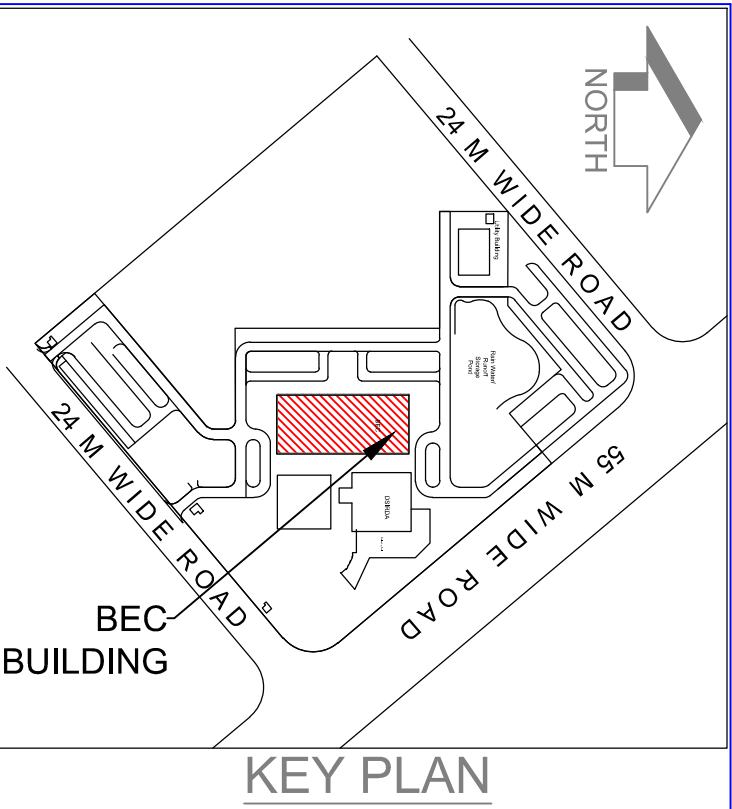

NOTES
1. ALL DIMENSIONS ARE IN MM.
2. ALL LEVELS INDICATED ARE IN M.
3. RELEVANT SERVICES DRAWINGS ARE TO BE READ SIMULTANEOUSLY.
4. ONLY WRITTEN DIMENSIONS TO BE FOLLOWED. DO NOT SCALE THE DRAWING.

STAGE:					
04					
03					
02					
01	00	Issued for Tender	---	---	---
REV. NO.	Date	Revision Description	Drawn	Chkd	Appd.

CLIENT	
PROGRAMME MANAGER	
INTERIOR DESIGN CONSULTANT	ENARCH Consultants Pvt. Limited.
MEP CONSULTANT	

PROJECT	INTERIOR DESIGN OF BEC BUILDING, PHASE I AT DSIR
PROJECT CODE	
TITLE	BEC BLDG AV LAYOUT OF AUDITORIUM Sheet:

Drawn: XX	Checked: XX
Designed: XX	Approved: XX
Date: APRIL 2018	SCALE (A1): 1:150 (A3): 1:600
Originator Drawing No: XXXXXX	
Project Drawing No: AV_MAR_LAYOUT_001	REV. R0



LEGEND		
	Main FOH Speaker	02#
	Subwoofer	01#
	Wall Mount Speaker	06#
	Stage Monitor	02#
	Mic Junction Box with Speaker Point	02#
	Mic Junction Box	02#
	Antenna	02#
	Projector	01#
	55" LED Confidence Monitor	02#
	Presentation Plate	02#
	7" Touch Panel	01#
	Gooseneck Mic	06#
	Power Point	

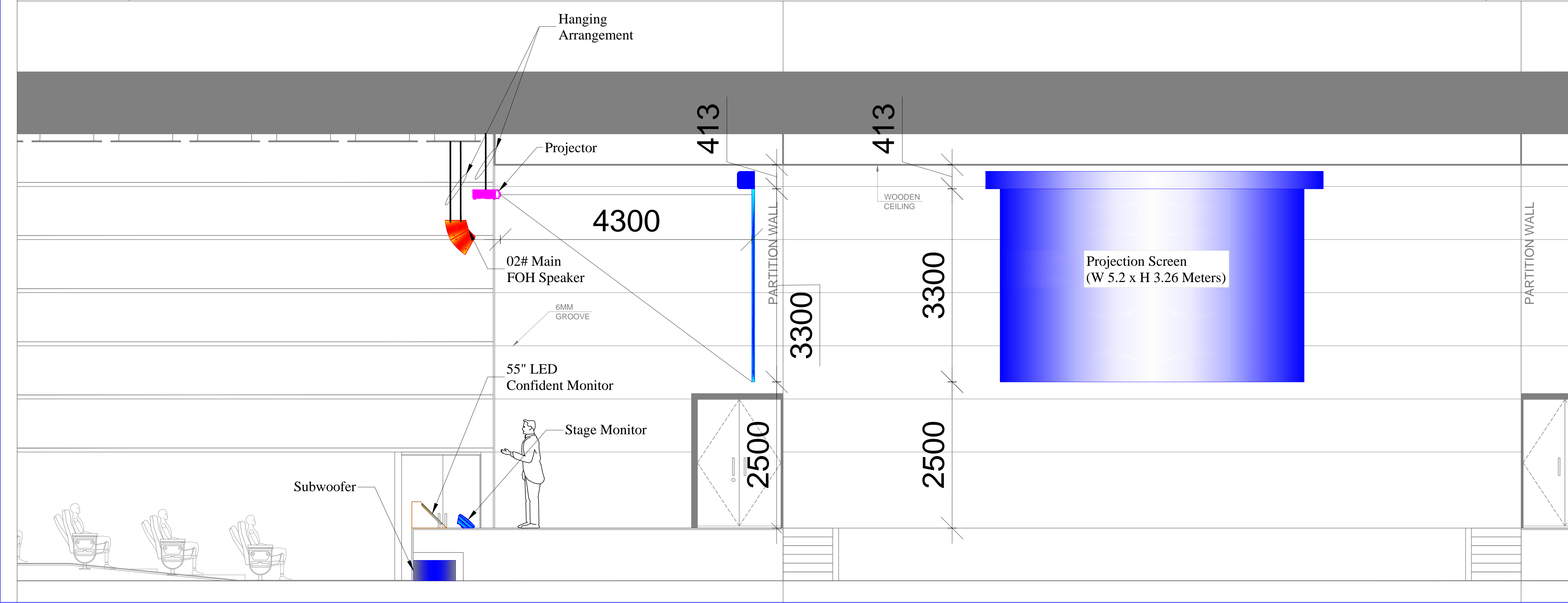
NOTES
1. ALL DIMENSIONS ARE IN MM.
2. ALL LEVELS INDICATED ARE IN M.
3. RELEVANT SERVICES DRAWINGS ARE TO BE READ SIMULTANEOUSLY.
4. ONLY WRITTEN DIMENSIONS TO BE FOLLOWED. DO NOT SCALE THE DRAWING.

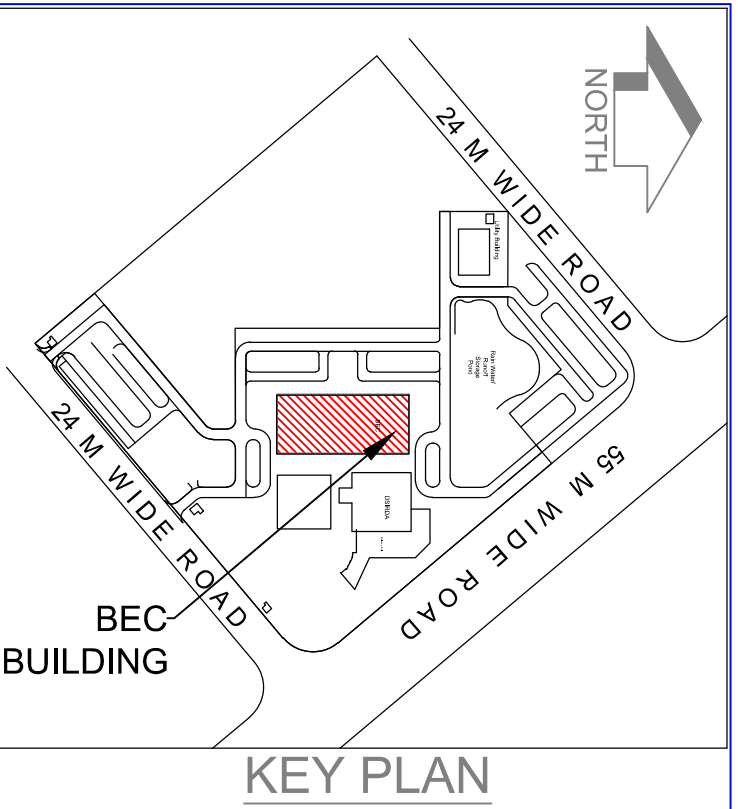
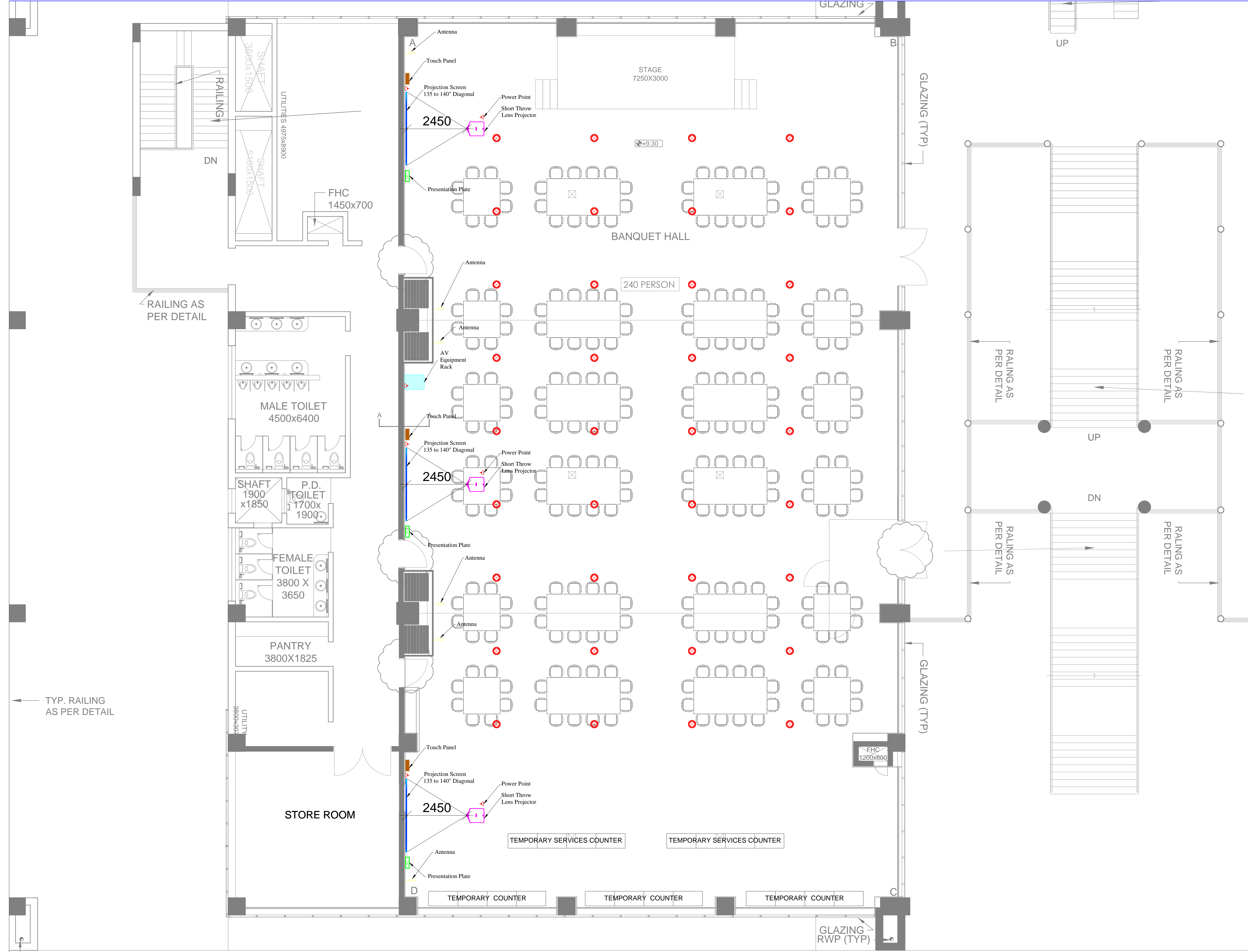
STAGE:

REV. NO.	Date	Revision Description	Drawn	Chkd	Appd.
04					
03					
02					
01	00	Issued for Tender	---	---	---

CLIENT	
PROGRAMME MANAGER	
INTERIOR DESIGN CONSULTANT	ENARCH Consultants Pvt. Limited.
MEP CONSULTANT	

PROJECT	INTERIOR DESIGN OF BEC BUILDING, PHASE I AT DSIR
PROJECT CODE	
TITLE	BEC BLDG AV SECTION OF AUDITORIUM Sheet:
Drawn: XX	Checked: XX
Designed: XX	Approved: XX
Date: APRIL 2018	SCALE (A1): 1:150 (A3): 1:600
Originator Drawing No: XXXXXX	
Project Drawing No: AV_SECTION_LAYOUT_002	REV. R0





LEGEND

	Antenna	06#
	Projector	03#
	Presentation Plate	03#
	7" Touch Panel	03#
	Ceiling Speaker	36#
	Power Point	

NOTES
1. ALL DIMENSIONS ARE IN MM.
2. ALL LEVELS INDICATED ARE IN M.
3. RELEVANT SERVICES DRAWINGS ARE TO BE READ SIMULTANEOUSLY.
4. ONLY WRITTEN DIMENSIONS TO BE FOLLOWED. DO NOT SCALE THE DRAWING

STAGE:

04					
03					
02					
01	00	Issued for Tender	---	---	---
REV. NO.	Date	Revision Description	Drawn	Chkd	Appd.

CLIENT	
PROGRAMME MANAGER	
INTERIOR DESIGN CONSULTANT	ENARCH Consultants Pvt. Limited.
MEP CONSULTANT	

PROJECT
INTERIOR DESIGN OF BEC BUILDING, PHASE I
AT DSIR

PROJECT CODE

TITLE
BEC BLDG
AV LAYOUT BANQUET HALL
Sheet:

Drawn: XX	Checked: XX
Designed: XX	Approved: XX
Date: APRIL 2018	SCALE (A1): 1:150 (A3): 1:600
Originator Drawing No: XXXXXX	
Project Drawing No: AV_LAYOUT_004	REV. R0