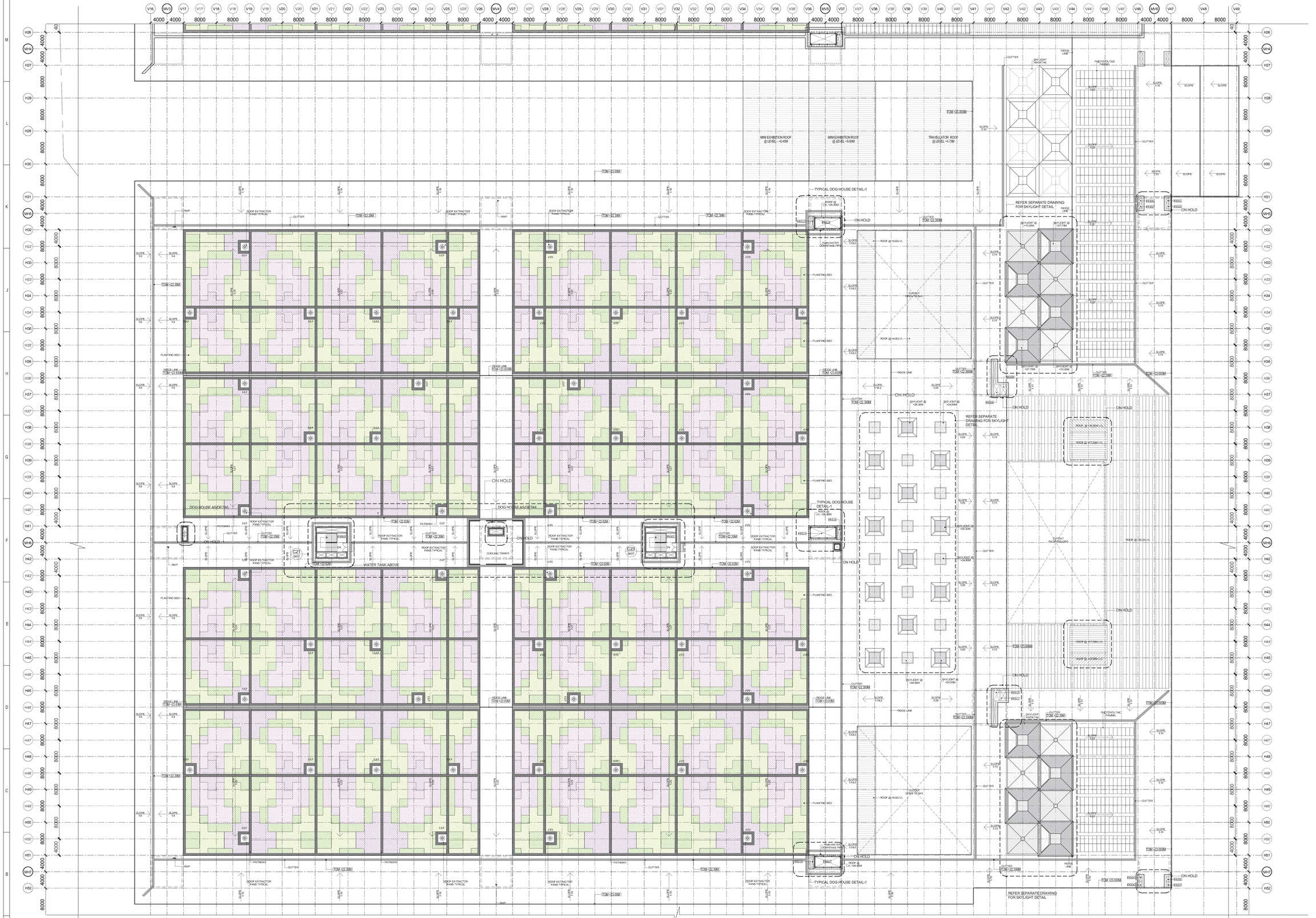
TOM +23.00M
MINI EXHIBITION ROOF @ LEVEL +8.40M
MINI EXHIBITION ROOF @ LEVEL +9.60M
TRAVELATOR ROOF @ LEVEL +4.75M
TYPICAL DOG HOUSE DETAIL-1
REFER SEPARATE DRAWING FOR SKYLIGHT DETAIL
ON HOLD
DOG HOUSE AS/DETAIL
COOLING TOWER
WATER TANK ABOVE
RAIN WATER DOWN TAKE PIPE
PLANTING BED
PATHWAY
RAMP
GUTTER
ROOF EXTRACTOR FANS TYPICAL
SKYLIGHT @ +11.05M
SKYLIGHT @ +277.75M
SKYLIGHT @ +11.05M
SKYLIGHT @ +28.30M
SKYLIGHT @ +24.95M
SKYLIGHT @ +24.95M
SKYLIGHT @ +24.95M
SKYLIGHT @ +283.30M
PHOTOVOLTAIC PANNEL
CUTOUT OPEN TO BOV
ROOF @ +9.600 LVL
ROOF @ +4.800 LVL
ROOF @ 17.700M LVL
ROOF @ 17.250M LVL
ROOF @ +9.600 LVL
ROOF @ +4.800 LVL
ROOF @ 17.700M LVL
ROOF @ 17.250M LVL
RIDGE LINE
TOM +22.00M
TOM +22.35M
TOM +22.50M
TOM +22.65M
TOM +22.80M
TOM +23.00M
TOM +23.63M
TOM +21.00M
TOM +21.63M
C21
C23
DN
UP
SLOPE 1:10
SLOPE 1:11
SLOPE 1:14.5
SLOPE 1:20
SLOPE 1:33
SLOPE 1:4
SLOPE 1:5
SLOPE 1:6
SLOPE 1:8
SLOPE 1:9
SLOPE 1:14.2
SLOPE 1:14.3
SLOPE 1:17
SLOPE 1:50
SLOPE 1:100
SLOPE 1:111
SLOPE 1:200
SLOPE 1:250
SLOPE 1:500
SLOPE 1:1000
SLOPE
S.F.F
F.F.F
T.F.F
F.F.F
G.F.F
F.F.F
F.F.F
F

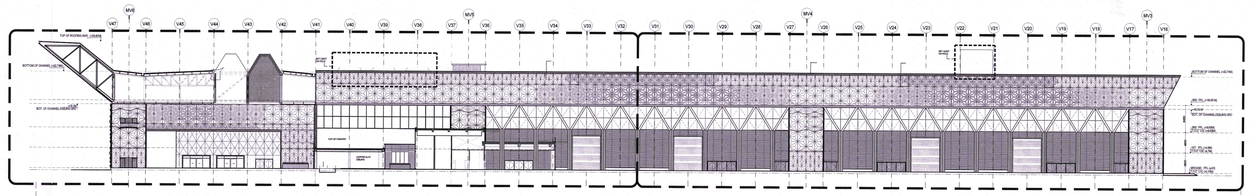

NORTH EAST ELEVATION
SCALE _ 1:500

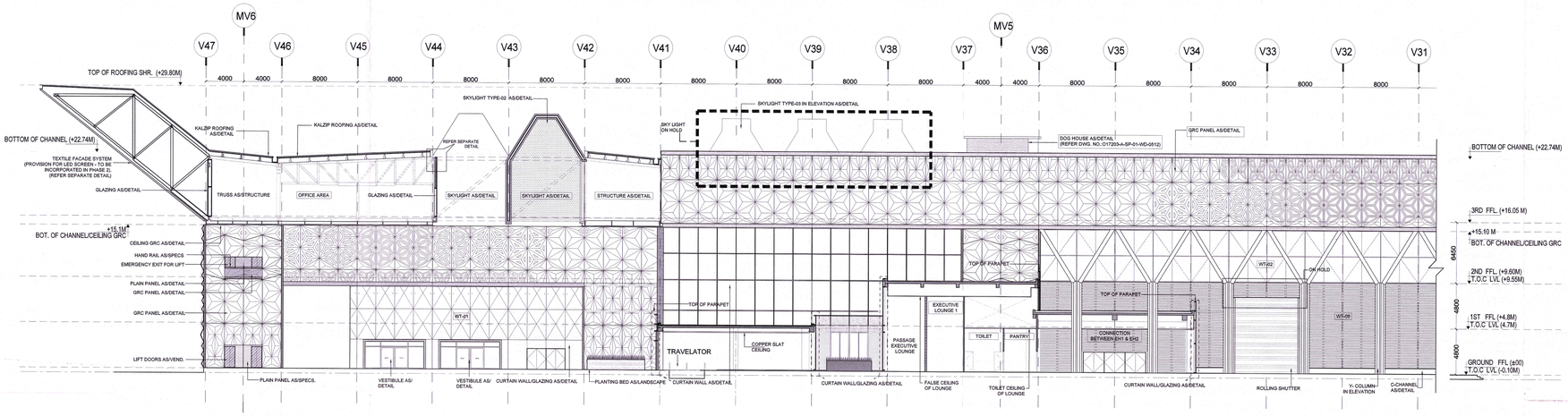

ELEVATION (DETAIL-A)
SCALE _ 1:200

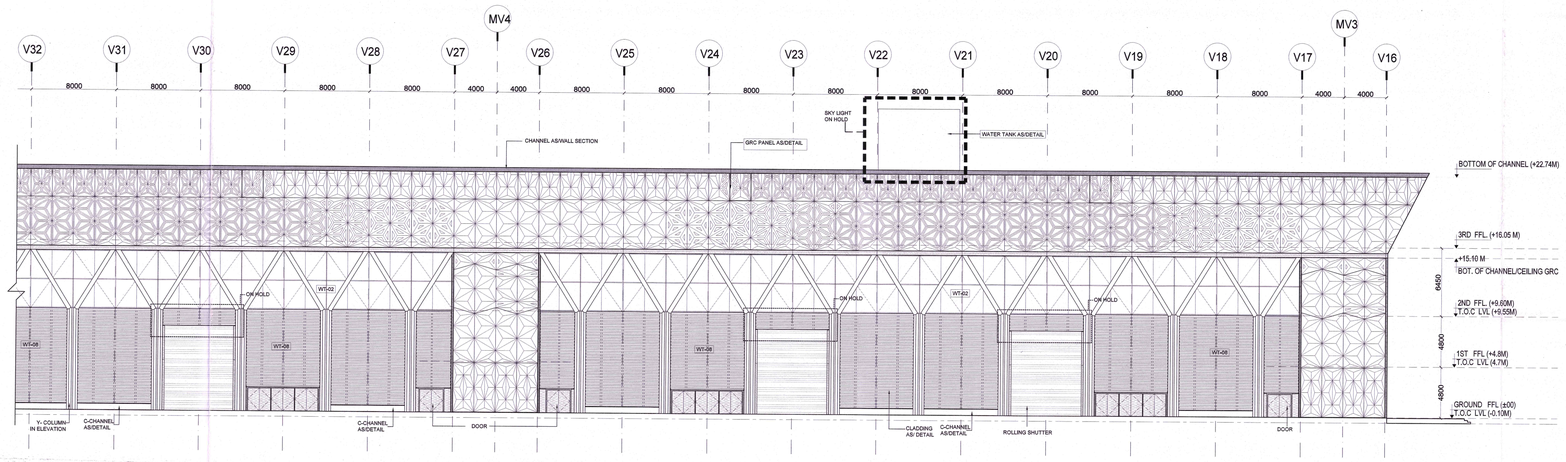

ELEVATION (DETAIL-B)
SCALE _ 1:200

NOTES:

1. ALL DIMENSIONS ARE IN MILLIMETERS, LEVELS IN METERS AND ANGLES IN DEGREES UNLESS OTHERWISE NOTED.
2. THE DRAWING IS TO BE READ AND NOT TO BE SCALED, ONLY WRITTEN DIMENSIONS IN ALL CASES SHALL BE FOLLOWED.
3. THE DRAWING SHALL BE READ IN CONJUNCTION WITH ALL RELEVANT ARCHITECTURAL, STRUCTURAL AND SERVICE DRAWINGS.
4. ALL DIMENSIONS SHALL BE VERIFIED ON SITE PRIOR TO START OF WORK AND ANY DISCREPANCY SHALL BE BROUGHT TO THE NOTICE OF THE ARCHITECT.
5. 0.00 CORRESPONDENCE TO 213.9
6. FOR GRC DETAILS, REFER SEPARATE GRC PACKAGE.
7. FOR WALL TYPE DETAILS, REFER SEPARATE FACADE PACKAGE.

Wall Types	Description
WT-01	Horizontal Fin System ('X' Bracing start from first level of Aluminium Transom)
WT-02	Tension rod cable system
WT-08	Aluminium Siding with Bronze finish
WT-14	Horizontal Fin System ('X' Bracing start from GROUND FLOOR FFL TO +15.10 LVL)

Plain Panels as/ Specs

ALL FINISH (DOOR, ROLLING SHUTTER) WILL BE CAPTURED IN SEPARATE DOCUMENT AFTER GETTING APPROVAL FROM PEAC.

Key Plan

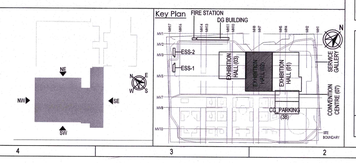

Owner / Employer

India International Convention & Exhibition Centre Limited
Room No. 452A, Ministry of Commerce & Industry, DIPP, Udyog Bhawan, New Delhi - 110011, India

Department of Industrial Policy and Promotion Ministry of Commerce & Industry Government of India

Knowledge Partner

Delhi Mumbai Industrial Corridor Development Corporation
Room No 341 B, 3rd Floor Hotel Ashok, Diplomatic Enclave, 50B Chankyapuri, New Delhi - 110021

Employer's Representative

Employer Engineer
Programme Management Consultant (PMC)
AECOM

Preliminary Engineering Architecture Consultants (PEAC)

idom
Av. Del Monasterio de El Escorial, 4, 28049 Madrid, Spain

CPKUKREJA ARCHITECTS
No.D-1, Ashirwad Building, Green Park, New Delhi, Delhi 110016, India

EPC Contractor

L&T Construction
Buildings & Factories
Mount Poonamallee Road, Manapakkam, P.B.No.979, Chennai – 600 089

EPC Contractor's Representatives

Design Consultant
Engineering Design and Research Center (EDRC)
L&T Construction - Buildings & Factories

Architectural Consultant
Arcop Associates Pvt. Ltd.
A-15, Pamposs Enclave , G.K.-I
New Delhi, Delhi 110048, India

Structural Proof Consultant
Indian Institute of Technology (IIT) Madras
Sardar Patel Rd, Opposite to C. L.R.I, Adyar, Chennai, Tamil Nadu 600036

MEP Proof Consultant
Egis India Consulting Engineers Pvt. Ltd.
Plot No. 66, Sector 32, Institutional Area, Opp: Deloitte Solutions, Gurugram, Haryana 122001

ICT Proof Consultant
CKR Consulting Engineers Pvt. Ltd.
#47/1, 3rd Floor, Narayana Arcade, Subbaramachetty Road, Nellikappa Circle, Basavanagudi, Bengaluru – 560004

Certification

EPC Contractor
Design Consultant
Architectural Consultant
Proof Consultant: Structural | MEP | ICT
PEAC
Issued by: Employer / Employer's Engineer

Reviewed GFC drawing prepared by Contractor and has been issued for GFC

REV	DESCRIPTION	DATE	DSGN	DRWN	CHKD	APPD
R0	ISSUED FOR GFC	13.09.19	NI	RI	KA	VK

Revisions

ARCHITECTURE		FPS			
STRUCTURAL		PNE			
ELECTRICAL		GEOTECH			
ELV SYSTEM					
HVAC					
CHECKED BY	SIGN	DATE	CHECKED BY	SIGN	DATE

EPC Contractor: L&T Construction Buildings & Factories

JOB No : 017203

Project Name
DESIGN AND CONSTRUCTION OF INDIA INTERNATIONAL CONVENTION & EXPO CENTRE
SECTOR 25, DWARKA, NEW DELHI, INDIA

Drawing Status: GOOD FOR CONSTRUCTION
GOOD FOR CONSTRUCTION

Drawing No			Rev. No
A	02	0201	R0

Title :
EXHIBITION HALL - 2
ELEVATION NORTH EAST

EDRC DWG No : **017203-A-SP-02-WD-0201**

Scale	Sheet Size
1:500, 1:200	A0

This drawing is the property of L&T Construction, L&T-EDRC and must not be passed on to any person or body not authorized by us to receive it nor be copied or otherwise made use of/or in part by such person or body without our prior permission in writing.

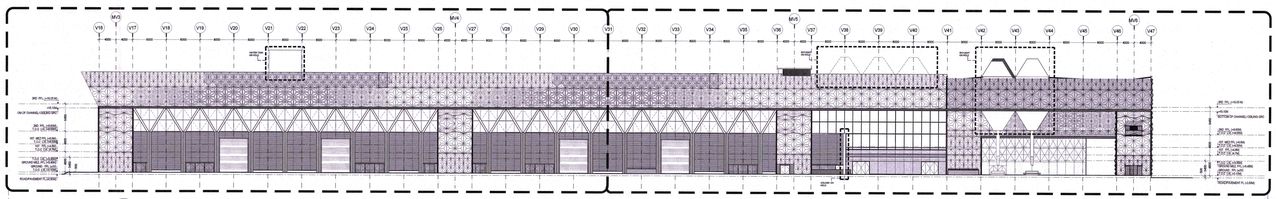

SOUTH WEST ELEVATION
SCALE _ 1:500

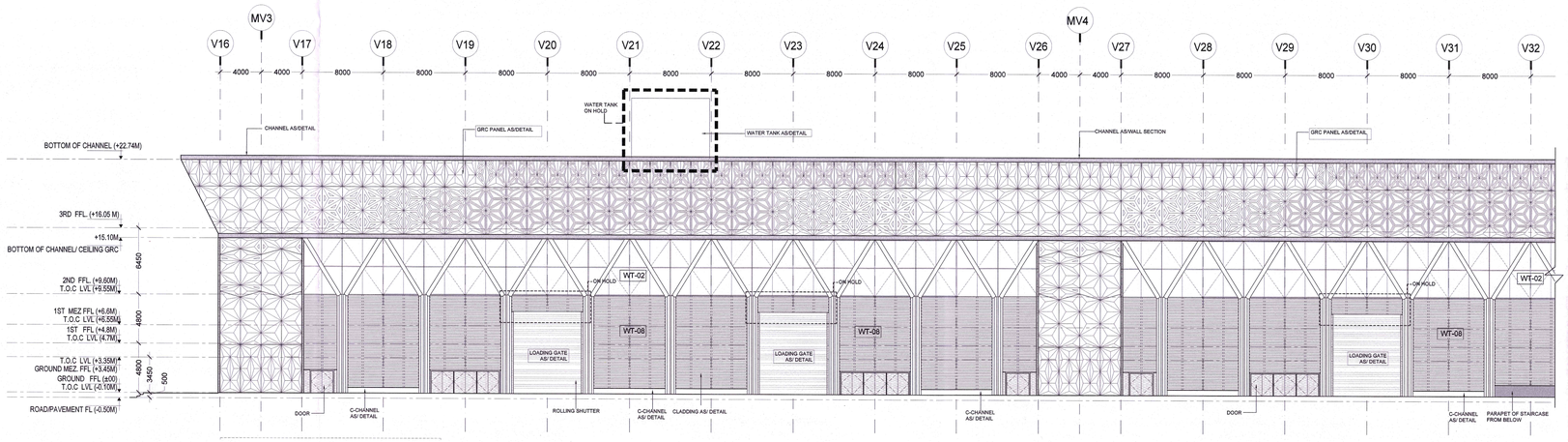

ELEVATION (DETAIL-A)
SCALE _ 1:200

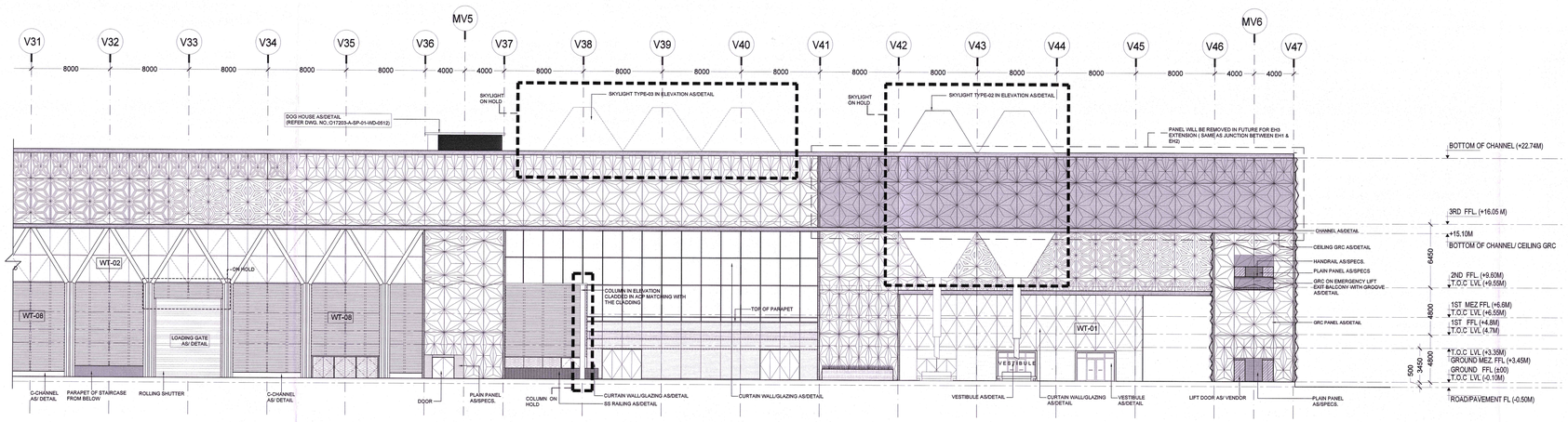

ELEVATION (DETAIL-B)
SCALE _ 1:200

NOTES:

1. ALL DIMENSIONS ARE IN MILLIMETERS. LEVELS IN METERS AND ANGLES IN DEGREES UNLESS OTHERWISE NOTED.
2. THE DRAWING IS TO BE READ AND NOT TO BE SCALED; ONLY WRITTEN DIMENSIONS IN ALL CASES SHALL BE FOLLOWED.
3. THE DRAWING SHALL BE READ IN CONJUNCTION WITH ALL RELEVANT ARCHITECTURAL, STRUCTURAL AND SERVICE DRAWINGS.
4. ALL DIMENSIONS SHALL BE VERIFIED ON SITE PRIOR TO START OF WORK AND ANY DISCREPANCY SHALL BE BROUGHT TO THE NOTICE OF THE ARCHITECT.
5. 0.00 CORRESPONDENCE TO 213.9
6. FOR GRC DETAILS, REFER SEPARATE GRC PACKAGE.
7. FOR WALL TYPE DETAILS, REFER SEPARATE FACADE PACKAGE.

Wall Types	Description
WT-01	Horizontal Fin System ('X' Bracing start from first level of Aluminium Transom)
WT-02	Tension rod cable system
WT-08	Aluminium Siding with Bronze finish
WT-14	Horizontal Fin System ('X' Bracing start from GROUND FLOOR FFL TO +15.10 LVL)

Plain Panels as/ Specs

ALL FINISH (DOOR, ROLLING SHUTTER) WILL BE CAPTURED IN SEPARATE DOCUMENT AFTER GETTING APPROVAL FROM PEAC.

Owner / Employer

India International Convention & Exhibition Centre Limited
Room No. 452A, Ministry of Commerce & Industry, DIPP, Udyog Bhawan, New Delhi - 110011, India

Department of Industrial Policy and Promotion Ministry of Commerce & Industry Government of India

Knowledge Partner

Delhi Mumbai Industrial Corridor Development Corporation
Room No. 341 B, 3rd Floor Hotel Ashok, Diplomatic Enclave, 50B Chankyapuri, New Delhi - 110021

Employers Representative

Employer Engineer

Programme Management Consultant (PMC)

AECOM

Preliminary Engineering Architecture Consultants (PEAC)

idom
Av. Del Monasterio de El Escorial, 4, 28049 Madrid, Spain

CPKUKREJA ARCHITECTS
No.D-1, Ashirwad Building, Green Park, New Delhi, Delhi 110016, India

EPC Contractor

L&T Construction
Buildings & Factories
Mount Poonamallee Road, Manapakkam, P.B.No.979, Chennai - 600 089

EPC Contractor's Representatives

Design Consultant

Engineering Design and Research Center (EDRC)
L&T Construction - Buildings & Factories

Architectural Consultant

ARCOP
Arcop Associates Pvt. Ltd.
A-15, Pampose Enclave , G.K.-I
New Delhi, Delhi 110048, India

Structural Proof Consultant

Indian Institute of Technology (IIT) Madras
Sardar Patel Rd, Opposite to C, LIU, Adyar, Chennai, Tamil Nadu 600036

MEP Proof Consultant

egis
Egis India Consulting Engineers Pvt. Ltd.
Plot No. 66, Sector 32, Institutional Area, Opp: Zenotis Solutions, Gurugram, Haryana 122001

ICT Proof Consultant

CKR
CKR Consulting Engineers Pvt. Ltd.
#47/1, 3rd Floor, Narayana Arcade, Subbaramachetty Road, Nallulappa Circle, Basavanagudi, Bengaluru - 560004

Certification

EPC Contractor

Design Consultant

Architectural Consultant

Proof Consultant

Structural	MEP	ICT

PEAC

Reviewed EPC drawing prepared by Contractor and assumed on planning aspects and parameters have been adopted by:

Issued by:
Employer / Employer's Engineer

REV	DESCRIPTION	DATE	DSGN	DRWN	CHKD	APPD
R0	ISSUED FOR GFC	13.09.19	NI	RI	KA	VK

Revisions

ARCHITECTURE		FPS	
STRUCTURAL		PNE	
ELECTRICAL		GEOTECH	
ELV SYSTEM			
HVAC			
CHECKED BY	SIGN DATE	CHECKED BY	SIGN DATE

EPC Contractor
L&T Construction
Buildings & Factories

JOB No : O17203

Project Name
DESIGN AND CONSTRUCTION OF INDIA INTERNATIONAL CONVENTION & EXPO CENTRE
SECTOR 25, DWARKA, NEW DELHI, INDIA

Drawing Status: GOOD FOR CONSTRUCTION
GOOD FOR CONSTRUCTION

Drawing No			Rev. No
A	02	0202	R0

Title :
EXHIBITION HALL - 2
ELEVATION SOUTH WEST

Key Plan

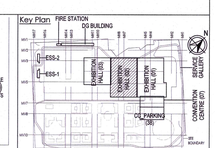

EDRC DWG No :	Scale	Sheet Size
O17203-A-SP-02-WD-0202	1:500, 1:200	A0

This drawing is the property of L&T Construction, EDRC (EDRC) and must not be passed on to any person or body not authorised by us to receive it nor be copied or otherwise made use either in full or in part by such person or body without our prior permission in writing.