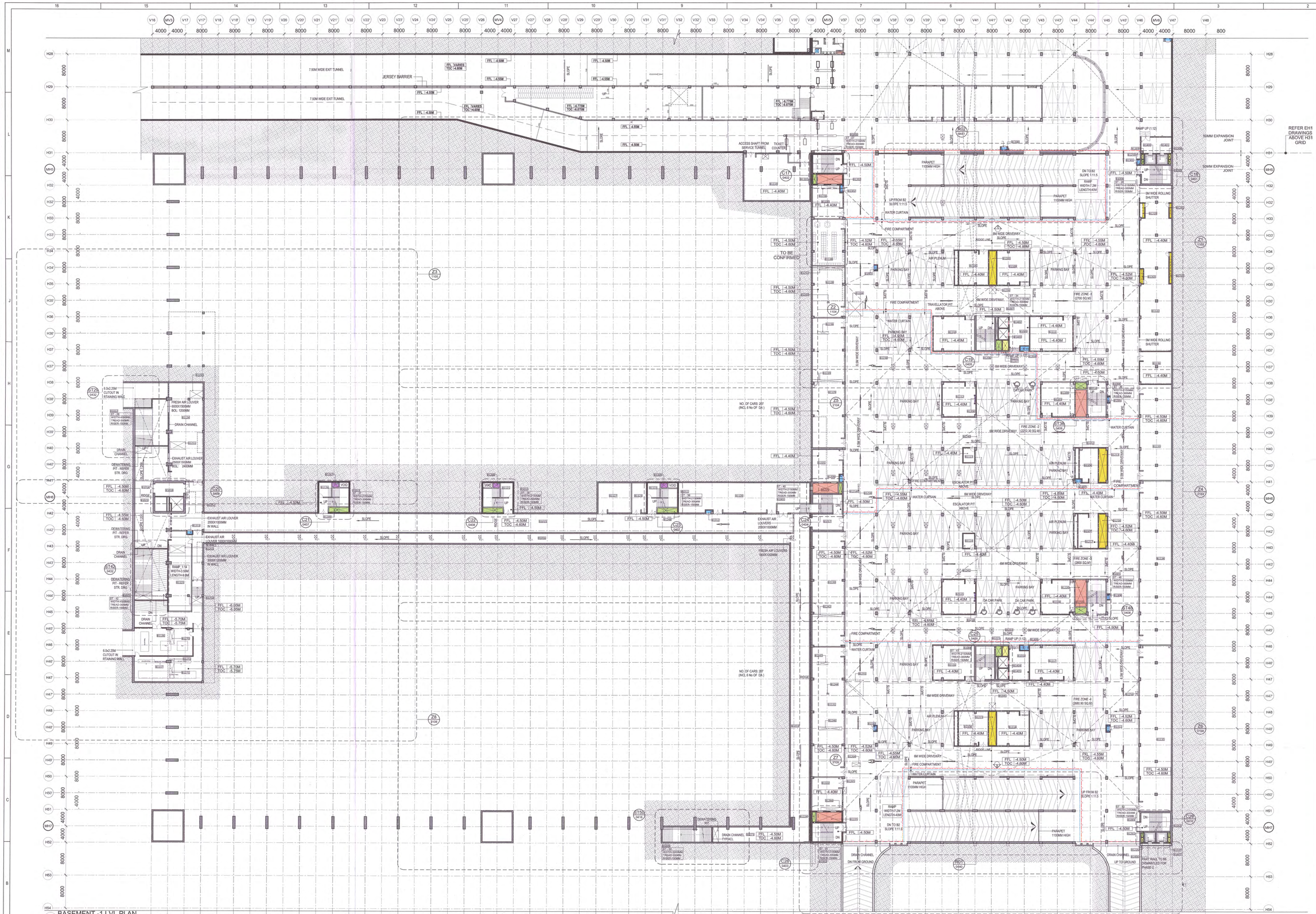

BASEMENT -1 LVL PLAN
SCALE 1:300

NORTH:

LEGEND:
- RC WALL / COLUMN
- 200mm THK BLOCK WORK
- SLOPE
- GRID LINE
- FIRE COMPARTMENT
- WATER CURTAIN

ABBREVIATION:
FFL - FINISHED FLOOR LEVEL
FRL - FORMED ROAD LEVEL
FPL - FORMED PAVEMENT LEVEL
FHC - FIRE HOSE CABINET
LVL - LEVEL
ELEC - ELECTRICAL
ELV - EXTRA LOW VOLTAGE
AHU - AIR HANDLING UNIT
PHE - PUBLIC HEALTH ENGINEERING
TOC - TOP OF CONCRETE LEVEL
DWF - DRINKING WATER FOUNTAIN
JAN - JANITOR AREA
SWP - SEWAGE WASTE PIT
H.C - HVAC CUT OUT 800 x 800
BL - BLEEVES FOR DOWN TAKE PIPES
E.C.1 - ELECTRICAL CUTOUT(5000X1000)
E.C.2 - ELECTRICAL CUTOUT(5000X1200)

NOTES:
1. ALL DIMENSIONS ARE IN MILLIMETERS, LEVELS IN METERS AND ANGLES IN DEGREES UNLESS OTHERWISE NOTED.
2. THE DRAWING IS TO BE READ AND NOT TO BE SCALED; ONLY WRITTEN DIMENSIONS IN ALL CASES SHALL BE FOLLOWED.
3. THE DRAWING SHALL BE READ IN CONJUNCTION WITH ALL RELEVANT ARCHITECTURAL, STRUCTURAL AND SERVICE DRAWINGS.
4. ALL DIMENSIONS SHALL BE VERIFIED ON SITE PRIOR TO START OF WORK AND ANY DISCREPANCY SHALL BE BROUGHT TO THE NOTICE OF THE ARCHITECT.
5. TYPICAL 8/200 LVL CORRESPONDENCE TO +213.5M
6. ALL VENTILATION CUTOUT IN RETAINING WALL TO BE CO-ORDINATED WITH STRUCTURE DRAWING.
7. FEA CUTOUT 300MM X 300MM.
8. REFER SEPARATE DRAWING FOR ALL MASONRY WALL / DRY WALL PARTITION CUTOUTS
10. FOR ALL F.H.C & SERVICES REFER DETAIL SERVICES DRAWING.
11. FLOORING DROP AT DOOR ENTRIES TO BE BLENDED IN SLOPE

SNO.	TAG	ROOM	Xm	Ym	AREA
1	B1000	CORE - 17	7.15	7.15	51.12
2	B1001	CORE - 24	7.15	7.25	51.84
3	B1002	CORE - 28	7.15	7.15	51.12
4	B1003	CORE - 29	7.15	7.15	51.12
5	B1004	CORE - 25	7.80	8.15	63.57
6	B1005	STAIRCASE - 48	4.50	8.35	37.58
7	B1006	STAIRCASE - 36	4.50	8.35	37.58
8	B1007	CORE - 19	7.80	8.15	63.57
9	B1008	CORE - 18	7.15	7.15	51.12
10	B1009	LIFT LOBBY	4.80	8.35	40.08
11	B1010	LIFT LOBBY	4.80	8.35	40.08
12	B1011	CORE - 23	7.25	7.25	52.56
13	B1012	CORE - 22	7.25	7.25	52.56
14	B1013	CORE - 21	7.25	7.25	52.56
15	B1014	CORE - 20	5.95	6.95	48.30
16	B1015	EVACUATION CORRIDOR 2	142.72	4.50	642.24
17	B1016	ELECTRICAL GALLERY	142.77	2.40	342.65
18	B1017	EVACUATION LOBBY	7.95	4.00	29.40
19	B1018	LIFT LOBBY	6.95	3.25	22.59
20	B1019	EVACUATION CORRIDOR 3	4.50	79.75	358.88
21	B1020	STAIRCASE - 50	11.84	3.00	35.52
22	B1021	STAIRCASE - 42	4.20	11.40	47.88
23	B1022	STAIRCASE - 29	4.20	11.40	47.88
24	B1023	EVACUATION CORRIDOR 1	7.75	56.67	431.44
25	B1100	FAN EXHAUST ZONE	7.35	8.12	59.68
26	B1101	FAN EXHAUST ZONE	7.35	7.97	57.84
27	B1102	FAN EXHAUST ZONE	7.35	8.12	59.68
28	B1103	FAN EXHAUST ZONE	8.10	8.35	67.64
29	B1104	FAN EXHAUST ZONE	8.10	8.35	67.64
30	B1105	FAN SUPPLY ZONE	8.15	8.35	68.05
31	B1106	FAN SUPPLY ZONE	5.55	8.35	46.34
32	B1107	FAN SUPPLY ZONE	5.85	8.35	48.85
33	B1108	FAN SUPPLY ZONE	8.15	8.35	68.05
34	B1109	HRW	7.80	8.35	65.13
35	B1110	AHU ROOM	10.00	8.35	83.50
36	B1111	AHU ROOM	10.30	8.35	86.01
37	B1112	ELECTRICAL ROOM	8.10	8.35	67.64
38	B1113	STR ROOM	3.00	3.50	10.50
39	B1114	STR ROOM	2.70	3.50	9.45
40	B1115	ELECTRICAL ROOM	8.10	8.35	67.64
41	B1116	AHU ROOM	10.00	8.35	83.50
42	B1117	AHU ROOM	10.50	8.35	87.68
43	B1118	HRW	7.80	8.35	65.13
44	B1119	HVAC PUMP ROOM	15.95	11.53	183.90
45	B1120	ROOM FOR PNEUMATIC SCREW TANK	31.80	7.40	235.32
46	B1121	ICT ROOM	3.00	3.52	10.56
47	B1122	ICT ROOM	3.00	3.52	10.56
48	B1123	AHU	3.50	7.40	25.90
49	B1124	HVAC PUMP ROOM	6.60	23.97	206.14
50	B1125	STORAGE & FAN ROOM	5.82	19.77	115.06
51	B1126	ICT ROOM	3.00	3.52	10.56
52	B1127	UPS & BATTERY ROOM	9.00	7.40	59.20
53	B1128	SERVICES	7.80	12.3	96.02
54	B1129	SERVICES	7.80	31.85	266.87
55	B1130	SERVICES	7.80	27.52	214.66
56	B1131	SERVICES	7.80	31.85	266.87
57	B1132	COMPRESSED AIR PLANT ROOM	7.68	40.3	309.12
58	B1133	SERVICES	7.68	23.3	178.58
59	B1134	SERVICES	7.68	39.25	301.44
60	B1135	SERVICES	7.68	40.25	309.12
61	B1136	TRANSFORMER ROOM	7.68	7.8	59.90
62	B1137	LT PANEL ROOM	7.8	12.3	96.02
63	B1138	DRIVER'S LOUNGE	7.8	11.1	86.89
64	B1201	PRESSURISATION SHAFT	0.85	2.35	2.00
65	B1202	SMOKE EXHAUST SHAFT	6.10	2.35	14.34
66	B1203	PRESSURISATION SHAFT	0.69	1.07	0.67
67	B1204	PRESSURISATION SHAFT	0.69	1.07	0.67
68	B1205	SUPPLY AIR OUTCUT	1.75	8.14	14.26
69	B1206	PRESSURISATION SHAFT	1.45	2.45	3.55
70	B1207	PRESSURISATION SHAFT	1.26	2.45	3.31
71	B1208	ELEC. CUTOUT	0.30	1.80	0.54
72	B1209	SMOKE VENTILATION	2.70	6.90	17.01
73	B1210	PRESSURISATION SHAFT	2.70	1.55	4.19
74	B1212	ICT SHAFT	0.60	0.90	0.18
75	B1213	SUPPLY AIR SHAFT	1.75	8.15	14.26
76	B1214	PRESSURISATION SHAFT	0.85	2.45	2.08
77	B1215	SMOKE EXHAUST SHAFT	6.10	2.45	14.95
78	B1216	SUPPLY AIR SHAFT	1.75	7.50	13.13
79	B1217	ICT SHAFT	0.60	0.90	0.18
80	B1218	ELECTRICAL SHAFT	0.30	1.80	0.54
81	B1219	PRESSURISATION SHAFT	2.70	1.55	4.19
82	B1220	SMOKE VENTILATION	2.70	6.90	17.01
83	B1221	PRESSURISATION SHAFT	1.40	2.45	3.43
84	B1222	PRESSURISATION SHAFT	1.40	2.45	3.43
85	B1223	SUPPLY AIR CUTOUT	1.75	8.15	14.26
86	B1224	PRESSURISATION SHAFT	0.85	2.35	2.00
87	B1225	SMOKE EXHAUST SHAFT	6.10	2.35	14.34
88	B1226	PRESSURISATION SHAFT	0.69	1.07	0.67
89	B1227	PRESSURISATION SHAFT	0.69	1.07	0.67
90	B1228	PHE SHAFT ABOVE	5.05	0.90	4.55

SERVICE SHAFT LEGEND:-
- ELECTRICAL / LV
- HVAC FRESH AIR
- LIFT LOBBY PRESS
- PLU / FEA / RWP
- HVAC EXHAUST AIR
- STAIRCASE PRESS

Key Plan

India International Convention & Exhibition Centre Limited
Room No. 402A, Ministry of Commerce & Industry, DIPP, Udyog Bhawan, New Delhi - 110011, India

Department of Industrial Policy and Promotion Ministry of Commerce & Industry Government of India

Knowledge Partner
Delhi Mumbai Industrial Corridor Development Corporation
Room No.345 B, 3rd Floor Hotel Ashok, Diplomatic Enclave, 50B Chanakyapuri, New Delhi - 110021

Employer Engineer
Programme Management Consultant (PMC)
AECOM

Preliminary Engineering Architecture Consultants (PEAC)
idom — Av. Del Monasterio de B Escorial, 4, 28049 Madrid, Spain
CPKUKREJA ARCHITECTS — No.D-1, Abhishrut Building, Green Park, New Delhi, Delhi 110016, India

L&T Construction Buildings & Factories
Mount Poonamallee Road, Manapakkam, P.B.No.979, Chennai - 600 089

Design Consultant
Engineering Design and Research Center (EDRC)
L&T Construction - Buildings & Factories

Architectural Consultant
ARCOP — Arcop Associates Pvt. Ltd., A-13, Pamposh Enclave , G.K.-I New Delhi, Delhi 110048, India

Structural Proof Consultant
Indian Institute of Technology (IIT) Madras, Sardar Patel Rd, Opposite to C. L.R.I, Adyar, Chennai, Tamil Nadu 600036

MEP Proof Consultant
egis — Egis India Consulting Engineers Pvt. Ltd., Plot No. 66, Sector 32, Institutional Area, Opp: Benelle Solutions, Gurugram, Haryana 122001

ICT Proof Consultant
CKR — CKR Consulting Engineers Pvt. Ltd., A411, 3rd Floor, Narayana Arcade, Subbaramashetty Road, Nelkalappa Circle, Ibbaravarapuli, Bengaluru - 560004

Certification

EPC Contractor		
Design Consultant		
Architectural Consultant		
Proof Consultant		
Structural	MEP	ICT

Reviewed GFC drawing prepared by Contractor and ensured that all preliminary aspects and parameters have been taken care.

PEAC — Signed on behalf of PEAC — Date: 24-05-19

Issued by:
Employer / Employer's Engineer

INCLUSION DUE TO KINTEX :
1. TEMPORARY RAMP ADDED COMING FROM GROUND FLOOR LEVEL

SNO.	TAG	ROOM	Xm	Ym	AREA
92	B1230	HVAC SHAFT	0.5	2.45	1.23
93	B1231	PIPING CEILING CUTOUT	0.5	1.45	0.73
94	B1232	PIPING CEILING CUTOUT	0.5	1.45	0.73
95	B1233	FIRE SHAFT ABOVE	0.55	0.75	0.41
96	B1234	ELECTRICAL CEILING SHAFT	0.55	0.55	0.30
97	B1235	RETURN AIR CUTOUT	1.54	1.92	2.95
98	B1236	RETURN AIR CUTOUT	1.54	1.92	2.95
99	B1237	RETURN AIR CUTOUT	1.54	1.92	2.95
100	B1238	ELECTRICAL CUTOUT	1.66	0.35	0.58
101	B1239	HVAC CUTOUT	0.95	0.95	0.91
102	B1240	PLUMBING SHAFT	1.25	1.60	4.76
103	B1241	RETURN AIR CUTOUT	1.25	1.25	1.56
104	B1242	RETURN AIR CUTOUT	1.25	1.25	1.56
105	B1243	PLUMBING SHAFT	1.65	0.75	1.16
106	B1244	ELECTRICAL CEILING SHAFT	0.55	0.35	0.19
107	B1245	RETURN AIR CUTOUT	1.55	1.87	2.90
108	B1246	PLUMBING SHAFT	1.15	0.74	0.85
109	B1248	PRESSURISATION SHAFT	1.45	1.17	1.57
110	B1249	PRESSURISATION SHAFT	1.45	1.17	1.57
111	B1250	PLUMBING SHAFT	1.13	1.85	1.93
112	B1251	PLUMBING SHAFT	1.17	1.55	1.57
113	B1252	SERVICE SHAFT	1.26	1.55	11.73
114	B1253	PLUMBING SHAFT	2.68	1.58	3.39
115	B1254	PLUMBING SHAFT	1.13	1.85	1.93
116	B1255	RETURN AIR CUTOUT	1.42	1.58	11.78
117	B1256	FBI CUTOUT	0.65	1.35	1.93
118	B1258	ELECTRICAL CUTOUT	1.30	1	1.30
119	B1259	PRESSURISATION SHAFT	1.63	1.57	1.57
120	B1260	PRESSURISATION SHAFT	1.63	1.57	1.57
121	B1261	PRESSURISATION SHAFT	1.63	1.57	1.57
122	B1262	PRESSURISATION SHAFT	1.63	1.57	1.57
123	B1263	HVAC SHAFT	1.5	2.45	3.74
124	B1264	PLUMBING SHAFT	2.35	0.55	1.29
125	B1265	PLUMBING SHAFT	0.85	1.45	1.15
126	B1266	PLUMBING SHAFT	1.55	1.55	4.03
127	B1267	ICT SHAFT	1.57	1.17	1.84
128	B1268	ICT SHAFT	1.57	1.17	1.84
129	B1269	ICT SHAFT	1.57	1.17	1.84
130	B1270	HVAC SHAFT	1.12	1.45	1.62
131	B1271	HVAC SHAFT	1.12	1.45	1.62
132	B1272	ELECTRICAL CUTOUT	1.13	0.45	0.51
133	B1273	EVACUATION CORRIDOR 4	1.1	1.45	1.61
134	B1390	FIRE EXTINGUISHER ASSEMBLY-2	0.65	0.75	0.13
135	B1391	FIRE EXTINGUISHER ASSEMBLY-1	0.65	0.75	0.13
136	B1392	FIRE EXTINGUISHER ASSEMBLY-1	0.65	0.75	0.13
137	B1393	FIRE EXTINGUISHER ASSEMBLY-1	0.65	0.75	0.13
138	B1394	FIRE EXTINGUISHER ASSEMBLY-2	1.25	0.75	1.86
139	B1395	FIRE EXTINGUISHER ASSEMBLY-1 A	1.25	0.75	0.93
140	B1396	FIRE EXTINGUISHER ASSEMBLY-2	0.75	0.75	1.29
141	B1397	FIRE EXTINGUISHER ASSEMBLY-1	0.75	0.75	1.29
142	B1398	FIRE EXTINGUISHER ASSEMBLY-1A	1.65	0.75	1.72
143	B1399	FIRE EXTINGUISHER ASSEMBLY-1	0.65	0.75	0.13
144	B1310	FIRE EXTINGUISHER ASSEMBLY-2	0.75	0.75	1.29
145	B1311	FIRE EXTINGUISHER ASSEMBLY-2	0.75	0.75	1.29
146	B1312	FIRE EXTINGUISHER ASSEMBLY-1	1.25	0.75	1.72
147	B1313	FIRE EXTINGUISHER ASSEMBLY-1	1.25	0.75	1.72
148	B1400	LIFT	2.55	2.45	6.49
149	B1401	LIFT	2.35	2.55	6.23
150	B1402	LIFT	2.35	2.55	6.23
151	B1403	LIFT	2.35	2.55	6.23
152	B1404	LIFT	2.35	2.55	6.23
153	B1405	LIFT	2.35	2.55	6.23
154	B1406	LIFT	2.45	2.35	6.23
155	B1407	LIFT	2.35	2.55	6.23

REV	DESCRIPTION	DATE	DSGN	DRWN	CHKD	APPD
R0	ISSUED FOR GFC	20.05.19	VA	AB	VK	

Revisions

ARCHITECTURE		FPS	
STRUCTURAL		PHE	
ELECTRICAL		GEOTECH.	
ELV SYSTEM			
HVAC			
CHECKED BY	SIGN	DATE	CHECKED BY	SIGN	DATE

EPC Contractor
L&T Construction Buildings & Factories

JOB No : O17203

Project Name
DESIGN AND CONSTRUCTION OF INDIA INTERNATIONAL CONVENTION & EXPO CENTRE
SECTOR 25, DWARKA, NEW DELHI, INDIA

Drawing Status: GOOD FOR CONSTRUCTION
GOOD FOR CONSTRUCTION

Drawing No			Rev. No
A	02	0003	R0

Title :
EXHIBITION HALL - 2
FOYER BASEMENT 1 [LVL - 4.50M]

EDRC DWG No : O17203-A-SP-02-WD-0003

Scale	Sheet Size
1:300	A0

This drawing is the property of L&T Construction, EDRC-ERC and should be passed on to any person or body not authorised by us to receive it nor be copied or otherwise made use either in full or in part by such person or body without our prior permission in writing.

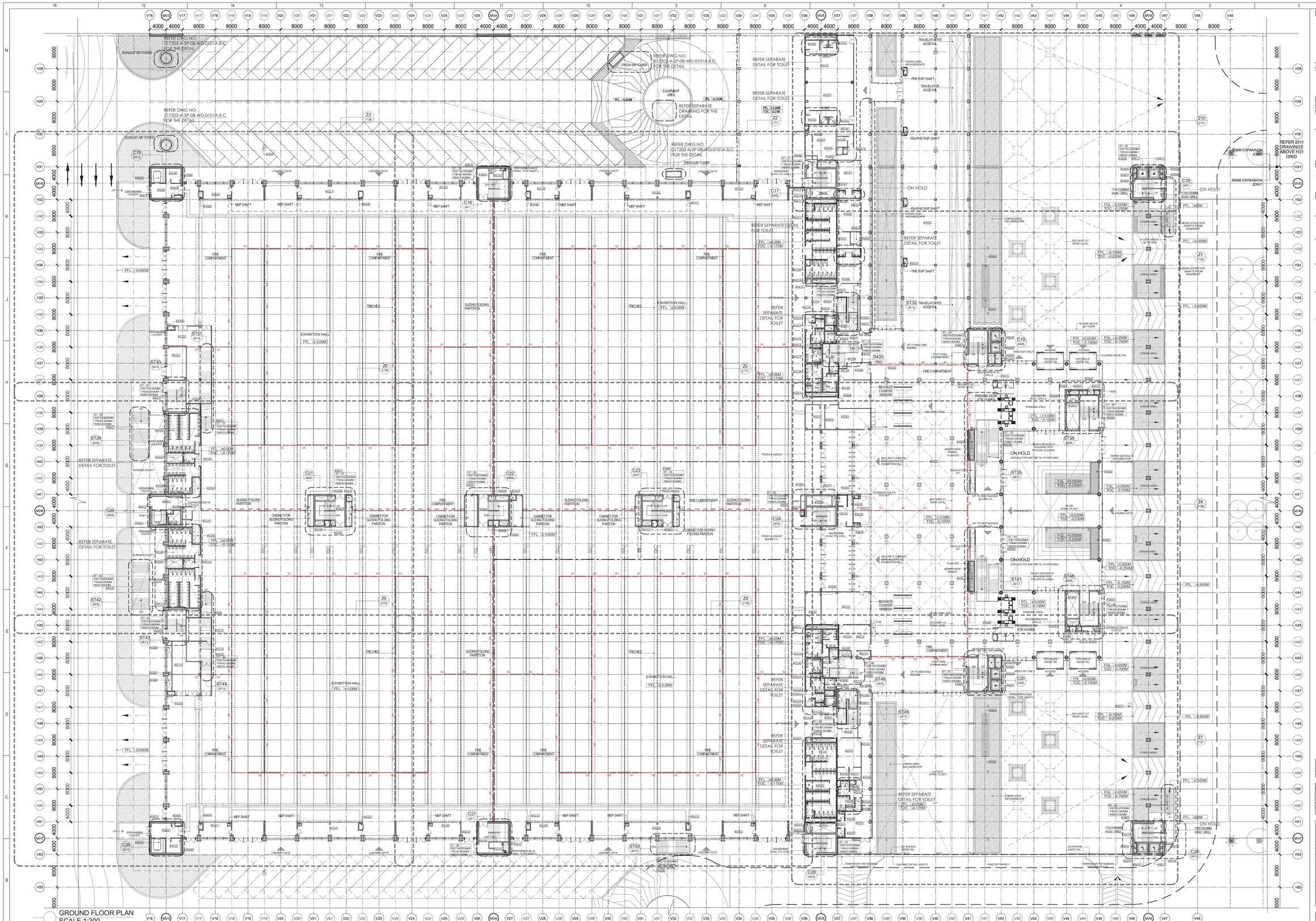

GROUND FLOOR PLAN
SCALE 1:300

NORTH:

LEGEND:
- RC WALL / COLUMN
- 200mm THK BLOCK WORK
- GRID LINE
- SMOKE CURTAIN

ABBREVIATION:
- FFL - FINISHED FLOOR LEVEL
- FRL - FORMED ROAD LEVEL
- FPL - FORMED PAVEMENT LEVEL
- FEA - FIRE EQUIPMENT AREA
- LVL - LEVEL
- ELEC- ELECTRICAL
- ELV - EXTRA LOW VOLTAGE
- AHU - AIR HANDLING UNIT
- PHE - PUBLIC HEALTH ENGINEERING
- TOC - TOP OF CONCRETE
- HC - HVAC CUTOUT 900X900
- FCP - FUTURE COLUMN PROVISION
- FGL - FINISHED GREEN LEVEL

NOTES:
1. ALL DIMENSIONS ARE IN MILLIMETERS, LEVELS IN METERS AND ANGLES IN DEGREES UNLESS OTHERWISE NOTED.
2. THE DRAWING IS TO BE READ AND NOT TO BE SCALED; ONLY WRITTEN DIMENSIONS IN ALL CASES SHALL BE FOLLOWED.
3. THE DRAWING SHALL BE READ IN CONJUNCTION WITH ALL RELEVANT ARCHITECTURAL, STRUCTURAL AND SERVICE DRAWINGS.
4. ALL DIMENSIONS SHALL BE VERIFIED ON SITE PRIOR TO START OF WORK AND ANY DISCREPANCY SHALL BE BROUGHT TO THE NOTICE OF THE ARCHITECT.
5. 0.00 CORRESPONDENCE TO 21.3.9
6. OUTSIDE LEVELS TO BE READ ALONG LANDSCAPE DRAWING.

SHEET NOTES:
1. FOR EXHIBITION HALL WALL TYPE DETAILS, REFER DWG NO. A-0515.
2. FOR DOOR WINDOW SCHEDULE, REFER DWG NO. A-0501.
3. ALL ELEVATOR DOOR OPENINGS ARE TENTATIVE. IT SHALL BE CONFIRMED WITH VENDOR SHOP DWG.
4. REFER SEPARATE DWGS FOR INTERIOR ELEVATION

S.No.	TAG	ROOM	X(m)	Y(m)	AREA
1	F0000	CORE-17	7.15	4.50	32.18
2	F0001	CORE-26	7.15	4.50	32.18
3	F0002	CORE-25	7.15	4.50	32.18
4	F0003	CORE-16	7.15	4.50	32.18
5	F0004	CORE-05	4.50	5.38	24.18
6	F0005	STAIRCASE - 4B	4.50	5.38	31.86
7	F0006	STAIRCASE - 3B	4.50	5.38	31.86
8	F0007	CORE-04	4.50	5.38	24.18
9	F0008	CORE-18	7.15	4.50	32.18
10	F0009	CORE-03	7.25	4.50	32.63
11	F0010	CORE-02	7.25	4.50	32.63
12	F0011	CORE-01	7.25	4.50	32.63
13	F0012	CORE-15	7.25	4.50	32.63
14	F0013	CORE-14	7.25	4.50	32.63
15	F0014	CORE-06	7.25	4.50	32.63
16	F0015	CORE-13	7.25	4.50	32.63
17	F0016	CORE-07	7.25	4.50	32.63
18	F0017	STAIRCASE - 2D	4.20	11.40	47.88
19	F0018	STAIRCASE - 2C	4.20	11.40	47.88
20	F0019	STAIRCASE - 3C	4.50	5.38	31.86
21	F0020	STAIRCASE - 4C	4.50	5.50	34.38
22	F0021	STAIRCASE - 4D	4.50	5.38	40.36
23	F0022	STAIRCASE - 4A	2.0	10.58	41.22
24	F0023	STAIRCASE-5D	7.95	3.57	24.22
25	F0024	STAIRCASE-5C	4.79	5.50	39.76
26	F0025	STAIRCASE-5B	4.79	5.50	39.76
27	F0026	STAIRCASE-4E	5.65	4.50	38.11
28	F0027	STAIRCASE-4F	4.75	11.50	54.67
29	F0028	STAIRCASE-4G	4.75	13.00	74.52
30	F0029	STAIRCASE-5A	5.40	13.00	74.52
31	F0030	STAIRCASE-5E	5.40	13.00	74.52
32	F0031	CORRIDOR	7.25	3.95	26.74
33	F0032	CORRIDOR	7.25	1.25	8.46
34	F0033	CORRIDOR	2.50	1.25	16.00
35	F0034	CORRIDOR	2.50	1.25	16.00
36	F0035	CORRIDOR	2.50	1.25	16.00
37	F0036	CORRIDOR	2.50	1.25	16.00
38	F0037	CORRIDOR	2.50	1.25	16.00
39	F0038	STR ROOM	1.85	1.67	13.00
40	F0039	STORAGE	10.77	19.67	200.69
41	F0040	STORAGE - FIRE FIGHTING	4.50	4.50	20.25
42	F0041	STORAGE	4.50	4.50	20.25
43	F0042	TOILET (FEMALE)	2.50	3.50	8.00
44	F0043	TOILET (FEMALE)	2.50	3.50	8.00
45	F0044	STORE ROOM	1.39	4.17	5.80
46	F0045	STORE ROOM	1.39	4.17	5.80
47	F0046	STORE ROOM	1.39	4.17	5.80
48	F0047	STORE ROOM	2.39	4.17	9.97
49	F0048	STORE ROOM	2.39	4.17	9.97
50	F0049	STORE ROOM	2.39	4.17	9.97
51	F0050	STORE ROOM	2.39	4.17	9.97
52	F0051	STORE ROOM	2.39	4.17	9.97
53	F0052	STORE ROOM	2.39	4.17	9.97
54	F0053	STORE ROOM	2.39	4.17	9.97
55	F0054	STORE ROOM	2.39	4.17	9.97
56	F0055	STORE ROOM	2.39	4.17	9.97
57	F0056	STORE ROOM	2.39	4.17	9.97
58	F0057	STORE ROOM	2.39	4.17	9.97
59	F0058	STORE ROOM	2.39	4.17	9.97
60	F0059	STORE ROOM	2.39	4.17	9.97
61	F0060	STORE ROOM	2.39	4.17	9.97
62	F0061	STORE ROOM	2.39	4.17	9.97
63	F0062	STORE ROOM	2.39	4.17	9.97
64	F0063	STORE ROOM	2.39	4.17	9.97
65	F0064	STORE ROOM	2.39	4.17	9.97
66	F0065	STORE ROOM	2.39	4.17	9.97
67	F0066	CORE-17	7.15	4.50	32.18
68	F0067	CORE-26	7.15	4.50	32.18
69	F0068	CORE-25	7.15	4.50	32.18
70	F0069	CORE-16	7.15	4.50	32.18
71	F0070	STAIRCASE-5D	7.95	3.57	24.22
72	F0071	STAIRCASE-5C	4.79	5.50	39.76
73	F0072	STAIRCASE-5B	4.79	5.50	39.76
74	F0073	STAIRCASE-4E	5.65	4.50	38.11
75	F0074	STAIRCASE-4F	4.75	11.50	54.67
76	F0075	STAIRCASE-4G	4.75	13.00	74.52
77	F0076	STAIRCASE-5A	5.40	13.00	74.52
78	F0077	STAIRCASE-5E	5.40	13.00	74.52
79	F0078	CORRIDOR	7.25	3.95	26.74
80	F0079	CORRIDOR	7.25	1.25	8.46
81	F0080	CORRIDOR	2.50	1.25	16.00
82	F0081	CORRIDOR	2.50	1.25	16.00
83	F0082	CORRIDOR	2.50	1.25	16.00
84	F0083	CORRIDOR	2.50	1.25	16.00
85	F0084	CORRIDOR	2.50	1.25	16.00
86	F0085	STR ROOM	1.85	1.67	13.00
87	F0086	STORAGE	10.77	19.67	200.69
88	F0087	STORAGE - FIRE FIGHTING	4.50	4.50	20.25
89	F0088	STORAGE	4.50	4.50	20.25
90	F0089	TOILET (FEMALE)	2.50	3.50	8.00
91	F0090	TOILET (FEMALE)	2.50	3.50	8.00
92	F0091	STORE ROOM	1.39	4.17	5.80
93	F0092	STORE ROOM	1.39	4.17	5.80
94	F0093	STORE ROOM	1.39	4.17	5.80
95	F0094	STORE ROOM	2.39	4.17	9.97
96	F0095	STORE ROOM	2.39	4.17	9.97
97	F0096	STORE ROOM	2.39	4.17	9.97
98	F0097	STORE ROOM	2.39	4.17	9.97
99	F0098	STORE ROOM	2.39	4.17	9.97
100	F0099	STORE ROOM	2.39	4.17	9.97
101	F0100	STORE ROOM	2.39	4.17	9.97
102	F0101	STORE ROOM	2.39	4.17	9.97
103	F0102	STORE ROOM	2.39	4.17	9.97
104	F0103	STORE ROOM	2.39	4.17	9.97
105	F0104	STORE ROOM	2.39	4.17	9.97
106	F0105	STORE ROOM	2.39	4.17	9.97
107	F0106	STORE ROOM	2.39	4.17	9.97
108	F0107	STORE ROOM	2.39	4.17	9.97
109	F0108	STORE ROOM	2.39	4.17	9.97
110	F0109	TOILET (FEMALE)	3.67	3.67	61.00
111	F0110	TOILET (MALE)	2.3	2.3	9.05
112	F0111	TOILET (STAFF FEMALE)	3.25	3.25	10.56
113	F0112	TOILET (STAFF MALE)	3.25	3.25	10.56
114	F0113	LAUNDRY ROOM	5.36	4.67	25.03
115	F0114	TOILET (STAFF FEMALE)	3.25	3.25	10.56
116	F0115	DITR ROOM	2.50	1.25	16.00
117	F0116	TOILET (STAFF MALE)	3.25	3.25	10.56
118	F0117	TOILET (FEMALE)	3.67	3.67	61.00
119	F0118	OFFICE	15.05	3.71	55.90
120	F0119	WOMEN'S REST ROOM	7.61	3.71	28.25
121	F0120	TOILET (FEMALE)	7.46	8.8	65.66
122	F0121	TOILET (MALE)	7.46	8.8	65.66
123	F0122	LIFT LOBBY	3.5	1.75	6.13
124	F0123	LAUNDRY ROOM	2.00	1.77	4.07
125	F0124	TOILET (HANDICAP)	2.15	2.8	4.76
126	F0125	TOILET (STAFF FEMALE)	3.25	3.45	11.04
127	F0126	TOILET (STAFF MALE)	3.25	3.45	11.04
128	F0127	LIFT LOBBY	3.5	1.75	6.13
129	F0128	TOILET (FEMALE)	3.67	3.67	61.00
130	F0129	TOILET (HANDICAP)	2.15	2.8	4.76
131	F0130	TOILET (MALE)	7.46	8.8	65.66
132	F0131	TOILET (FEMALE)	7.46	8.8	65.66
133	F0132	WOMEN'S REST ROOM	7.61	3.71	28.25
134	F0133	OFFICE	15.05	3.71	55.90
135	F0134	DITR ROOM	2.50	1.25	16.00
136	F0135	TOILET (FEMALE)	3.67	3.67	61.00
137	F0136	TOILET (HANDICAP)	2.15	2.8	4.76
138	F0137	LAUNDRY ROOM	1.97	1.85	3.66
139	F0138	LAUNDRY ROOM	2.00	1.77	4.07
140	F0139	LAUNDRY ROOM	2.00	1.77	4.07
141	F0140	TOILET (STAFF FEMALE)	3.25	3.25	10.56
142	F0141	TOILET (STAFF MALE)	3.25	3.25	10.56
143	F0142	TOILET (FEMALE)	4.6	8.89	61.94
144	F0143	STR ROOM	3.50	1.25	8.75
145	F0144	STR ROOM	3.50	1.25	8.75
146	F0145	WOMEN'S REST ROOM	7.61	3.71	28.25
147	F0146	OFFICE	15.05	3.71	55.90
148	F0147	OFFICE	15.05	3.71	55.90
149	F0148	WOMEN'S REST ROOM	7.61	3.71	28.25
150	F0149	WOMEN'S REST ROOM	7.61	3.71	28.25
151	F0150	WOMEN'S REST ROOM	7.61	3.71	28.25
152	F0151	WOMEN'S REST ROOM	7.61	3.71	28.25
153	F0152	WOMEN'S REST ROOM	7.61	3.71	28.25
154	F0153	WATER COOLER	1.3	4.17	5.80
155	F0154	WATER COOLER	1.3	4.17	5.80
156	F0155	WATER COOLER	1.3	4.17	5.80
157	F0156	WATER COOLER	1.3	4.17	5.80
158	F0157	TRADUCTION CABIN	3.16	4.06	12.80
159	F0158	TRADUCTION CABIN	2.54	2.87	7.29
160	F0159	TRADUCTION CABIN	2.54	2.87	7.29
161	F0160	TOILET (FEMALE)	3.8	3.35	13.08
162	F0161	TOILET (FEMALE)	3.8	3.35	13.08
163	F0162	LIFT LOBBY	5.26	2.85	14.79
164	F0163	LIFT LOBBY	5.26	2.85	14.79
165	F0164	CLEAN ROOM	2.85	1.85	5.27
166	F0165	TOILET (FEMALE)	4.6	8.89	61.94
167	F0166	STR ROOM	3.50	1.25	8.75
168	F0167	STR ROOM	3.50	1.25	8.75
169	F0168	WOMEN'S REST ROOM	7.61	3.71	28.25
170	F0169	OFFICE	15.05	3.71	55.90
171	F0170	OFFICE	15.05	3.71	55.90
172	F0171	WOMEN'S REST ROOM	7.61	3.71	28.25
173	F0172	WOMEN'S REST ROOM	7.61	3.71	28.25
174	F0173	WOMEN'S REST ROOM	7.61	3.71	28.25
175	F0174	WOMEN'S REST ROOM	7.61	3.71	28.25
176	F0175	WOMEN'S REST ROOM	7.61	3.71	28.25
177	F0176	WATER COOLER	1.3	4.17	5.80
178	F0177	WATER COOLER	1.3	4.17	5.80
179	F0178	WATER COOLER	1.3	4.17	5.80
180	F0179	WATER COOLER	1.3	4.17	5.80
181	F0180	TOILET (FEMALE)	3.67	3.67	61.00
182	F0181	TOILET (HANDICAP)	2.15	2.8	4.76
183	F0182	TOILET (MALE)	7.46	8.8	65.66
184	F0183	TOILET (FEMALE)	7.46	8.8	65.66
185	F0184	WOMEN'S REST ROOM	7.61	3.71	28.25
186	F0185	OFFICE	15.05	3.71	55.90
187	F0186	OFFICE	15.05	3.71	55.90
188	F0187	WOMEN'S REST ROOM	7.61	3.71	28.25
189	F0188	WOMEN'S REST ROOM	7.61	3.71	28.25
190	F0189	WOMEN'S REST ROOM	7.61	3.71	28.25
191	F0190	WOMEN'S REST ROOM	7.61	3.71	28.25
192	F0191	WATER COOLER	1.3	4.17	5.80
193	F0192	WATER COOLER	1.3	4.17	5.80
194	F0193	WATER COOLER	1.3	4.17	5.80
195	F0194	WATER COOLER	1.3	4.17	5.80
196	F0195	TOILET (FEMALE)	3.67	3.67	61.00
197	F0196	TOILET (HANDICAP)	2.15	2.8	4.76
198	F0197	TOILET (MALE)	7.46	8.8	65.66
199	F0198	TOILET (FEMALE)	7.46	8.8	65.66
200	F0199	CHANGING ROOM MALE	4.25	3.95	16.79
201	F0200	LAUNDRY ROOM	1.75	2.25	4.50
202	F0201	CHANGING ROOM FEMALE	4.25	3.95	16.79
203	F0202	LAUNDRY ROOM	1.75	2.25	4.50
204	F0203	CHANGING ROOM FEMALE	4.25	3.95	16.79
205	F0204	CHANGING ROOM MALE	4.25	3.95	16.79
206	F0205	WAITER ROOM	4.64	4.13	20.40
207	F0206	WAITER ROOM	4.64	4.13	20.40
208	F0207	DRAWER ROOM	6.64	7.11	41.92
209	F0208	DRAWER ROOM	6.64	7.11	41.92
210	F0209	DRAWER ROOM	6.64	7.11	41.92
211	F0210	TRADUCTION CABIN	2.87	3.00	8.61
212	F0211	TRADUCTION CABIN	2.87	3.00	8.61
213	F0212	TRADUCTION CABIN	2.87	3.00	8.61
214	F0213	TRADUCTION CABIN	2.87	3.00	8.61
215	F0214	TRADUCTION CABIN	2.87	3.00	8.61
216	F0215	TRADUCTION CABIN	2.87	3.00	8.61
217	F0216	TRADUCTION CABIN	2.87	3.00	8.61
218	F0217	TRADUCTION CABIN	2.87	3.00	8.61
219	F0218	TRADUCTION CABIN	2.87	3.00	8.61
220	F0219	TRADUCTION CABIN	2.87	3.00	8.61
221	F0220	TRADUCTION CABIN	2.87	3.00	8.61
222	F0221	TRADUCTION CABIN	2.87	3.00	8.61
223	F0222	DRAWER ROOM	6.64	7.11	41.92
224	F0223	DRAWER ROOM	6.64	7.11	41.92
225	F0224	DRAWER ROOM	6.64	7.11	41.92
226	F0225	DRAWER ROOM	6.64	7.11	41.92
227	F0226	DRAWER ROOM	6.64	7.11	41.92
228	F0227	DRAWER ROOM	6.64	7.11	41.92
229	F0228	DRAWER ROOM	6.64	7.11	41.92
230	F0229	DRAWER ROOM	6.64	7.11	41.92
231	F0230	DRAWER ROOM	6.64	7.11	41.92
232	F0231	DRAWER ROOM	6.64	7.11	41.92
233	F0232	DRAWER ROOM	6.64	7.11	41.92
234	F0233	DRAWER ROOM	6.64	7.11	41.92
235	F0234	FEMALE TOILET	1.95	1.85	3.61
236	F0235	MALE TOILET	1.95	1.85	3.61
237	F0236	PANTRY	1.95	1.85	3.61
238	F0237	WAITER COUNTER	1.95	1.85	3.61
239	F0238	WAITER COUNTER	1.95	1.85	3.61
240	F0239	WAITER COUNTER	1.95	1.85	3.61
241	F0240	WAITER COUNTER	1.95	1.85	3.61
242	F0241	WAITER COUNTER	1.95	1.85	3.61
243	F0242	WAITER COUNTER	1.95	1.85	3.61
244	F0243	WAITER COUNTER	1.95	1.85	3.61
245	F0244	WAITER COUNTER	1.95	1.85	3.61
246	F0245	WAITER COUNTER	1.95	1.85	3.61
247	F0246	WAITER COUNTER	1.95	1.85	3.61
248	F0247	WAITER COUNTER	1.95	1.85	3.61
249	F0248	WAITER COUNTER	1.95	1.85	3.61
250	F0249	WAITER COUNTER	1.95	1.85	3.61
251	F0250	WAITER COUNTER	1.95	1.85	3.61
252	F0251	WAITER COUNTER	1.95	1.85	3.61
253	F0252	WAITER COUNTER	1.95	1.85	3.61
254	F0253	WAITER COUNTER	1.95	1.85	3.61
255	F0254	WAITER COUNTER	1.95	1.85	3.61
256	F0255	WAITER COUNTER	1.95	1.85	3.61
257	F0256	WAITER COUNTER	1.95	1.85	3.61
258	F0257	WAITER COUNTER	1.95	1.85	3.61
259	F0258	WAITER COUNTER	1.95	1.85	3.61
260	F0259	WAITER COUNTER	1.95	1.85	3.61
261	F0260	WAITER COUNTER	1.95	1.85	3.61
262	F0261	WAITER COUNTER	1.95	1.85	3.61
263	F0262	WAITER COUNTER	1.95	1.85	3.61
264	F0263	WAITER COUNTER	1.95	1.85	3.61
265	F0264	WAITER COUNTER	1.95	1.85	3.61
266	F0265	WAITER COUNTER	1.95	1.85	3.61
267	F0266	WAITER COUNTER	1.95	1.85	3.61
268	F0267	WAITER COUNTER	1.95	1.85	3.61
269	F0268	WAITER COUNTER	1.95	1.85	3.61
270	F0269	WAITER COUNTER	1.95	1.85	3.61
271	F0270	WAITER COUNTER	1.95	1.85	3.61
272	F0271	WAITER COUNTER	1.95	1.85	3.61
273	F0272	WAITER COUNTER	1.95	1.85	3.61
274	F0273	WAITER COUNTER	1.95	1.85	3.61
275	F0274	WAITER COUNTER	1.95	1.85	3.61
276	F0275	WAITER COUNTER	1.95	1.85	3.61
277	F0276	WAITER COUNTER	1.95	1.85	3.61
278	F0277	WAITER COUNTER	1.95	1.85	3.61
279	F0278	WAITER COUNTER	1.95	1.85	3.61
280	F0279	WAITER COUNTER	1.95	1.85	3.61
281	F0280	ICT SHAFT	0.50	0.60	0.18
282	F0281	PHE SHAFT	3.13	1.85	5.80
283	F0282	SERVICE SHAFT	0.50	0.60	0.18
284	F0283	PHE SHAFT	3.35	1.9	6.37
285	F0284	PHE SHAFT	3.35	1.9	6.37
286	F0285	ICT SHAFT	0.50	0.60	0.18
287	F0286	ICT SHAFT	0.50	0.60	0.18
288	F0287	FIRE ALARM VALVE	0.50	0.60	0.18
289	F0288	ICT SHAFT	0.50	0.60	0.18
290	F0289	ICT SHAFT	1.00	1.17	1.85
291	F0290	PHE SHAFT	1.00	1.17	1.85
292	F0291	ICT SHAFT	0.50	0.60	0.18
293	F0292	ICT SHAFT	0.50	0.60	0.18
294	F0293	ICT SHAFT	0.50	0.60	0.18
295	F0294	ICT SHAFT	0.50	0.60	0.18
296	F0295	ICT SHAFT	0.50	0.60	0.18
297	F0296	ICT SHAFT	0.50	0.60	0.18
298	F0297	ICT SHAFT	0.50	0.60	0.18
299	F0298	PHE SHAFT	3.13	1.85	5.80
300	F0299	PHE SHAFT	3.13	1.85	5.80
301	F0300	SERVICE SHAFT	0.50	0.60	0.18
302	F0301	SERVICE SHAFT	0.50	0.60	0.18
303	F0302	PHE SHAFT	3.35	1.9	6.37
304	F0303	PHE SHAFT	3.35	1.9	6.37
305	F0304	ICT SHAFT	0.50	0.60	0.18
306	F0305	ICT SHAFT	0.50	0.60	0.18
307	F0306	ICT SHAFT	0.50	0.60	0.18
308	F0307	ICT SHAFT	0.50	0.60	0.18
309	F0308	ICT SHAFT	0.50	0.60	0.18
310	F0309	ICT SHAFT	0.50	0.60	0.18
311	F0310	ICT SHAFT	0.50	0.60	0.18
312	F0311	ICT SHAFT	0.50	0.60	0.18
313	F0312	ICT SHAFT	0.50	0.60	0.18
314	F0313	ICT SHAFT	0.50	0.60	0.18
315	F0314	PRESSURIZAT ION SHAFT	0.50	1.17	0.58
316	F0315	PHE SHAFT	1.00	1.17	1.85
317	F0316	PHE SHAFT	1.00	1.17	1.85
318	F0317	SMOKE EXHAUST SHAFT	0.50	0.60	0.18
319	F0318	SMOKE EXHAUST SHAFT	0.50	0.60	0.18
320	F0319	PHE SHAFT	1.00	1.17	1.85
321	F0320	PHE SHAFT	1.00	1.17	1.85
322	F0321	SERVICE SHAFT	0.50	0.60	0.18
323	F0322	SERVICE SHAFT	0.50	0.60	0.18
324	F0323	PHE SHAFT	1.00	1.17	1.85
325	F0324	PHE SHAFT	1.00	1.17	1.85
326	F0325	ICT SHAFT	0.50	0.60	0.18
327	F0326	HVAC OUTLOUT	1.13	1.46	1.66
328	F0327	ICT SHAFT	0.50	0.60	0.18
329	F0328	SMOKE EXHAUST SHAFT	0.50	0.60	0.18
330	F0329	SMOKE EXHAUST SHAFT	0.50	0.60	0.18
331	F0330	PHE SHAFT	1.00	1.17	1.85
332	F0331	PHE SHAFT	1.00	1.17	1.85
333	F0332	ICT SHAFT	0.50	0.60	0.18
334	F0333	ICT SHAFT	0.50	0.60	0.18
335	F0334	ICT SHAFT	0.50	0.60	0.18
336	F0335	ICT SHAFT	0.50	0.60	0.18
337	F0336	ICT SHAFT	0.50	0.60	0.18
338	F0337	ICT SHAFT	0.50	0.60	0.18
339	F0338	ICT SHAFT	0.50	0.60	0.18
340	F0339	ICT SHAFT	0.50	0.60	0.18
341	F0340	ICT SHAFT	0.50	0.60	0.18
342	F0341	ICT SHAFT	0.50	0.60	0.18
343	F0342	ICT SHAFT	0.50	0.60	0.18
344	F0343	ICT SHAFT	0.50	0.60	0.18
345	F0344	ICT SHAFT	0.50	0.60	0.18
346	F0345	ICT SHAFT	0.50	0.60	0.18
347	F0346	ICT SHAFT	0.50	0.60	0.18
348	F0347	ICT SHAFT	0.50	0.60	0.18
349	F0348	ICT SHAFT	0.50	0.60	0.18
350	F0349	ICT SHAFT	0.50	0.60	0.18
351	F0350	ICT SHAFT	0.50	0.60	0.18
352	F0351	ICT SHAFT	0.50	0.60	0.18
353	F0352	ICT SHAFT	0.50	0.60	0.18
354	F0353	ICT SHAFT	0.50	0.60	0.18
355	F0354	ICT SHAFT	0.50	0.60	0.18
356	F0355	ICT SHAFT	0.50	0.60	0.18
357	F0356	ICT SHAFT	0.50	0.60	0.18
358	F0357	ICT SHAFT	0.50	0.60	0.18
359	F0358	ICT SHAFT	0.50	0.60	0.18
360	F0359	ICT SHAFT	0.50	0.60	0.18
361	F0360	ICT SHAFT	0.50	0.60	0.18
362	F0361	ICT SHAFT	0.50	0.60	0.18
363	F0362	ICT SHAFT	0.50	0.60	0.18
364	F0363	ICT SHAFT	0.50	0.60	0.18
365	F0364	ICT SHAFT	0.50	0.60	0.18
366	F0365	ICT SHAFT	0.50	0.60	0.18
367	F0366	ICT SHAFT	0.50	0.60	0.18
368	F0367	ICT SHAFT	0.50	0.60	0.18
369	F0368	ICT SHAFT	0.50	0.60	0.18
370	F0369	ICT SHAFT	0.50	0.60	0.18
371	F0370	ICT SHAFT	0.50	0.60	0.18
372	F0371	ICT SHAFT	0.50	0.60	0.18
373	F0372	ICT SHAFT	0.50	0.60	0.18
374	F0373	ICT SHAFT	0.50	0.60	0.18
375	F0374	PRESSURIZAT ION SHAFT	0.83	1.17	0.97
376	F0375	PRESSURIZAT ION SHAFT	0.83	1.17	0.97
377	F0376	PRESSURIZAT ION SHA

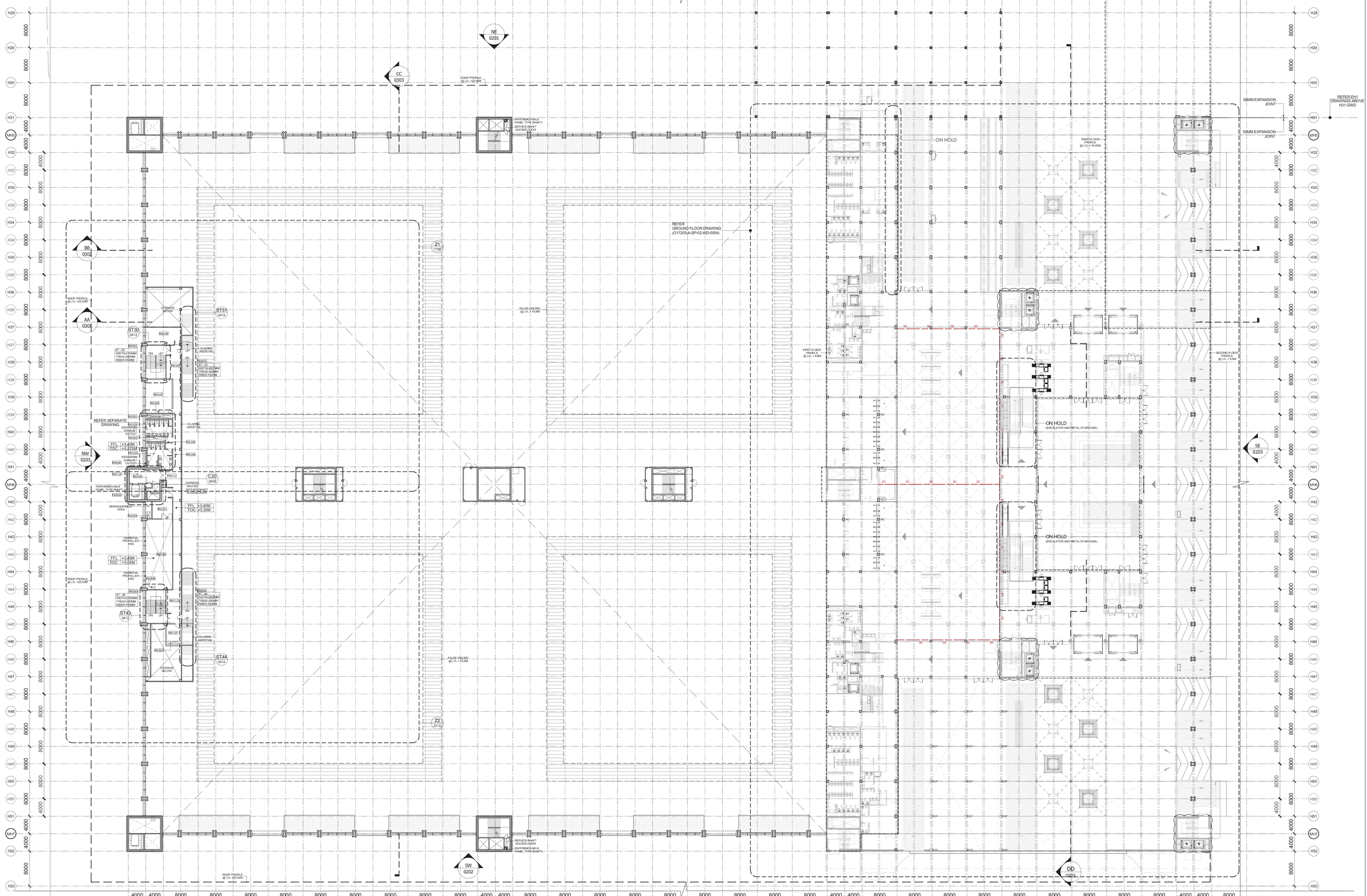

GROUND FLOOR MEZZANINE PLAN
SCALE 1:300

NORTH:

LEGEND:

RC WALL / COLUMN
200mm Thk BLOCK WORK
GRID LINE

ABBREVIATION:

FFL - FINISHED FLOOR LEVEL
FRL - FORMED ROAD LEVEL
PFL - FORMED PAVEMENT LEVEL
FHC - FIRE HOSE CABINET
LVL - LEVEL
ELEC- ELECTRICAL
ELV - EXTRA LOW VOLTAGE
AHU - AIR HANDLING UNIT
PHE - PUBLIC HEALTH ENGINEERING
TOC - TOP OF CONCRETE
HC - HVAC CUTOUT 900X900

GENERAL NOTES:

1. ALL DIMENSIONS ARE IN MILLIMETERS, LEVELS IN METERS AND ANGLES IN DEGREES UNLESS OTHERWISE NOTED.
2. THE DRAWING IS TO BE READ AND NOT TO BE SCALED; ONLY WRITTEN DIMENSIONS IN ALL CASES SHALL BE FOLLOWED.
3. THE DRAWING SHALL BE READ IN CONJUNCTION WITH ALL RELEVANT ARCHITECTURAL, STRUCTURAL AND SERVICE DRAWINGS.
4. ALL DIMENSIONS SHALL BE VERIFIED ON SITE PRIOR TO START OF WORK AND ANY DISCREPANCY SHALL BE BROUGHT TO THE NOTICE OF THE ARCHITECT.
5. ±0.00 LVL CORRESPONDENCE TO +213.9M

SHEET NOTES:

1. FOR EXHIBITION HALL WALL TYPE DETAILS, REFER DWG NO. A-0515.
2. FOR DOOR WINDOW SCHEDULE, REFER DWG NO. A-0501.
3. ALL ELEVATOR DOOR OPENINGS ARE TENTATIVE. IT SHALL BE CONFIRMED WITH VENDOR SHOP DWG.
4. REFER SEPARATE DWGS FOR INTERIOR ELEVATION

S.No.	TAG	ROOM	X(m)	Y(m)	AREA
1	FM1000	CORE -20	6.95	6.95	48.30
2	FM1001	STAIRCASE 30	4.50	7.60	34.20
3	FM1002	STAIRCASE 31	2.60	18.96	49.35
4	FM1003	STAIRCASE 43	4.50	7.60	34.20
5	FM1004	STAIRCASE 44	2.60	18.98	49.35
6	FM1100	CORRIDOR	3.46	7.60	26.30
7	FM1101	STR ROOM	4.59	7.06	32.50
8	FM1102	COR ROOM	6.05	7.67	46.40
9	FM1103	FEMALE TOILET	6.06	3.55	21.51
10	FM1104	MALE TOILET	5.7	5.67	32.32
11	FM1105	DATA CENTRE BACKUP ROOM	6.14	16.07	98.67
12	FM1106	FTR ROOM	8.14	4.00	32.56
13	FM1107	AHU ROOM	3.27	4.75	15.53
14	FM1108	CORRIDOR	1.50	2.75	4.13
15	FM1109	CORRIDOR	1.90	20.48	38.91
16	FM1110	CORRIDOR	6.95	3.25	22.59

S.No.	TAG	ROOM	X(m)	Y(m)	AREA
17	FM1111	CORRIDOR	4.40	4.13	18.50
18	FM1112	CORRIDOR	1.90	31.73	60.29
19	FM300	SERVICE SHAFT	2.95	3.50	9.98
20	FM301	PHE SHAFT	5.35	0.60	3.21
21	FM302	PHE SHAFT	4.05	0.90	3.65
22	FM303	PHE SHAFT	0.05	1.50	0.99
23	FM304	HVAC SHAFT	2.45	0.60	1.44
24	FM305	ELEC CEILING CUTOUT	0.35	0.6	0.21
25	FM306	ELEC CEILING CUTOUT	0.9	0.35	0.32
26	FM400	FIRE EQUIPMENT AREA	1.50	0.75	1.13
27	FM500	SERVICE LIFT	2.80	3.50	9.80

Key Plan

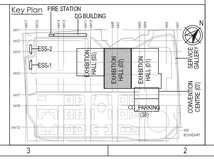

Owner / Employer

India International Convention & Exhibition Centre Limited
Room No. 402A, Ministry of Commerce & Industry,
DIPP, Udyog Bhawan, New Delhi - 110011, India

Department of Industrial Policy and Promotion Ministry of Commerce & Industry
Government of India

Knowledge Partner

Delhi Mumbai Industrial Corridor Development Corporation
Room No. Set 18, 3rd Floor Hotel Ashok, Diplomatic Enclave, 50B Chankyapuri, New Delhi - 110021

Employer's Representatives

Employer Engineer
Programme Management Consultant (PMC)
AECOM

Preliminary Engineering Architecture Consultants (PEAC)

idom
Av. Del Monasterio de El Escorial, 4, 28049 Madrid, Spain

CPKUKREJA ARCHITECTS
No.D-1, Ashirwad Building, Green Park, New Delhi, Delhi 110016, India

EPC Contractor

L&T Construction
Buildings & Factories
Mount Poonamallee Road, Manapakkam, P.B.No.979, Chennai - 600 089

Engineering & Design Consultants

Design Consultant
Engineering Design and Research Center (EDRC)
L&T Construction - Buildings & Factories

Architectural Consultant
ARCOP
Arcop Associates Pvt. Ltd.
A-15, Pampose Enclave , G.K.-I
New Delhi, Delhi 110048, India

Structural Proof Consultant
Indian Institute of Technology (IIT) Madras
Sardar Patel Rd. Opposite to C. L.R.I. Adyar, Chennai, Tamil Nadu 600036

MEP Proof Consultant
egis
Egis India Consulting Engineers Pvt. Ltd.
Plot No. 66, Sector 32, Institutional Area, Opp. Zenotis Solutions, Gurugram, Haryana 122001

ICT Proof Consultant
CKR
CKR Consulting Engineers Pvt. Ltd.
#4711, 3rd Floor, Narayana Arcade, Subbaramachetty Road, Netkalappa Circle, Basavanagudi, Bengaluru - 560004

Certification

EPC Contractor	
Design Consultant	
Architectural Consultant	
Proof Consultant	
Structural	
MEP	
ICT	
PEAC	

Issued by:
Employer / Employer's Engineer

REV	DESCRIPTION	DATE	DSGN	DRWN	CHKD	APPD
R0	ISSUED FOR GFC	05.09.24	NL	S	EA	VE

Revisions

ARCHITECTURE			FPS		
STRUCTURAL			PHE		
ELECTRICAL			GEOTECH.		
ELV SYSTEM					
HVAC					
CHECKED BY	SIGN	DATE	CHECKED BY	SIGN	DATE

EPC Contractor
L&T Construction
Buildings & Factories

JOB No : 017203

Project Name
DESIGN AND CONSTRUCTION OF INDIA INTERNATIONAL CONVENTION & EXPO CENTRE
SECTOR 25, DWARKA, NEW DELHI, INDIA

Drawing Status
GOOD FOR CONSTRUCTION(GFC)

Drawing No			Rev. No
A	02	0005	R0

Title :
EXHIBITION HALL - 2
GROUND FLOOR MEZZ. PLAN

EDRC DWG No :	Scale	Sheet Size
O17203-A-SP-02-WD-0005	1:300	A0

This drawing is the property of L&T Construction. EDRC/PEAC are not to be assigned to any other person or company without prior permission in writing.
The contents of this drawing are not to be reproduced in whole or in part or disclosed to any other person or company without prior permission in writing.