PART -A

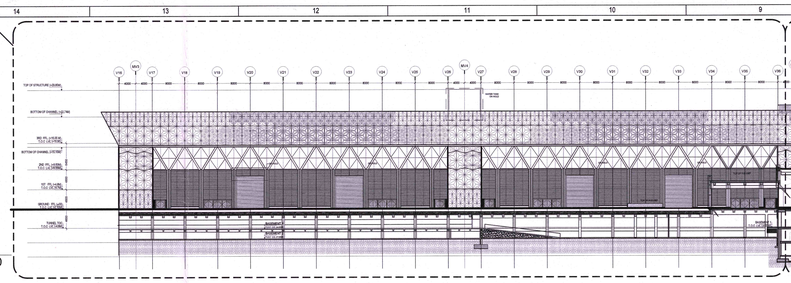

PART -B

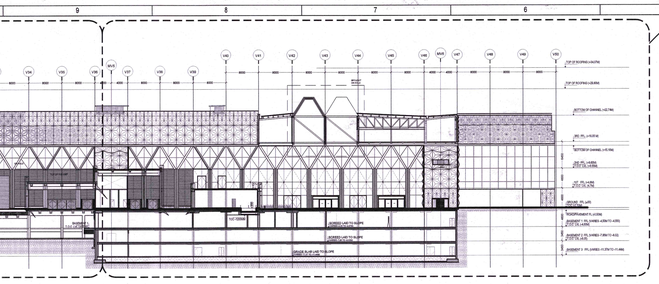

SECTION EE'
SCALE _ 1:500

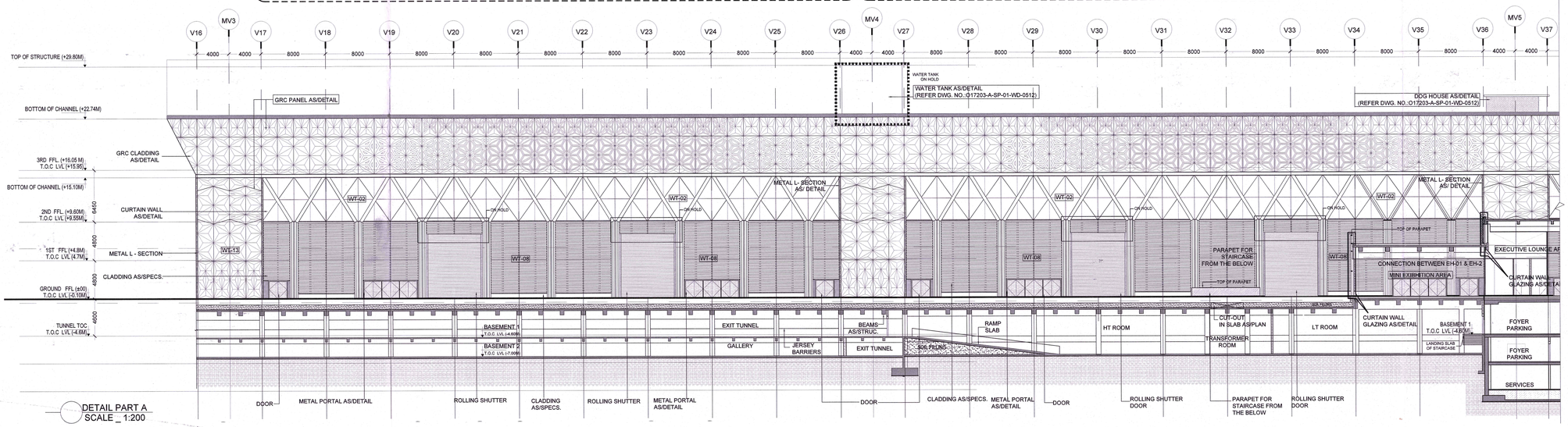

DETAIL PART A
SCALE _ 1:200

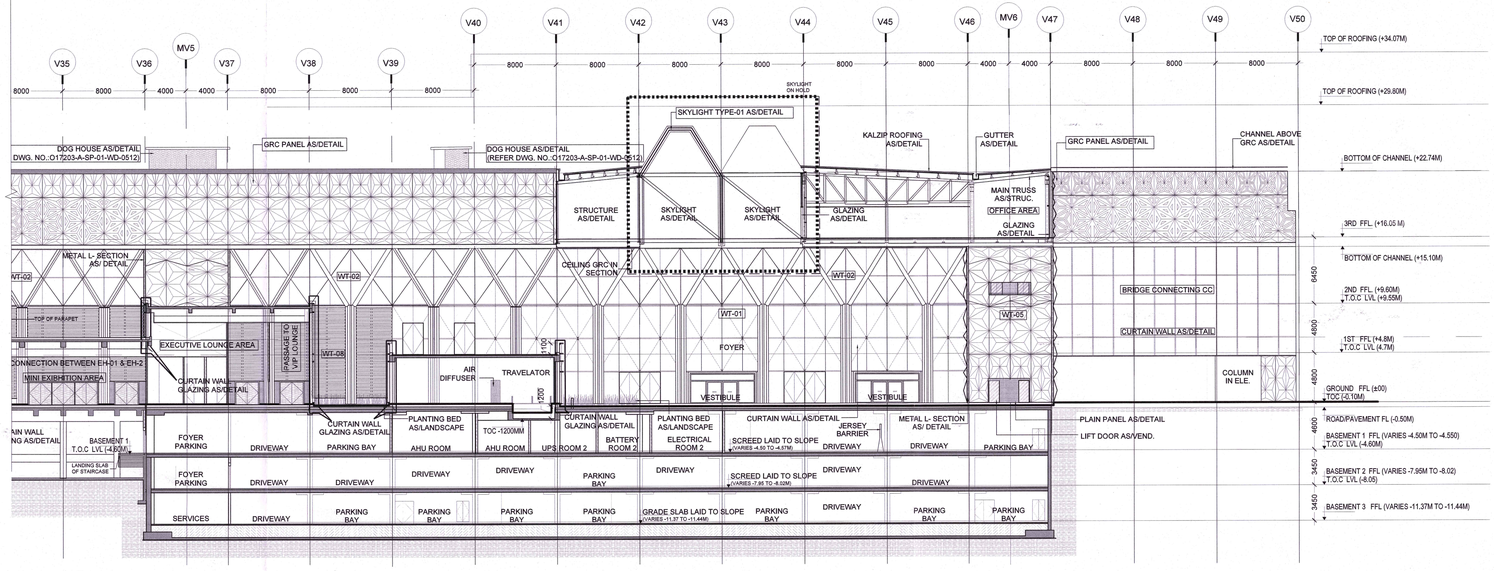

DETAIL PART B
SCALE _ 1:200

NOTES:

1. ALL DIMENSIONS ARE IN MILLIMETERS, LEVELS IN METERS AND ANGLES IN DEGREES UNLESS OTHERWISE NOTED.
2. THE DRAWING IS TO BE READ AND NOT TO BE SCALED; ONLY WRITTEN DIMENSIONS IN ALL CASES SHALL BE FOLLOWED.
3. THE DRAWING SHALL BE READ IN CONJUNCTION WITH ALL RELEVANT ARCHITECTURAL, STRUCTURAL AND SERVICE DRAWINGS.
4. ALL DIMENSIONS SHALL BE VERIFIED ON SITE PRIOR TO START OF WORK AND ANY DISCREPANCY SHALL BE BROUGHT TO THE NOTICE OF THE ARCHITECT.
5. 0.00 CORRESPONDENCE TO 213.9
6. FOR GRC DETAILS, REFER SEPARATE GRC PACKAGE.
7. FOR WALL TYPE DETAILS, REFER SEPARATE FACADE PACKAGE.

Wall Types	Description
WT-01	Horizontal Fin System ('X' Bracing start from first level of Aluminium Transom)
WT-02	Tension rod cable system
WT-08	Aluminium Siding with Bronze finish
	Plain Panels as/ Specs

ALL FINISH FOR (WT-08, DOOR, ROLLING SHUTTER) WILL BE CAPTURED IN SEPARATE DOCUMENT AFTER APPROVAL FROM PEAC.

KEY PLAN

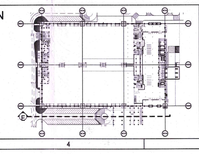

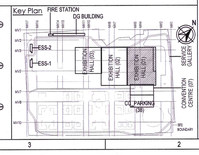

Owner / Employer

India International Convention & Exhibition Centre Limited
Room No. 452A, Ministry of Commerce & Industry, DIPP, Udyog Bhawan, New Delhi - 110011, India

Department of Industrial Policy and Promotion, Ministry of Commerce & Industry Government of India

Knowledge Partner

Delhi Mumbai Industrial Corridor Development Corporation
Room No. 341 B, 3rd Floor Hotel Ashok, Diplomatic Enclave, 50B Chankyapuri, New Delhi - 110021

Employers Representative

Employer Engineer

Programme Management Consultant (PMC)

AECOM

Preliminary Engineering Architecture Consultants (PEAC)

idom
Av. Del Monasterio de El Escorial, 4, 28049 Madrid, Spain

CPKUKREJA ARCHITECTS
No.D-1, Ashirwad Building, Green Park, New Delhi, Delhi 110016, India

EPC Contractor

L&T Construction
Buildings & Factories
Mount Poonamallee Road, Manapakkam, P.B.No.979, Chennai - 600 089

EPC Contractors Representatives

Design Consultant
Engineering Design and Research Center (EDRC)
L&T Construction - Buildings & Factories

Architectural Consultant
Arcop Associates Pvt. Ltd.
A-15, Pampose Enclave , G.K.-1
New Delhi, Delhi 110048, India

Structural Proof Consultant
Indian Institute of Technology (IIT) Madras
Sardar Patel Rd, Opposite to C. L.R.I, Adyar, Chennai, Tamil Nadu 600036

MEP Proof Consultant
Egis India Consulting Engineers Pvt. Ltd.
Plot No. 66, Sector 32, Institutional Area, Opp. Jaruda Sok Mans, Gurugram, Haryana 122001

ICT Proof Consultant
CKR Consulting Engineers Pvt. Ltd.
#4701, 3rd Floor, Narayana Arcade, Sobaramachetty Road, Nelkudapura Circle, Basavanagudi, Bengaluru - 560004

Certification

EPC Contractor

Design Consultant

Architectural Consultant

Proof Consultant

Structural	MEP	ICT

PEAC: Reviewed GFC drawing prepared by Contractor and ensured that all preliminary aspects and parameters have been adhered to.

Issued by:
Employer / Employer's Engineer
Signature: Date: 09 SEP 2019

REV	DESCRIPTION	DATE	DSGN	DRWN	CHKD	APPD
10	ISSUED FOR GFC	05.09.19	NK	YD	RA	VK

Revisions

ARCHITECTURE		PPS			
STRUCTURAL		PNK			
ELECTRICAL		GEOTECH.			
ELV SYSTEM					
HVAC					
CHECKED BY	SIGN	DATE	CHECKED BY	SIGN	DATE

EPC Contractor
L&T Construction Buildings & Factories

JOB No : O17203

Project Name
DESIGN AND CONSTRUCTION OF INDIA INTERNATIONAL CONVENTION & EXPO CENTRE
SECTOR 25, DWARKA, NEW DELHI, INDIA

Drawing Status: ISSUED FOR CONSTRUCTION
GOOD FOR CONSTRUCTION

Drawing No: A | 01 | 0304 | Rev. No: R0

Title :
EXHIBITION HALL - 1
SECTIONS EE'

EDRC DWG No : O17203-A-SP-01-WD-0304
Scale: 1:500, 1:200
Sheet Size: A0

This drawing is the property of L&T Construction, EDRC (EDRC) and must not be passed on to any person or body not authorised by us to receive it, for any purpose or otherwise made use either in full or part by such person or body without our prior permission in writing.

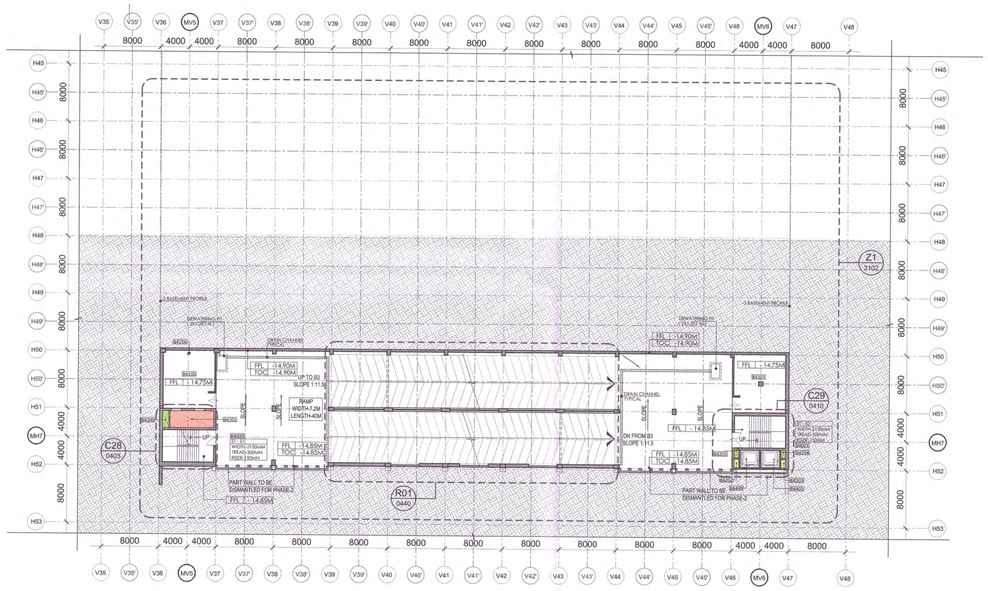

1 BASEMENT_4 PLAN
SCALE _ 1:300

TYPICAL ELEVATIONS FOR SHEAR WALLS ALONG RAMPS

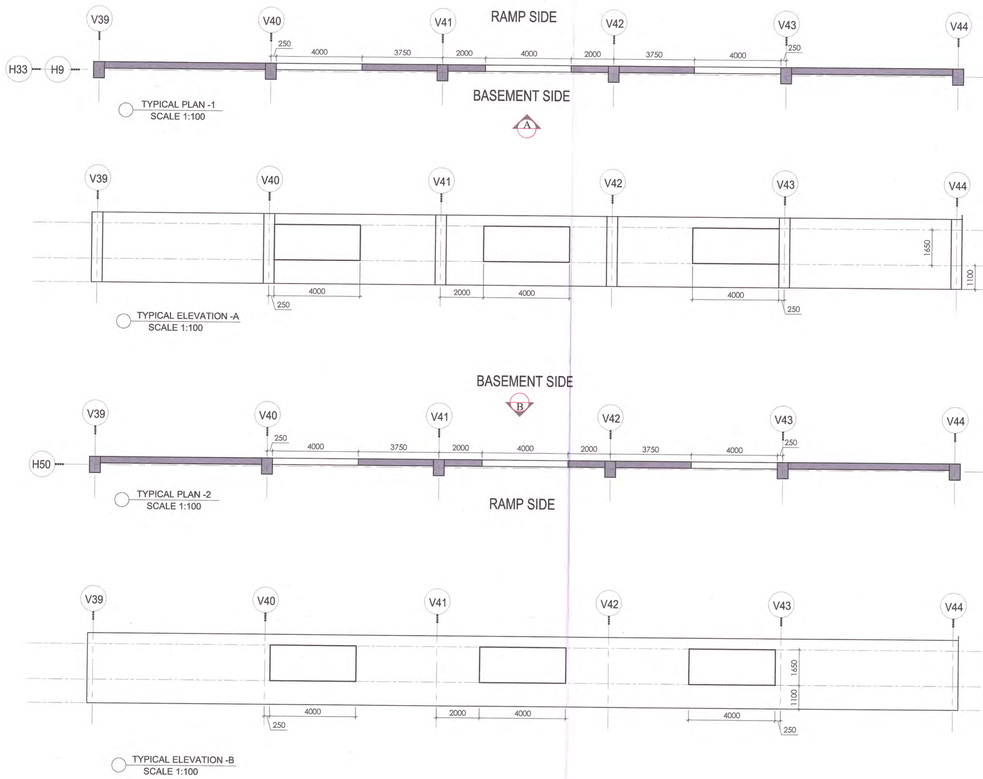

TYPICAL PLAN -1
SCALE 1:100

TYPICAL ELEVATION -A
SCALE 1:100

TYPICAL PLAN -2
SCALE 1:100

TYPICAL ELEVATION -B
SCALE 1:100

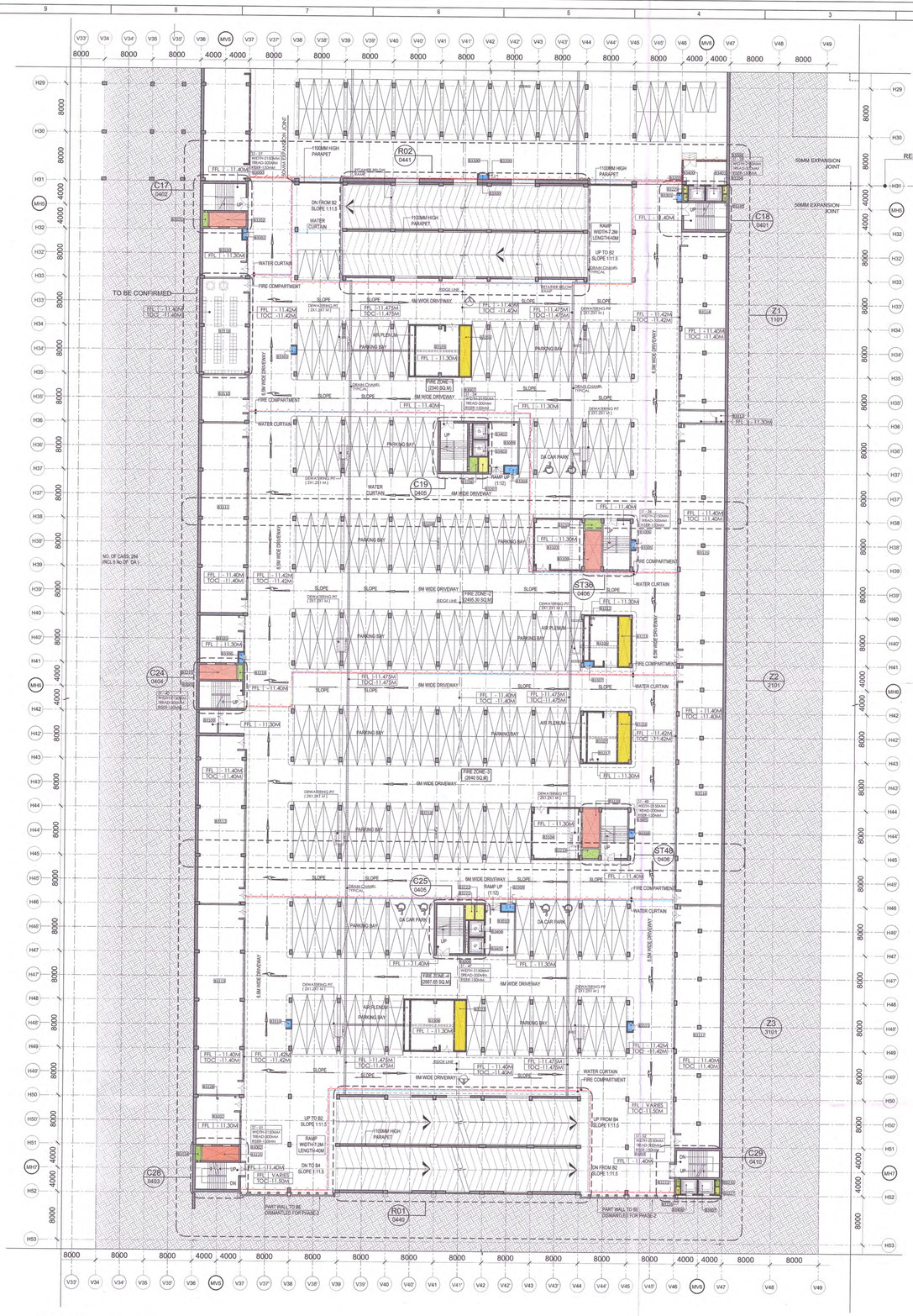

2 BASEMENT_3 PLAN
SCALE _ 1:300

NORTH:

LEGEND:
- RC WALL / COLUMN
- 200mm THK BLOCK WORK
- SLOPE
- GRID LINE
- FIRE COMPARTMENT
- WATER CURTAIN

ABBREVIATION:
FFL - FINISHED FLOOR LEVEL
FRL - FORMED ROAD LEVEL
PFL - FORMED PAVEMENT LEVEL
FHC - FIRE HOSE CABINET
LVL - LEVEL
ELEC - ELECTRICAL
ELV - EXTRA LOW VOLTAGE
AHU - AIR HANDLING UNIT
PHE - PUBLIC HEALTH ENGINEERING
TOC - TOP OF CONCRETE LEVEL
DWP - DRINKING WATER FOUNTAIN
JAN. - JANITOR AREA
SWP - SEWAGE WASTE PIT
HVC - HVAC CUT OUT 800 x 800
SL - SLEEVES FOR DOWN TAKE PIPES
E.C.I. - ELECTRICAL CUTOUT(B500X700)
E.C.2. - ELECTRICAL CUTOUT(B500X1200)

NOTES:
1. ALL DIMENSIONS ARE IN MILLIMETERS, LEVELS IN METERS AND ANGLES IN DEGREES UNLESS OTHERWISE NOTED.
2. THE DRAWING IS TO BE READ AND NOT TO BE SCALED; ONLY WRITTEN DIMENSIONS IN ALL CASES SHALL BE FOLLOWED.
3. THE DRAWING SHALL BE READ IN CONJUNCTION WITH ALL RELEVANT ARCHITECTURAL, STRUCTURAL AND SERVICE DRAWINGS.
4. ALL DIMENSIONS SHALL BE VERIFIED ON SITE PRIOR TO START OF WORK AND ANY DISCREPANCY SHALL BE BROUGHT TO THE NOTICE OF THE ARCHITECT.
5. TYPICAL ±0.00 LVL CORRESPONDENCE TO +213.0M
6. ALL VENTILATION CUTOUT IN RETAINING WALL TO BE CO-ORDINATED WITH STRUCTURE DRAWING.
7. FEA CUTOUT 300MM X 300MM.
8. REFER SEPARATE DRAWING FOR ALL MASONRY WALL / DRY WALL PARTITION CUTOUTS
10. FOR ALL F.A.C & SERVICES REFER DETAIL SERVICES DRAWING.
11. FLOORING DROP AT DOOR ENTRIES TO BE BLENDED IN SLOPE

S.No.	TAG	ROOM	X(m)	Y(m)	AREA
1	B0000	CORE - 17	7.15	4.50	32.18
2	B0001	CORE - 24	7.15	4.50	32.18
3	B0002	CORE - 28	7.15	4.50	32.18
4	B0003	CORE - 29	7.15	4.50	32.18
5	B0004	CORE - 25	4.50	8.15	36.68
6	B0005	STAIRCASE - 48	4.50	8.25	37.13
7	B0006	STAIRCASE - 36	4.50	8.25	37.13
8	B0007	CORE - 19	4.50	7.15	32.18
9	B0008	CORE - 18	7.15	4.50	32.18
10	B0009	LIFT LOBBY	4.80	7.05	33.84
11	B0010	LIFT LOBBY	4.80	7.05	33.84
12	B3100	FAN EXHAUST ZONE	7.20	8.12	58.46
13	B3101	FAN EXHAUST ZONE	7.20	7.87	56.66
14	B3102	FAN EXHAUST ZONE	7.20	8.12	58.46
15	B3103	FAN EXHAUST ZONE	8.10	8.35	67.64
16	B3104	FAN EXHAUST ZONE	8.10	8.35	67.64
17	B3105	FAN SUPPLY ZONE	8.15	8.35	68.05
18	B3106	FAN SUPPLY ZONE	5.55	8.35	46.34
19	B3107	FAN SUPPLY ZONE	5.85	8.35	48.85
20	B3108	FAN SUPPLY ZONE	8.15	8.35	68.05
21	B3109	STR ROOM	3.00	3.85	11.55
22	B3110	SERVICES	7.65	7.8	59.67
23	B3111	SERVICES	7.65	31.50	240.98
24	B3112	SERVICES	7.65	27.82	212.82
25	B3113	SERVICES	7.65	31.50	240.98
26	B3114	SERVICES	7.52	31.70	238.38
27	B3115	SERVICES	7.52	39.80	299.30
28	B3116	SERVICES	7.52	39.80	299.30
29	B3117	SERVICES	7.52	40.25	302.68
30	B3118	DRIVER'S LOUNGE FOR 110 PERSON	7.65	15.5	118.58
31	B3200	SPACE FOR WATER CURTAIN VALVE	1.50	0.70	1.05
32	B3201	STAIRCASE PRESSURISATION SHAFT	0.85	2.35	2.00
33	B3202	SMOKE EXHAUST SHAFT	6.10	2.35	14.34
34	B3203	STAIRCASE PRESSURISATION SHAFT	0.63	1.07	0.67
35	B3204	LIFT LOBBY PRESSURISATION SHAFT	0.63	1.07	0.67
36	B3205	SUPPLY AIR CUTOUT	1.75	8.15	14.26
37	B3206	STAIRCASE PRESSURISATION SHAFT	1.40	2.45	3.43
38	B3207	LIFT LOBBY PRESSURISATION SHAFT	1.40	2.45	3.43
39	B3208	ELECTRICAL SHAFT	0.30	1.80	0.54
40	B3209	SMOKE VENTILATION	2.70	6.30	17.01
41	B3210	STAIRCASE PRESSURISATION SHAFT	2.70	1.55	4.18
42	B3212	ICT SHAFT	0.60	0.30	0.18
43	B3213	SUPPLY AIR SHAFT	1.95	8.15	15.89
44	B3214	STAIRCASE PRESSURISATION SHAFT	0.85	2.45	2.08
45	B3215	SMOKE EXHAUST SHAFT	6.10	2.45	14.95
46	B3216	SUPPLY AIR SHAFT	1.95	8.15	15.89
47	B3217	ICT SHAFT	0.60	0.30	0.18
48	B3218	ELECTRICAL SHAFT	0.30	1.80	0.54
49	B3219	STAIRCASE PRESSURISATION SHAFT	2.70	1.55	4.18
50	B3220	SMOKE VENTILATION	2.70	6.30	17.01
51	B3221	STAIRCASE PRESSURISATION SHAFT	1.40	2.45	3.43
52	B3222	LIFT LOBBY PRESSURISATION SHAFT	1.40	2.45	3.43
53	B3223	SUPPLY AIR CUTOUT	1.75	8.15	14.26
54	B3224	STAIRCASE PRESSURISATION SHAFT	0.85	2.35	2.00
55	B3225	SMOKE EXHAUST SHAFT	6.10	2.35	14.34
56	B3226	LIFT LOBBY PRESSURISATION SHAFT	0.63	1.07	0.67
57	B3227	LIFT LOBBY PRESSURISATION SHAFT	0.63	1.07	0.67
58	B3228	ELECTRICAL CUTOUT	0.30	0.30	0.09
59	B3229	LIFT LOBBY PRESSURISATION SHAFT	0.63	1.07	0.67
60	B3230	STAIRCASE PRESSURISATION SHAFT	0.63	1.07	0.67
61	B3231	STAIRCASE PRESSURISATION SHAFT	0.63	1.07	0.67
62	B3232	STAIRCASE PRESSURISATION SHAFT	0.63	1.07	0.67
63	B3300	FIRE EQUIPMENT AREA	1.50	0.75	1.13
64	B3301	FIRE EQUIPMENT AREA	0.64	1.20	0.77
65	B3302	FIRE EQUIPMENT AREA	0.60	1.72	1.03
66	B3303	FIRE EQUIPMENT AREA	0.60	1.20	0.72
67	B3304	FIRE EQUIPMENT AREA	2.15	1.35	2.91
68	B3305	FIRE EQUIPMENT AREA	0.60	1.50	0.90
69	B3306	FIRE EQUIPMENT AREA	0.75	1.72	1.29
70	B3307	FIRE EQUIPMENT AREA	1.50	0.75	1.13
71	B3308	FIRE EQUIPMENT AREA	0.60	1.20	0.72
72	B3309	FIRE EQUIPMENT AREA	2.15	1.10	2.37
S.No.	TAG	ROOM	X(m)	Y(m)	AREA
73	B3310	FIRE EQUIPMENT AREA	0.60	1.20	0.72
74	B3311	FIRE EQUIPMENT AREA	0.75	1.50	1.13
75	B3312	ICT CABINET	1.35	2	2.70
76	B3400	LIFT	2.65	2.35	6.23
77	B3401	LIFT	2.65	2.35	6.23
78	B4201	SMOKE EXHAUST SHAFT	2.65	2.65	6.49
79	B4203	LIFT	2.65	2.65	6.49
80	B3404	LIFT	2.35	2.65	6.23
81	B3405	LIFT	2.35	2.65	6.23
82	B3406	LIFT	2.65	2.35	6.23
83	B3407	LIFT	2.65	2.35	6.23

S.No.	TAG	ROOM	X(m)	Y(m)	AREA
1	B4000	CORE - 28	7.15	4.50	32.18
2	B4001	EVACUATION STAIRS	7.15	4.50	32.18
3	B4100	FAN EXHAUST ZONE	7.20	8.15	58.68
4	B4101	SERVICES	7.22	8.15	58.84
5	B4200	STAIRCASE PRESSURISATION SHAFT	0.85	2.35	2.00
6	B4201	SMOKE EXHAUST SHAFT	6.10	2.35	14.34
7	B4202	LIFT LOBBY PRESSURISATION SHAFT	0.63	1.17	0.74
8	B4203	LIFT LOBBY PRESSURISATION SHAFT	0.63	1.17	0.74
9	B4204	STAIRCASE PRESSURISATION SHAFT	0.63	1.07	0.67
10	B4205	STAIRCASE PRESSURISATION SHAFT	0.63	1.07	0.67
11	B4206	ELECTRICAL CUTOUT	0.30	0.30	0.09
12	B4400	LIFT	2.65	2.45	6.49
13	B4401	LIFT	2.65	2.45	6.49

SERVICE SHAFT LEGEND:-
- ELECTRICAL / LV
- HVAC FRESH AIR
- LIFT LOBBY PRESS
- PLU / FEA / RWP
- HVAC EXHAUST AIR
- STAIRCASE PRESS

Key Plan: FIRE STATION
CG BUILDING

India International Convention & Exhibition Centre Limited
Room No. 402A, Ministry of Commerce & Industry, DIPP, Udyog Bhavan, New Delhi - 110011, India

Department of Industrial Policy and Promotion Ministry of Commerce & Industry Government of India

Knowledge Partner
Delhi Mumbai Industrial Corridor Development Corporation
Room No 341 B, 3rd Floor Hotel Ashok, Diplomatic Enclave, 50B Chankyapuri, New Delhi - 110021

Employer Engineer
Programme Management Consultant (PMC)
AECOM

Preliminary Engineering Architecture Consultants (PEAC)
idom
Av. Del Monasterio de El Escorial, 4, 28049 Madrid, Spain
CPKUKREJA ARCHITECTS
No.D-1, Ashirwad Building, Green Park, New Delhi, Delhi 110016, India

L&T Construction Buildings & Factories
Mount Poonamallee Road, Manapakkam, P.B.No.979, Chennai - 600 089

Design Consultant
Engineering Design and Research Center (EDRC)
L&T Construction - Buildings & Factories

Architectural Consultant
ARCOP
Arcop Associates Pvt. Ltd.
A-13, Pamposs Enclave , G.K.-1
New Delhi, Delhi 110048, India

Structural Proof Consultant
Indian Institute of Technology (IIT) Madras
Sardar Patel Rd, Opposite to C. L.R.I, Adyar, Chennai, Tamil Nadu 600036

MEP Proof Consultant
egis
Egis India Consulting Engineers Pvt. Ltd.
Plot No. 66, Sector 32, Institutional Area, Opp: Sterrite Solutions, Gurugram, Haryana 122001

ICT Proof Consultant
CKR
CKR Consulting Engineers Pvt. Ltd.
#47/1, 3rd Floor, Narayana Arcade, Subbaramaiachetty Road, Nellikappa Circle, Basavanagudi, Bengaluru - 560004

Certification

EPC Contractor	
Design Consultant	
Architectural Consultant	
Proof Consultant	
Structural	MEP / ICT

Reviewed GFC drawing prepared by Contractor and ensured the all preliminary aspects and parameters have been adopted.

PEAC — Signed on behalf of PEAC — Date: 24.05.19

Issued by:
Employer / Employer's Engineer

REV	DESCRIPTION	DATE	DSGN	DRWN	CHKD	APPD
R0	ISSUED FOR GFC	20.05.19	VA	AS	VK	

Revisions

ARCHITECTURE		FPS	
STRUCTURAL		PHE	
ELECTRICAL		GEOTECH.	
ELV SYSTEM			
HVAC			
CHECKED BY	SIGN	DATE	CHECKED BY	SIGN	DATE

EPC Contractor
L&T Construction Buildings & Factories

JOB No : 017203

Project Name
DESIGN AND CONSTRUCTION OF INDIA INTERNATIONAL CONVENTION & EXPO CENTRE
SECTOR 25, DWARKA, NEW DELHI, INDIA

Drawing Status: GOOD FOR CONSTRUCTION

Drawing No			Rev. No
A	02	0001	R0

Title :
EXHIBITION HALL - 2
FOYER BASEMENT 3 & 4
(LVL - 11.40M & 14.85M)

EDRC DWG No : 017203-A-SF-02-WD-0001

Scale	Sheet Size
1:300	A0

This drawing is the property of L&T Construction, L&T EDRC and must not be passed on to any person or body not authorised by us to receive it, nor be copied or otherwise made use of either in full or in part by such person or body without our prior permission in writing.



1 BASEMENT_2 PLAN
SCALE _ 1:300

NORTH:

LEGEND:
- RC WALL / COLUMN
- 200mm THK BLOCK WORK
- SLOPE
- GRID LINE
- FIRE COMPARTMENT
- WATER CURTAIN

ABBREVIATION:
- FFL - FINISHED FLOOR LEVEL
- FRL - FORMED ROAD LEVEL
- FPL - FORMED PAVEMENT LEVEL
- FHC - FIRE HOSE CABINET
- LVL - LEVEL
- ELEC - ELECTRICAL
- ELV - EXTRA LOW VOLTAGE
- AHU - AIR HANDLING UNIT
- PHE - PUBLIC HEALTH ENGINEERING
- TOC - TOP OF CONCRETE LEVEL
- DWF - DRINKING WATER FOUNTAIN
- JAN - JANITOR AREA
- SWP - SEWAGE WASTE PIT
- HC - HVAC CUT OUT 900 x 900
- SL - SLEEVES FOR DOWN TAKE PIPES
- E.C.1 - ELECTRICAL CUTOUT(600X700)
- E.C.2 - ELECTRICAL CUTOUT(600X1200)

NOTES:
1. ALL DIMENSIONS ARE IN MILLIMETERS, LEVELS IN METERS AND ANGLES IN DEGREES UNLESS OTHERWISE NOTED.
2. THE DRAWING IS TO BE READ AND NOT TO BE SCALED; ONLY WRITTEN DIMENSIONS IN ALL CASES SHALL BE FOLLOWED.
3. THE DRAWING SHALL BE READ IN CONJUNCTION WITH ALL RELEVANT ARCHITECTURAL, STRUCTURAL AND SERVICE DRAWINGS.
4. ALL DIMENSIONS SHALL BE VERIFIED ON SITE PRIOR TO START OF WORK AND ANY DISCREPANCY SHALL BE BROUGHT TO THE NOTICE OF THE ARCHITECT.
5. TYPICAL-40.00 LVL CORRESPONDENCE TO +213.0M
6. ALL VENTILATION CUTOUT IN RETAINING WALL TO BE CO-ORDINATED WITH STRUCTURE DRAWING.
7. FEA CUTOUT 300MM X 300MM
8. REFER SEPARATE DRAWING FOR ALL MASONRY WALL / DRY WALL PARTITION CUTOUTS
10. FOR ALL F.H.C & SERVICES REFER DETAIL SERVICES DRAWING.
11. FLOORING DROP AT DOOR ENTRIES TO BE BLENDED IN SLOPE

S.No.	TAG	ROOM	Xm	Ym	AREA
1	B2000	CORE - 17	7.15	4.50	32.18
2	B2001	CORE - 24	7.15	4.50	32.18
3	B2002	CORE - 28	7.15	4.50	32.18
4	B2003	CORE - 29	7.15	4.50	32.18
5	B2004	CORE - 25	4.50	8.15	36.68
6	B2005	STAIRCASE - 48	4.50	8.35	37.58
7	B2006	STAIRCASE - 36	4.50	8.35	37.58
8	B2007	CORE - 19	4.50	8.15	36.68
9	B2008	CORE - 18	7.15	4.50	32.18
10	B2009	LIFT LOBBY	4.80	7.05	33.84
11	B2010	LIFT LOBBY	4.80	7.05	33.84
12	B2100	FAN EXHAUST ZONE	7.35	8.12	59.68
13	B2101	FAN EXHAUST ZONE	7.35	7.87	57.84
14	B2102	FAN EXHAUST ZONE	7.35	8.12	59.68
15	B2103	FAN EXHAUST ZONE	8.10	8.35	67.64
16	B2104	FAN EXHAUST ZONE	8.10	8.35	67.64
17	B2105	FAN SUPPLY ZONE	8.15	8.35	68.05
18	B2106	FAN SUPPLY ZONE	5.55	8.35	46.34
19	B2107	FAN SUPPLY ZONE	5.85	8.35	48.85
20	B2108	FAN SUPPLY ZONE	8.15	8.35	68.05
21	B2109	SUB ROOM	3.15	3.85	10.13
22	B2110	SERVICES	7.80	7.8	60.84
23	B2111	SERVICES	7.80	31.50	245.70
24	B2112	SERVICES	7.80	27.82	217.00
25	B2113	SERVICES	7.90	31.50	245.70
26	B2114	SERVICES	7.68	31.70	243.46
27	B2115	SERVICES	7.67	39.80	305.27
28	B2116	SERVICES	7.67	39.80	305.27
29	B2117	SERVICES	7.68	38.05	292.22
30	B2118	DRIVER'S LOUNGE	7.8	15.8	123.24
31	B2200	SPACE FOR WATER CURTAIN VALVE	1.50	0.70	1.05
32	B2201	PRESSURISATION SHAFT	0.85	2.35	2.00
33	B2202	SMOKE EXHAUST SHAFT	6.10	2.35	14.34
34	B2203	PRESSURISATION SHAFT	1.40	2.45	3.43
35	B2204	PRESSURISATION SHAFT	0.63	1.07	0.67
36	B2205	SUPPLY AIR CUTOUT	1.75	8.15	14.26
37	B2206	PRESSURISATION SHAFT	1.40	2.45	3.43
38	B2207	PRESSURISATION SHAFT	1.40	2.45	3.43
39	B2208	ELECTRICAL SHAFT	0.60	1.80	1.08
40	B2209	SMOKE VENTILATION	2.70	6.50	17.55
41	B2210	PRESSURISATION SHAFT	2.70	1.54	4.16
42	B2212	ICT SHAFT	0.60	0.30	0.18
43	B2213	SUPPLY AIR SHAFT	1.95	8.15	15.89
44	B2214	PRESSURISATION SHAFT	0.85	2.45	2.08
45	B2215	SMOKEE EXHAUST SHAFT	6.10	2.45	14.95
46	B2216	SUPPLY AIR SHAFT	1.95	8.15	15.89
47	B2217	ICT SHAFT	0.60	0.30	0.18
48	B2218	ELECTRICAL SHAFT	0.90	1.80	0.54
49	B2219	PRESSURISATION SHAFT	2.70	1.54	4.16
50	B2220	SMOKE VENTILATION	2.70	6.50	17.55
51	B2221	PRESSURISATION SHAFT	1.40	2.45	3.43
52	B2222	PRESSURISATION SHAFT	1.40	2.45	3.43
53	B2223	SUPPLY AIR CUTOUT	1.75	8.15	14.26
54	B2224	PRESSURISATION SHAFT	0.85	2.35	2.00
55	B2225	SMOKE EXHAUST SHAFT	6.10	2.35	14.34
56	B2226	PRESSURISATION SHAFT	0.63	1.07	0.67
57	B2227	PRESSURISATION SHAFT	0.63	1.07	0.67
58	B2239	ELECTRICAL CUTOUT	0.35	0.20	0.09
59	B2239	PRESSURISATION SHAFT	0.63	1.07	0.67
60	B2230	PRESSURISATION SHAFT	0.63	1.07	0.67
61	B2231	PRESSURISATION SHAFT	0.63	1.07	0.67
62	B2232	PRESSURISATION SHAFT	0.63	1.07	0.67
63	B2300	FIRE EQUIPMENT AREA	1.50	0.75	1.13
64	B2301	FIRE EQUIPMENT AREA	0.64	1.20	0.77
65	B2302	FIRE EQUIPMENT AREA	0.60	1.72	1.03
66	B2303	FIRE EQUIPMENT AREA	0.60	1.20	0.72
67	B2304	FIRE EQUIPMENT AREA	2.15	1.10	2.37
68	B2305	FIRE EQUIPMENT AREA	0.60	1.50	0.90
69	B2306	FIRE EQUIPMENT AREA	0.75	1.72	1.29
70	B2307	FIRE EQUIPMENT AREA	1.50	0.75	1.13
71	B2308	FIRE EQUIPMENT AREA	0.60	1.20	0.72
72	B2309	FIRE EQUIPMENT AREA	2.15	1.10	2.37
73	B2310	FIRE EQUIPMENT AREA	0.60	1.20	0.72
74	B2311	FIRE EQUIPMENT AREA	0.75	1.50	1.13
75	B2312	ICT CABINET	1.5	1	1.50
76	B2400	LIFT	2.65	2.45	6.49
77	B2401	LIFT	2.65	2.45	6.49
78	B2402	LIFT	2.35	2.65	6.23
79	B2403	LIFT	2.35	2.65	6.23
80	B2404	LIFT	2.35	2.65	6.23
81	B2405	LIFT	2.35	2.65	6.23
82	B2406	LIFT	2.65	2.45	6.49
83	B2407	LIFT	2.65	2.45	6.49

SERVICE SHAFT LEGEND:-
- ELECTRICAL / LV
- HVAC FRESH AIR
- LIFT LOBBY PRESS
- PLU / FEA / RWP
- HVAC EXHAUST AIR
- STAIRCASE PRESS

Key Plan — FIRE STATION — OD BUILDING

India International Convention & Exhibition Centre Limited
Room No. 452A, Ministry of Commerce & Industry, DIPP, Udyog Bhawan, New Delhi - 110011, India

Department of Industrial Policy and Promotion Ministry of Commerce & Industry Government of India

Knowledge Partner
Delhi Mumbai Industrial Corridor Development Corporation
Room No 341 & 3rd Floor Hotel Ashok, Diplomatic Enclave, 50B Chankyapuri, New Delhi - 110021

Employer Engineer
Programme Management Consultant (PMC)
AECOM

Preliminary Engineering Architecture Consultants (PEAC)
idom — Av. Del Monasterio de El Escorial, 4, 28049 Madrid, Spain
CP KUKREJA ARCHITECTS — No.D-1, Ashirwad Building, Green Park, New Delhi, Delhi 110016, India

L&T Construction Buildings & Factories
Mount Poonamallee Road, Manapakkam, P.B.No.979, Chennai - 600 089

Design Consultant
Engineering Design and Research Center (EDRC)
L&T Construction - Buildings & Factories

Architectural Consultant
ARCOP — Arcop Associates Pvt. Ltd., A-15, Panipat Institute, GK-1, New Delhi, Delhi 110048, India

Structural Proof Consultant
Indian Institute of Technology (IIT) Madras
Sardar Patel Rd, Opposite to C. L.R.I. Adyar, Chennai, Tamil Nadu 600036

MEP Proof Consultant
egis — Egis India Consulting Engineers Pvt. Ltd., Plot No. 66, Sector 32, Institutional Area, Opp. Genesis Solutions, Gurugram, Haryana 122001

ICT Proof Consultant
CKR — CKR Consulting Engineers Pvt. Ltd., #47/1, 3rd Floor, Narayana Arcade, Subbaramiachetty Road, Nellidoppa Circle, Ramanagudi, Bengaluru - 560004

Certification

EPC Contractor		
Design Consultant		
Architectural Consultant		
Proof Consultant		
Structural	MEP	ICT

Reviewed GFC drawing prepared by Contractor and ensured that all preliminary aspects and parameters have been adopted !!

PEAC — Signed on behalf of PEAC — Date: 24.5.19

Issued by:
Employer / Employer's Engineer

REV	DESCRIPTION	DATE	DSGN	DRWN	CHKD	APPD
RG	ISSUED FOR GFC	20.05.19	VA	VA	VK	

Revisions

ARCHITECTURE			FPS		
STRUCTURAL			PHE		
ELECTRICAL			GEOTECH.		
ELV SYSTEM					
HVAC					
CHECKED BY	SIGN	DATE	CHECKED BY	SIGN	DATE

EPC Contractor
L&T Construction Buildings & Factories

JOB No : O17203

Project Name
DESIGN AND CONSTRUCTION OF INDIA INTERNATIONAL CONVENTION & EXPO CENTRE
SECTOR 25, DWARKA, NEW DELHI, INDIA

Drawing Status: GOOD FOR CONSTRUCTION
GOOD FOR CONSTRUCTION

Drawing No			Rev. No
A	02	0002	R0

Title :
EXHIBITION HALL - 2
FOYER BASEMENT 2 (LVL - 7.95M)

EDRC DWG No :	Scale	Sheet Size
O17203-A-SP-02-WD-0002	1:300	A0

This drawing is the property of L&T Construction and shall not be used, copied or loaned in any manner whatsoever without the prior written permission in writing from L&T Construction