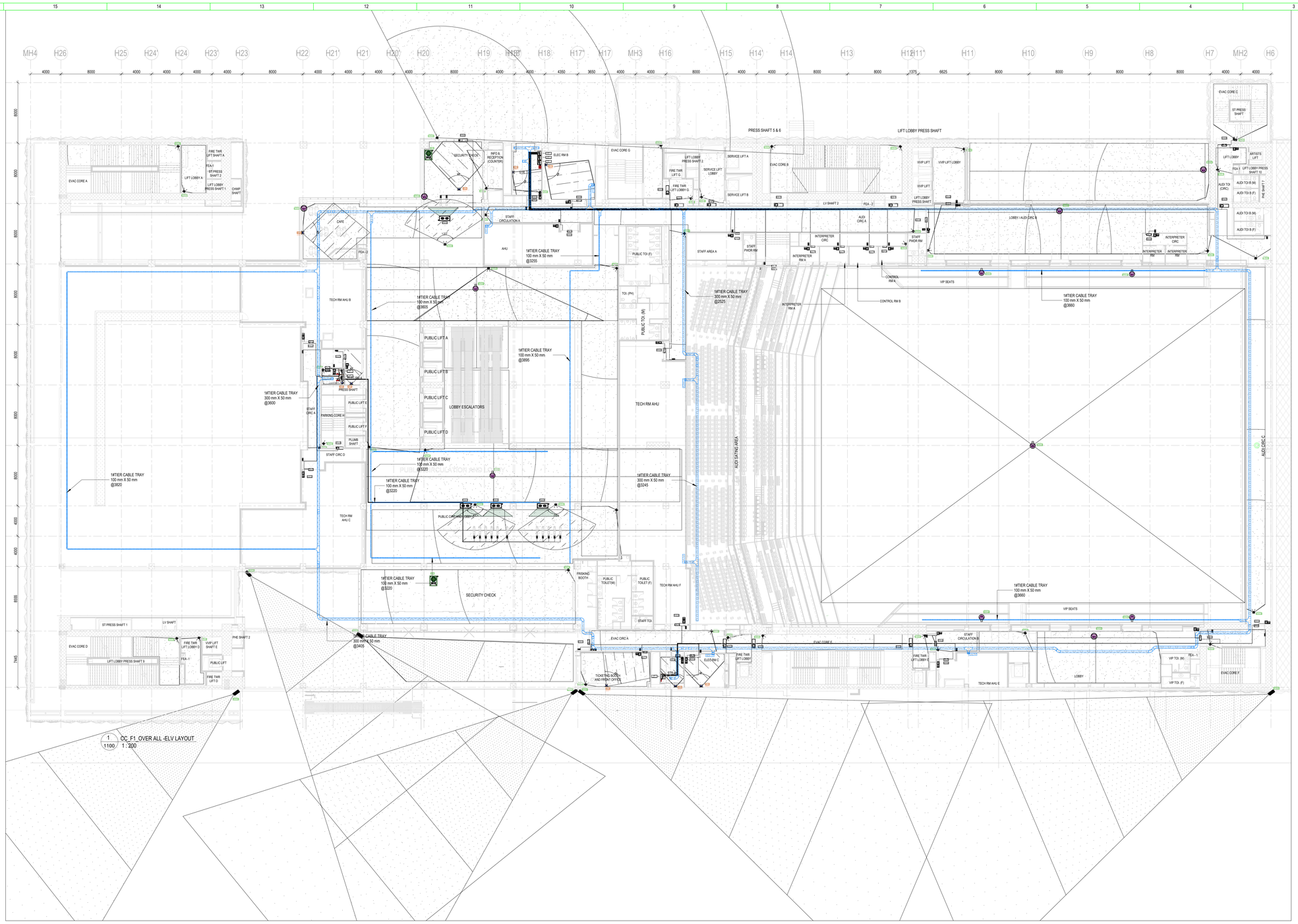

REFERENCE DRAWING

ARCHITECTURE
FLOOR PLANS APPROVED VIA TRANSMITTAL NO EDRC-B&F/O17203/01346
STRUCTURE
O17203-C-SP-07-NU-0006 - LAYOUT AND NUMERATION DETAIL OF LEVEL - F2 (+9.220M)
ELECTRICAL
O17203-E-SP-07-LL-0028 TO 0032 - CONVENTION CENTER - FIRST FLOOR FF - LIGHTING LAYOUTS
O17203-E-SP-07-PL-0136 TO 0140 - CONVENTION CENTER - FIRST FLOOR FF - POWER LAYOUTS
O17203-E-SP-07-EE-0238 TO 0242 -CONVENTION CENTER -F0- ELECTRICAL EQUIPMENT, CABLE TRAY & EARTHING LAYOUT - OVERALL PLAN
FPS
O17203-F-SP-07-PL-0013 - CONVENTION CENTRE - FF - OVER ALL PLAN: LAYOUT OF WETRISER CUM DOWNCOMER,
AUTOMATIC SPRINKLER SYSTEM AND PORTABLE FIRST-AID FIRE EXTINGUISHERS
O17203-F-SP-07-FA-0014 - CONVENTION CENTRE - FF- OVER ALL PLAN: LAYOUT OF INTEGRATED INTELLIGENT ADDRESSABLE
FIRE DETECTION & ALARM SYSTEM AND PHOTOLUMINESCENT SAFETY SIGNAGES
HVAC
O17203-V-SP-07-AC-1004,2004,3004,4004,5004 & 6004 - CONVENTION CENTRE FIRST FLOOR FF - HVAC EQUIPMENT DUCTING AND PIPING LAYOUT
PHE
017203-U-SP-07-IP-0021 TO 0024 - PLUMBING SYSTEM LAYOUT - FIRST FLOOR FF - TOILET WATER SUPPLY LAYOUT
ELV
017203-L-SP-07-LE-5100-CONVENTION CENTER-FIRST FLOOR-STR/PTR ROOM LAYOUT
017203-L-SP-07-DV-2100-CONVENTION CENTER-FIRST FLOOR-OVERALL DATA AND VOICESYSTEM LAYOUT
017203-L-SP-07-LV-1111/1122/1133/1144-FIRST FLOOR-ELV SYSTEM ZONE LAYOUT
FOR SECURITY CHECK EQUIPMENT/TURNSTILES
REFER DRAWING NO - 017203-L-SP-07-LV-6100-FIRST FLOOR

GENERAL NOTE
1. ALL DIMENSIONS ARE IN MILLIMETER UNLESS OTHERWISE SPECIFIED.
2. EXACT ROUTING SHALL BE DECIDED AT SITE IN CONSULTATION WITH ENGINEERING IN CHARGE TO SUIT SITE CONDITIONS.
3. MS CONDUIT USED FOR OPEN APPLICATION.
4. THIS DRAWING IS ONLY INDICATIVE AND MAY VARY ACCORDING TO SITE CONDITION AND REQUIREMENT.
5. 50% SPARE IS MAINTAINED IN CONDUIT.

CCTV & ACS SYSTEM
1. IP POINT HAS TO BE MADE AVAILABLE NEAR EACH CAMERA. REFER DATA VOICE LAYOUT-O17203-L-SP-07-DV-2100.
2. THE CCTV CAMERA VIEW ANGLE TO BE SET AS PER THE COVERAGE LOCATION.
3. ALL SCHEMATICS DRAWING SHALL BE SUBMITTED SEPARATELY.
4. IP POINT HAS TO BE MADE AVAILABLE NEAR EACH ACS CONTROLLER. REFER DATA VOICE LAYOUT-O17203-L-SP-07-DV-2100.

IP TALK BACK SYSTEM
1. CAT6A, 4 PAIR TWISTED PAIR U/UTP CABLES SHALL BE USED TO CONNECT WITH NEAREST AVAILABLE IP POINT.

ACS LEGENDS

S.NO	SYMBOL	ITEM DESCRIPTION	MOUNTING HEIGHT
1		ACCESS CONTROLPANEL(CONTROLLER) (Make:PRO2, Model No.: PROX-PRO-EN-BOARD)	INSIDE ENCLOSURE
2		Power Supply Unit (Make: PRO2, Model No.: PROX-PSU-5A)	INSIDE ENCLOSURE
3		Battery Backup Unit (Make: PRO2, Model No.: PROX-BB-12V-7A)	INSIDE ENCLOSURE
4		SMART CARD READER (Make: PRO2, Model No.: PROX-PRO)	1500MM FROM FFL
5		SMART CARD READER WITH KEYPAD (Make:PRO2, Model No.: PROX-PRO)	1500MM FROM FFL
6		PROXIMITY CARD READER (Make:PRO2, Model No.: PROX-PRO-EN-MS-100)	1500MM FROM FFL
7		BIO READER (Make:PRO2, Model No.: CSMT500-S-E)	1500MM FROM FFL
8		MAGNETIC CONTACT (Make:CQR, Model No.: ISO70/RM/SS/SDS)	ON DOOR
9		MAGNETIC CONTACT (Make:CQR, Model No.: ISO70/RM/SS/SDS)	ON DOOR
10		DEL-LOCK SINGLE LEAF WITH LATCH (Make:DEL, Model No.: 41-000-00-00-00-00-00-AL-AL)	ON DOOR
11		DEL-LOCK DOUBLE LEAF WITH LATCH (Make:REDCOM, Model No.: RDM-600-LBR-DS-AL-AL)	ON DOOR
12		EXIT PUSH BUTTON (Make: DEL, Model No.: 41-000-00-00-00-00-00-AL-AL-DBE)	1500MM FROM FFL
13		EXIT PUSH BUTTON (Make: DEL, Model No.: 41-000-00-00-00-00-00-AL-AL-DBE)	1500MM FROM FFL
14		MOTION DETECTOR (Make: TOMOTECH, Model No.: HPD800G)	2000MM FROM FFL
15		4CORE CABLE (Make: PANDUIT)	INSIDE CONDUIT
16		2 CORE CABLE (Make: PANDUIT)	INSIDE CONDUIT
17		16 MM PVC CONDUIT (Make: PANDUIT)	INSIDE CONDUIT
18		16 MM PVC CONDUIT (Make: PANDUIT)	ON WALL AND CEILING
19		16 MM PVC CONDUIT (Make: PANDUIT)	ON WALL AND CEILING

CCTV LEGENDS

S.NO	SYMBOL	DESCRIPTION	MOUNTING HEIGHT
1		INDOOR/OUTDOOR FIXED CAMERA (Make:PELCO, Model No.: IMP211-1ERS)	WALL/FALSE CEILING MOUNTED
2		INDOOR/OUTDOOR VARIFOCAL DOME CAMERA (Make:PELCO, Model No.: IMD2118V-1ERS)	WALL/FALSE CEILING MOUNTED
3		OUTDOOR BULLET CAMERA (Make:PELCO, Model No.:IMP231-1ERS)	WALL/FALSE CEILING MOUNTED
4		INDOOR/OUTDOOR 360 Deg PANORAMIC CAMERA (Make:PELCO, Model No.:IMS360-1ERS)	WALL/FALSE CEILING MOUNTED
5		INDOOR/OUTDOOR 360 Deg REMOTE DOME CAMERA (Make:PELCO, Model No.:IMD5930-1ERS)	WALL/FALSE CEILING MOUNTED
6		INDOOR/OUTDOOR 360 Deg CAMERA (Make:PELCO, Model No.:IMB12308-1ER)	WALL/FALSE CEILING MOUNTED
7		INDOOR FIXED CAMERA(Face Recognition) (Make:PELCO, Model No.:IMP211-1ERS)	WALL/FALSE CEILING MOUNTED
8		PATCH CORD	WALL/FALSE CEILING INSTALLATION

PCS LEGENDS

S.NO	SYMBOL	DESCRIPTION	MOUNTING HEIGHT
1		3D SENSOR FOR PEOPLE COUNTING	1500MM FROM FFL
2		PATCH CORD	WALL/FALSE CEILING INSTALLATION

IP TALK BACK SYSTEM LEGENDS

S.NO	SYMBOL	DESCRIPTION	MOUNTING HEIGHT
1		IP TALK BACK POINT	1500MM FROM FFL

OTHER VENDOR SCOPE

S.NO	SYMBOL	DESCRIPTION
1		IP Ethernet Point
2		UPS Power Supply Point (230V 6 AMP)

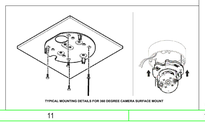
TYPICAL MOUNTING DETAILS FOR 360 DEGREE CAMERA SURFACE MOUNT

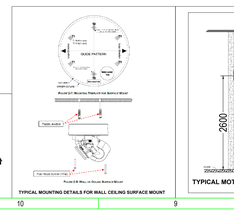

TYPICAL MOUNTING DETAILS FOR WALL CEILING SURFACE MOUNT

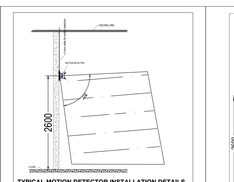

TYPICAL MOTION DETECTOR INSTALLATION DETAILS

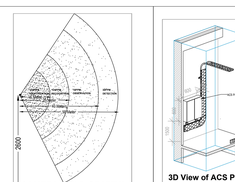

CAMERA FIELD OF VIEW

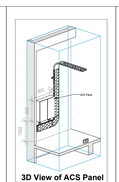

3D View of ACS Panel



TYPICAL DOOR MAGNETIC CONTACT SIDE VIEW

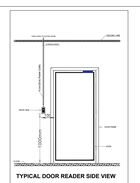

TYPICAL DOOR READER SIDE VIEW



TYPICAL DOOR PUSH BUTTON SIDE VIEW

Key Plan

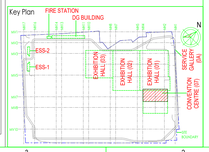

Owner / Employer
India International Convention & Exhibition Centre Limited
Room No. 453A, Ministry of Commerce & Industry, DIPP, Udyog Bhawan, New Delhi - 110011, India

Department of Industrial Policy and Promotion Ministry of Commerce & Industry Government of India

Knowledge Partner
Delhi Mumbai Industrial Corridor Development Corporation
Room No 341 B, 3rd Floor Hotel Ashok, Diplomatic Enclave, 50B Chankyapuri, New Delhi - 110021

Employer's Representative
Employer's Engineer
Programme Management Consultant (PMC)
AECOM

Preliminary Engineering Architecture Consultants (PEAC)
idom — Av. Del Monasterio de El Escorial, 4, 28049 Madrid, Spain
CPKUKREJA ARCHITECTS — No.D-1, Ashirwad Building, Green Park, New Delhi, Delhi 110016, India

EPC Contractor
L&T Construction — Buildings & Factories
Mount Poonamallee Road, Manapakkam, P.B.No.979, Chennai – 600 089

EPC Contractor's Representatives
Design Consultant
Engineering Design and Research Center (EDRC)
L&T Construction - Buildings & Factories

Architectural Consultant
ARCOP — Arcop Associates Pvt. Ltd.
A-15, Pampose Enclave , G.K.- I
New Delhi, Delhi 110048, India

Structural Proof Consultant
Indian Institute of Technology (IIT) Madras
Sardar Patel Rd, Opposite to C. L.R.I, Adyar, Chennai, Tamil Nadu 600036

MEP Proof Consultant
egis — Egis India Consulting Engineers Pvt. Ltd.
Plot No. 66, Sector 32, Institutional Area, Opp: Zenotte Solutions, Gurugram, Haryana 122001

ICT Proof Consultant
CKR — CKR Consulting Engineers Pvt. Ltd.
#411, 3rd Floor, Narayana Arcade, Subbaramachetty Road, Nehrulayapa Circle, Basavanagudi, Bengaluru - 560004

Certification

EPC Contractor		
Design Consultant		
Architectural Consultant		
Proof Consultant		
Structural	**MEP**	**ICT**
PEAC		

Issued by:
Employer / Employer's Engineer

REV	DESCRIPTION	DATE	DSGN	DRWN	CHKD	APPD
R0	ISSUED AS GOOD FOR CONSTRUCTION	3.01.20	BVH	SS	MSK	GNR

Revisors

ARCHITECTURE			FPS		
STRUCTURAL			PIPING		
ELECTRICAL			PHE		
ELV SYSTEM			GIS		
HVAC			GEOTECH.		
CHECKED BY	SIGN	DATE	CHECKED BY	SIGN	DATE

EPC Contractor
L&T Construction — Buildings & Factories

JOB No : O17203

Project Name
DESIGN AND CONSTRUCTION OF INDIA INTERNATIONAL CONVENTIONAL & EXPO CENTRE
SECTOR 25,DWARKA,NEW DELHI,INDIA

Drawing Status
GOOD FOR CONSTRUCTION (GFC)

Drawing No			Rev. No
L	07	1100	R0

Title :
CONVENTION CENTRE-FIRST FLOOR-OVER ALL ELV SYSTEM LAYOUT

EDRC DWG No :	Scale	Sheet Size
O17203-L-SP-07-LV-1100	AS INDICATED	A0

This drawing is the property of L&T Construction. B&F-EDRC and must not be passed on to any person or body not authorised by us to receive it nor be copied or otherwise made use either in full or in part by such person or body without our prior permission in writing.

O17203 - L - 07 - 1100 (CONVENTION CENTRE-FF-OVER ALL ELV SYSTEM LAYOUT)

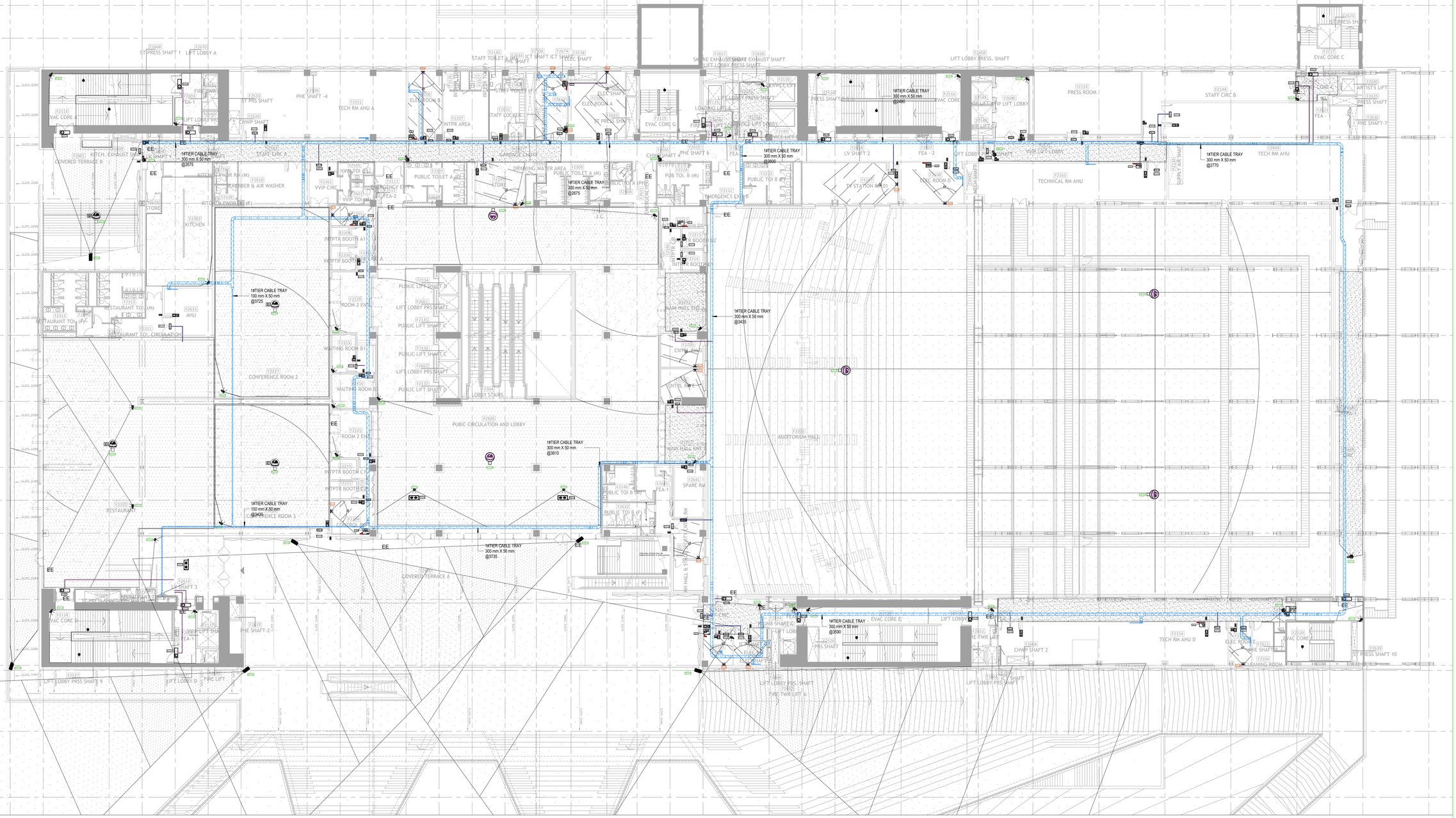

REFERENCE DRAWING

ARCHITECTURE
FLOOR PLANS APPROVED VIA TRANSMITTAL NO EDRC-B&F/O17203/01346
STRUCTURE
O17203-C-SP-07-NU-0007 - LAYOUT AND NUMERATION DETAIL OF LEVEL - F3 (+13.870M)
ELECTRICAL
O17203-E-SP-07-LL-0037 - CONVENTION CENTER - SECOND FLOOR 2F - LIGHTING LAYOUTS
O17203-E-SP-07-PL-0145 - CONVENTION CENTER - SECOND FLOOR FF - POWER LAYOUTS
O17203-E-SP-07-EE-0248 -CONVENTION CENTER -2F- ELECTRICAL EQUIPMENT, CABLE TRAY & EARTHING LAYOUT - OVERALL PLAN
FPS
O17203-F-SP-07-PL-0016 - CONVENTION CENTRE - 2F - OVER ALL PLAN: LAYOUT OF WETRISER CUM DOWNCOMER, AUTOMATIC SPRINKLER SYSTEM AND PORTABLE FIRST-AID FIRE EXTINGUISHERS
017203-F-SP-07-FA-0017 - CONVENTION CENTRE - 2F- OVER ALL PLAN: LAYOUT OF INTEGRATED INTELLIGENT ADDRESSABLE FIRE DETECTION & ALARM SYSTEM AND PHOTOLUMINESCENT SAFETY SIGNAGES
HVAC
O17203-V-SP-07-AC-0025 - CONVENTION CENTRE SECOND FLOOR 2F - HVAC EQUIPMENT DUCTING AND PIPING LAYOUT
PHE
017203-U-SP-07-IP-0025 TO 0029 - PLUMBING SYSTEM LAYOUT - SECOND FLOOR 2F - TOILET WATER SUPPLY LAYOUT

1 / 1200 CC_2F_OVER ALL - ELV
1 : 200

ACS LEGENDS

SLNO	SYMBOL	DESCRIPTION	MOUNTING HEIGHT
1		ELECTRIC DRIVE FRAMELESS BIOMETRIC READER WITH PROXIMITY READER	WALL ENCLOSURE
2		ELECTRIC DRIVE MAGNETIC LOCK	WALL ENCLOSURE
3		DOOR MOUNTED CONTACT MAGNETIC SWITCH	WALL ENCLOSURE
4		EXIT SWITCH (PUSH BUTTON)	1000MM FROM FFL
5		EXIT SWITCH (PUSH BUTTON WITH TEMPERATURE SENSOR)	1000MM FROM FFL
6		EXIT SWITCH (PUSH BUTTON WITH TEMPERATURE SENSOR, MASKED HALL)	1000MM FROM FFL
7		ELECTRIC DRIVE STRIKE (ELECTRIC STRIKE)	1000MM FROM FFL
8		ELECTRIC DRIVE FRAMELESS BIOMETRIC READER WITH PROXIMITY READER (FIRE EXIT)	ON DOOR
9		ELECTRIC DRIVE MAGNETIC LOCK (FIRE EXIT)	ON DOOR
10		DOOR MOUNTED CONTACT MAGNETIC SWITCH (FIRE EXIT)	ON DOOR
11		EXIT SWITCH (PUSH BUTTON WITH TEMPERATURE SENSOR FIRE EXIT)	1000MM FROM FFL
12		ACCESS CABLE	ABOVE CEIL
13		ETHERNET CABLE	ABOVE CEIL
14		POWER CABLE	ABOVE CEIL
15		CONDUIT (EMT)	ON WALL AND CEILING
16		CABLE TRAY	ON WALL AND CEILING

CCTV LEGENDS

SLNO	SYMBOL	DESCRIPTION	MOUNTING HEIGHT
1		INDOOR/OUTDOOR 2MP CAMERA (Make:PELCO, Model No.: IMP319-1ERS)	CEILING OR WALL MOUNTED
2		INDOOR/OUTDOOR VARIFOCAL DOME CAMERA (Make:PELCO, Model No.: IMPS21-1ERS)	CEILING OR CEILING MOUNTED
3		INDOOR/OUTDOOR 5MP CAMERA (Make:PELCO, Model No.: IBP331-1ER)	CEILING OR WALL MOUNTED
4		INDOOR/OUTDOOR 5MP VARIFOCAL BULLET CAMERA (Make:PELCO, Model No.: IBP532-1VR)	CEILING OR WALL MOUNTED
5		INDOOR/OUTDOOR 5MP VARIFOCAL DOME CAMERA (Make:PELCO, Model No.: IMS521-1ES)	CEILING OR CEILING MOUNTED
6		INDOOR/OUTDOOR 5MP Day CAMERA (Make:PELCO, Model No.: IBP531-1ER)	CEILING OR WALL MOUNTED
7		INDOOR/OUTDOOR CAMERA (Fire Rating:120 Minutes) (Make:PELCO, Model No.: IMP319-1ERS)	CEILING OR CEILING MOUNTED
8		PATCH CORD	CEILING OR CEILING/WALL MOUNTED

PCS LEGENDS

SLNO	SYMBOL	DESCRIPTION	MOUNTING HEIGHT
1		3D SENSOR FOR PEOPLE COUNTING	1000MM FROM FFL
2		PATCH CORD	CEILING OR CEILING/WALL MOUNTED

OTHER VENDOR SCOPE

SLNO	SYMBOL	DESCRIPTION
1		IP Ethernet Point
2		VFA Power Supply Point (230V, 5 AMP)

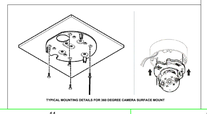
TYPICAL MOUNTING DETAILS FOR 360 DEGREE CAMERA SURFACE MOUNT

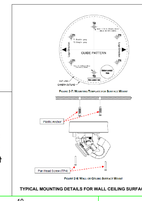

TYPICAL MOUNTING DETAILS FOR WALL CEILING SURFACE MOUNT

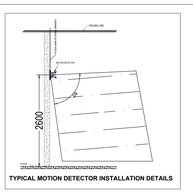

TYPICAL MOTION DETECTOR INSTALLATION DETAILS

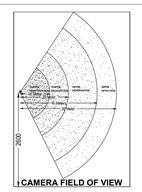

CAMERA FIELD OF VIEW

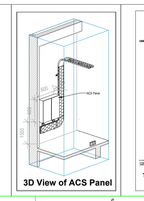

3D View of ACS Panel

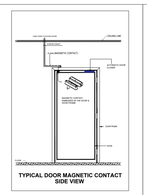

TYPICAL DOOR MAGNETIC CONTACT SIDE VIEW



TYPICAL DOOR READER SIDE VIEW

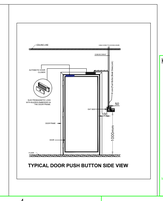

TYPICAL DOOR PUSH BUTTON SIDE VIEW

GENERAL NOTE
1. ALL DIMENSIONS ARE IN MILLIMETER UNLESS OTHERWISE SPECIFIED.
2. EXACT ROUTING SHALL BE DECIDED AT SITE IN CONSULTATION WITH ENGINEERING IN CHARGE TO SUIT SITE CONDITIONS.
3. M5 CONDUIT USED FOR OPEN APPLICATION.
4. THIS DRAWING IS ONLY INDICATIVE AND MAY VARY ACCORDING TO SITE CONDITION AND REQUIREMENT.
5. 50% SPARE IS MAINTAINED IN CONDUIT.

CCTV & ACS SYSTEM
1. IP POINT HAS TO BE MADE AVAILABLE NEAR EACH CAMERA. REFER DATA VOICE LAYOUT-O17203-L-SP-07-DV-2200.
2. THE CCTV CAMERA VIEW ANGLE TO BE SET AS PER THE COVERAGE LOCATION.
3. ALL SCHEMATICS DRAWING SHALL BE SUBMITTED SEPARATELY.
4. IP POINT HAS TO BE MADE AVAILABLE NEAR EACH ACS CONTROLLER. REFER DATA VOICE LAYOUT-O17203-L-SP-07-DV-2200.

IP TALK BACK SYSTEM
1. CAT6A, 4 PAIR TWISTED PAIR U/UTP CABLES SHALL BE USED TO CONNECT WITH NEAREST AVAILABLE IP POINT.

Owner / Employer
India International Convention & Exhibition Centre Limited
Room No. 453A, Ministry of Commerce & Industry, DIPP, Udyog Bhawan, New Delhi - 110011, India

Department of Industrial Policy and Promotion Ministry of Commerce & Industry Government of India

Knowledge Partner
Delhi Mumbai Industrial Corridor Development Corporation
Room No 341 B, 3rd Floor Nirmal Ashok, Diplomatic Enclave, 50B Chankyapuri, New Delhi - 110021

Employer's Representative
Employer's Engineer
Programme Management Consultant (PMC)
AECOM

Preliminary Engineering Architecture Consultants (PEAC)
idom — Av. Del Monasterio de El Escorial, 4, 28049 Madrid, Spain
CPKUKREJA ARCHITECTS — No.D-1, Ashirwad Building, Green Park, New Delhi, Delhi 110016, India

EPC Contractor
L&T Construction — Buildings & Factories
Mount Poonamallee Road, Manapakkam, P.B.No.979, Chennai – 600 089

EPC Contractor's Representatives
Design Consultant
Engineering Design and Research Center (EDRC)
L&T Construction - Buildings & Factories

Architectural Consultant
ARCOP — Arcop Associates Pvt. Ltd.
A-15, Pampose Enclave, Gr.-1, New Delhi, Delhi 110048, India

Structural Proof Consultant
Indian Institute of Technology (IIT) Madras
Sardar Patel Rd, Opposite to C. L.R.I. Adyar, Chennai, Tamil Nadu 600036

MEP Proof Consultant
egis — Egis India Consulting Engineers Pvt. Ltd.
Plot No. 66, Sector 32, Institutional Area, Opp: Zenotte Solutions, Gurugram, Haryana 122001

ICT Proof Consultant
CKR — CKR Consulting Engineers Pvt. Ltd.
#4711, 3rd Floor, Narayana Arcade, Subbaramachetty Road, Netkalappa Circle, Basavanagudi, Bengaluru - 560004

Certification

EPC Contractor		
Design Consultant		
Architectural Consultant		
Proof Consultant		
Structural	MEP	ICT
PEAC		

Issued by:
Employer / Employer's Engineer

REV	DESCRIPTION	DATE	DSGN	DRWN	CHKD	APPD
R0	ISSUED AS GOOD FOR CONSTRUCTION	18.01.20	BVH	SS	MSK	GNR

Revisions

ARCHITECTURE			FPS		
STRUCTURAL			PIPING		
ELECTRICAL			PHE		
ELV SYSTEM			GIS		
HVAC			GEOTECH		
CHECKED BY	SIGN	DATE	CHECKED BY	SIGN	DATE

EPC Contractor
L&T Construction — Buildings & Factories
JOB No : O17203

Project Name
DESIGN AND CONSTRUCTION OF INDIA INTERNATIONAL CONVENTIONAL & EXPO CENTRE
SECTOR 25,DWARKA,NEW DELHI,INDIA

Drawing Status
GOOD FOR CONSTRUCTION (GFC)

Drawing No			Rev. No
L	07	1200	R0

Key Plan

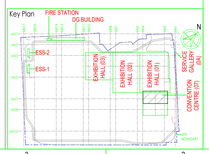

Title :
CONVENTION CENTER-2F-OVERALL ELV SYSTEM LAYOUT

EDRC DWG No :	Scale	Sheet Size
O17203-L-SP-07-LV-1200	AS INDICATED	A0

This drawing is the property of L&T Construction. EDRC shall not be liable for any consequences if used for any purpose or by any person or body without our prior permission in writing.

O17203 - L - 07 - 1200 (CONVENTION CENTER-F-OVERALL ELV SYSTEM LAYOUT)

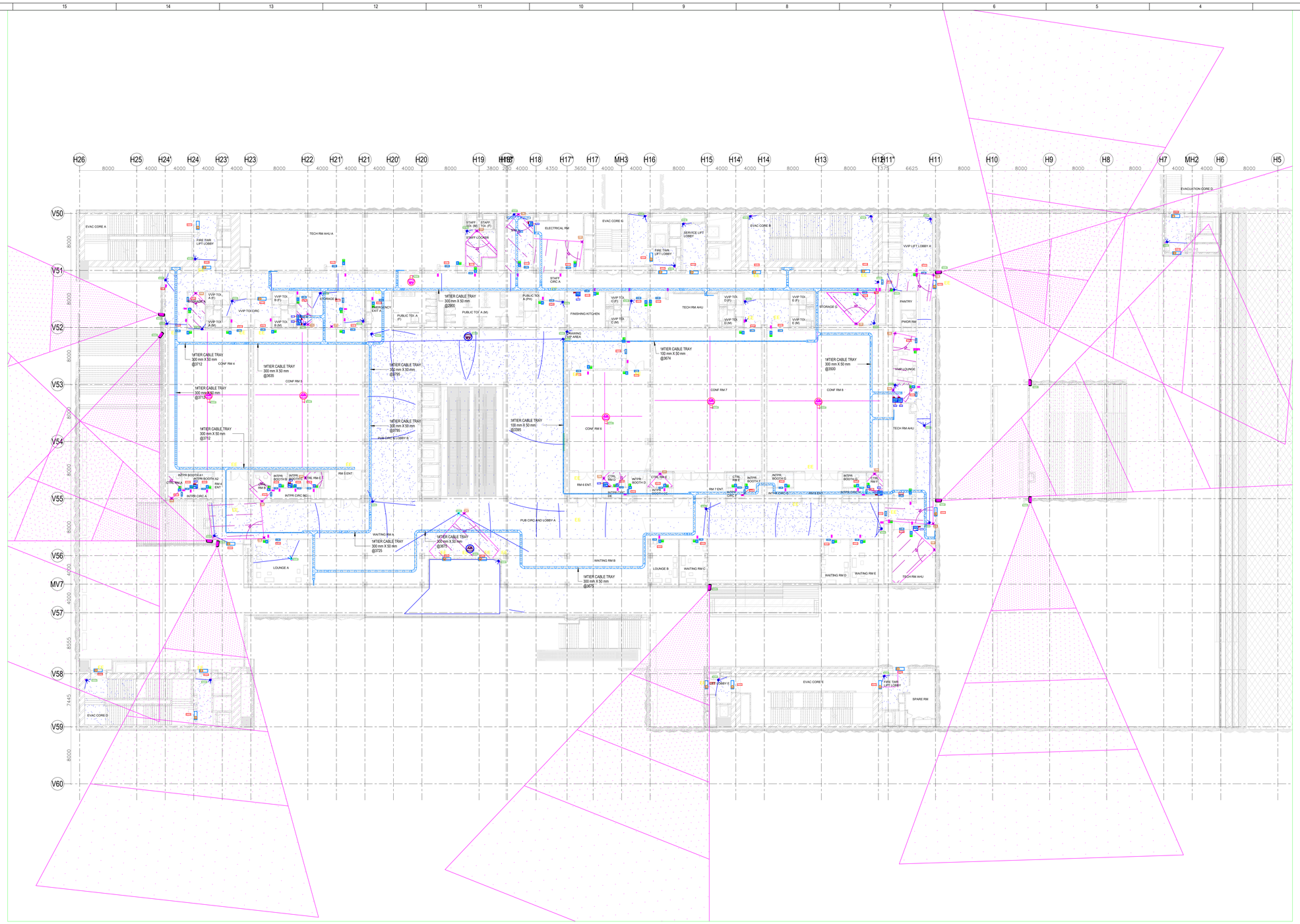

1 / 1300 CC_3F_OVER ALL - ELV LAYOUT
1 : 200

REFERENCE DRAWING

ARCHITECTURE
FLOOR PLANS APPROVED VIA TRANSMITTAL NO EDRC-B&F/O17203/01346
STRUCTURE
O17203-C-SP-07-NU-0008 - LAYOUT AND NUMERATION DETAIL OF LEVEL - F4 (+18.520M)
ELECTRICAL
O17203-E-SP-07-LL-0046 - CONVENTION CENTER - THIRD FLOOR 3F - LIGHTING LAYOUTS
O17203-E-SP-07-PL-0154 - CONVENTION CENTER - THIRD FLOOR 3F - POWER LAYOUTS
O17203-E-SP-07-EE-0258 - CONVENTION CENTER -3F- ELECTRICAL EQUIPMENT, CABLE TRAY & EARTHING LAYOUT - OVERALL PLAN
FFS
O17203-F-SP-07-PL-0019 - CONVENTION CENTER - 3F - OVER ALL PLAN: LAYOUT OF WETRISER CUM DOWNCOMER, AUTOMATIC SPRINKLER SYSTEM AND PORTABLE FIRST-AID FIRE EXTINGUISHERS
O17203-F-SP-07-FA-0020 - CONVENTION CENTER - 3F- OVER ALL PLAN: LAYOUT OF INTEGRATED INTELLIGENT ADDRESSABLE FIRE DETECTION & ALARM SYSTEM AND PHOTOLUMINESCENT SAFETY SIGNAGES
HVAC
O17203-V-SP-07-AC-0026 - CONVENTION CENTER THIRD FLOOR 3F - HVAC EQUIPMENT DUCTING AND PIPING LAYOUT
PHE
O17203-U-SP-07-IP-0070 TO 0083 - PLUMBING SYSTEM LAYOUT - THIRD FLOOR 3F - TOILET WATER SUPPLY LAYOUT

GENERAL NOTE
1. ALL DIMENSIONS ARE IN MILLIMETER UNLESS OTHERWISE SPECIFIED.
2. EXACT ROUTING SHALL BE DECIDED AT SITE IN CONSULTATION WITH ENGINEERING IN CHARGE TO SUIT SITE CONDITIONS.
3. MS CONDUIT USED FOR OPEN APPLICATION.
4. THIS DRAWING IS ONLY INDICATIVE AND MAY VARY ACCORDING TO SITE CONDITION AND REQUIREMENT.
5. 50% SPARE IS MAINTAINED IN CONDUIT.

CCTV & ACS SYSTEM
1. IP POINT HAS TO BE MADE AVAILABLE NEAR EACH CAMERA. REFER DATA VOICE LAYOUT-O17203-L-SP-07-DV-2300.
2. THE CCTV CAMERA VIEW ANGLE TO BE SET AS PER THE COVERAGE LOCATION.
3. ALL SCHEMATICS DRAWING SHALL BE SUBMITTED SEPARATELY.
4. IP POINT HAS TO BE MADE AVAILABLE NEAR EACH ACS CONTROLLER.REFER DATA VOICE LAYOUT-O17203-L-SP-07-DV-2300.

IP TALK BACK SYSTEM
1. CAT6A, 4 PAIR TWISTED PAIR U/UTP CABLES SHALL BE USED TO CONNECT WITH NEAREST AVAILABLE IP POINT

ACS LEGENDS

Symbol	Description	MOUNTING HEIGHT
ACCESS	ACCESS DUAL READER CONTROLLER (Make-RBH, Model No.- RBH-DICON-4500)	INSIDE ENCLOSURE
DIO	DUAL INTERFACE MODULE FOR READERS (Make-RBH, Model No.- RBH-DIO)	INSIDE ENCLOSURE
MIO	MIFICE & OUTPUT CONTROL MODULE (Make-RBH, Model No.- RBH-DCI-16)	INSIDE ENCLOSURE
	SMART CARD READER (Make-RBH, Model No.- RBH-SR-MR-ML)	1050MM FROM FFL
	SMART CARD READER WITH KEYPAD (Make-RBH, Model No.- RBH-SR-MR-MLK)	1050MM FROM FFL
	SECURE PROX CARD READER (Make-RBH, Model No.- RBH-RPK-100)	1050MM FROM FFL
	PROXIMITY READER (Make-RBH, Model No.- CARTER-ELL)	1050MM FROM FFL
MC	MAGNETIC CONTACT (Make-ESSE, Model No.- SLIDYSWHIGH5N)	ON DOOR
MB	MAGNETIC CONTACT WITH LING BAUTTER (Make-ESSE, Model No.- SLIDYSWHIGH5N)	ON DOOR
DL	DIN LOCK SINGLE LEAF WITH UPS (Make-ROSCON, Model No.- HDB-MS-UN-DL-M)	ON DOOR
DL	DIN LOCK DOUBLE LEAF WITH UPS (Make-ROSCON, Model No.- HDB-MS-UN-DL-M)	ON DOOR
	EMERGENCY BREAK GLASS UNIT (Make- IKC, Model No.-ZEN-DSG)	1050MM FROM FFL
	EXIT PUSH BUTTON (Make- IKC, Model No.-ZEN-DSG)	1050MM FROM FFL
	SIREN WITH STROBE (Make- TOSCON, Model No.-AF36W2)	2500MM FROM FFL
	4 CORE CABLE (Make- ANYNIRE)	INSIDE CONDUIT
	2 CORE CABLE (Make- ANYNIRE)	INSIDE CONDUIT
	2 CORE CABLE (Make- ANYNIRE)	INSIDE CONDUIT
	25 MM PVC CONDUIT (Make- ANYNIRE)	ON WALL AND CEILING
	32 MM PVC CONDUIT (Make- PRELI)	ON WALL AND CEILING

CCTV LEGENDS

Symbol	Description	MOUNTING HEIGHT
	INDOOR/OUTDOOR FIXED CAMERA (Make-PELCO, Model No.- IMP231-1ERS)	WALL/FALSE CEILING MOUNTED
	INDOOR/OUTDOOR VARIFOCAL DOME CAMERA (Make-PELCO, Model No.- IMP231-1ERS)	WALL/FALSE CEILING MOUNTED
	OUTDOOR BULLET CAMERA (Make-PELCO, Model No.- IBP231-1ERS)	WALL/FALSE CEILING MOUNTED
	INDOOR/OUTDOOR 360 Deg PERIMETER CAMERA (Make-PELCO, Model No.-IMB20S7-1ES)	WALL/FALSE CEILING MOUNTED
	INDOOR/OUTDOOR 360 Deg REMOTE DOME CAMERA (Make-PELCO, Model No.-IMD20S7-1ES)	WALL/FALSE CEILING MOUNTED
	INDOOR/OUTDOOR 360 Deg CAMERA (Make-PELCO, Model No.-IMF20S6-1ES)	WALL/FALSE CEILING MOUNTED
	INDOOR/OUTDOOR 360 Deg CAMERA (Make-PELCO, Model No.- IMF231-1ERS)	WALL/FALSE CEILING MOUNTED
	PATCH CORD	WALL/FALSE CEILING INSTALLATION

OTHER VENDOR SCOPE

Symbol	Description
	IP Ethernet Point
	UPS Power Supply Point (230V-5 AMP)

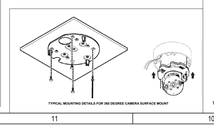
TYPICAL MOUNTING DETAILS FOR 360 DEGREE CAMERA SURFACE MOUNT

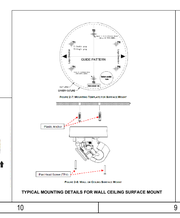
TYPICAL MOUNTING DETAILS FOR WALL CEILING SURFACE MOUNT

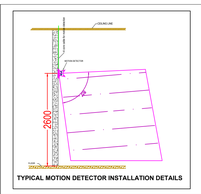

TYPICAL MOTION DETECTOR INSTALLATION DETAILS



CAMERA FIELD OF VIEW

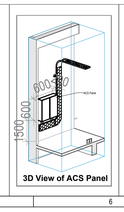

3D View of ACS Panel


TYPICAL DOOR MAGNETIC CONTACT SIDE VIEW

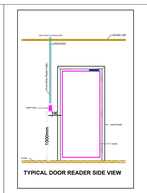
TYPICAL DOOR READER SIDE VIEW

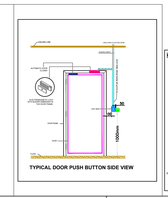
TYPICAL DOOR PUSH BUTTON SIDE VIEW

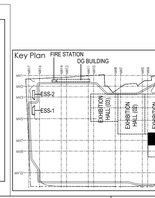

Owner / Employer
India International Convention & Exhibition Centre Limited
Room No. 453A, Ministry of Commerce & Industry, DIPP, Udyog Bhawan, New Delhi - 110011, India

Department of Industrial Policy and Promotion Ministry of Commerce & Industry Government of India

Knowledge Partner
Delhi Mumbai Industrial Corridor Development Corporation
Room No 341 B, 3rd Floor Hotel Ashok, Diplomatic Enclave, 50B Chankyapuri, New Delhi - 110021

Employer's Representative
Employer's Engineer
Programme Management Consultant (PMC)
AECOM

Preliminary Engineering Architecture Consultants (PEAC)
idom — Av. Del Monasterio de El Escorial, 4, 28049 Madrid, Spain
CPKUKREJA ARCHITECTS — No.D-1, Ashirwad Building, Green Park, New Delhi, Delhi 110016, India

EPC Contractor
L&T Construction Buildings & Factories
Mount Poonamallee Road, Manapakkam, P.B.No.979, Chennai – 600 089

EPC Contractor's Representatives
Design Consultant
Engineering Design and Research Center (EDRC)
L&T Construction - Buildings & Factories

Architectural Consultant
ARCOP — Arcop Associates Pvt. Ltd.
A-15, Pampose Enclave, G.K.-1
New Delhi, Delhi 110048, India

Structural Proof Consultant
Indian Institute of Technology (IIT) Madras
Sardar Patel Rd, Opposite to C. L.R.I. Adyar, Chennai, Tamil Nadu 600036

MEP Proof Consultant
egis — Egis India Consulting Engineers Pvt. Ltd.
Plot No. 66, Sector 32, Institutional Area, Opp: Zenith Solutions, Gurugram, Haryana 122001

ICT Proof Consultant
CKR Consulting Engineers Pvt. Ltd.
R4711, 3rd Floor, Narayana Arcade, Subbaramachetty Road, Netkalappa Circle, Basavanagudi, Bengaluru - 560004

Certification

EPC Contractor		
Design Consultant		
Architectural Consultant		
Proof Consultant		
Structural	MEP	ICT
PEAC		

Issued by:
Employer / Employer's Engineer

REV	DESCRIPTION	DATE	DSGN	DRWN	CHKD	APPD
R0	ISSUED FOR GFC	31.01.22	BVH	SS	MSK	GNR

Revisions

ARCHITECTURE			IPS		
STRUCTURAL			PIPING		
ELECTRICAL			PHE		
ELV SYSTEM			GIS		
HVAC			GEOTECH		
CHECKED BY	SIGN	DATE	CHECKED BY	SIGN	DATE

EPC Contractor
L&T Construction Buildings & Factories

JOB No : O17203

Project Name
DESIGN AND CONSTRUCTION OF INDIA INTERNATIONAL CONVENTIONAL & EXPO CENTRE
SECTOR 25,DWARKA,NEW DELHI,INDIA

Drawing Status
GOOD FOR CONSTRUCTION (GFC)

Drawing No			Rev. No
L	07	1300	R0

Title :
CONVENTION CENTER-3F-OVER ALL ELV SYSTEM LAYOUT

EDRC DWG No :	Scale	Sheet Size
O17203-L-SP-07-LV-1300	AS INDICATED	A0

This drawing is the property of L&T Construction. Reproduction or disclosure to third parties without written consent is prohibited. Use of this drawing is subject to terms and conditions of the agreement.

O17203 - L - 07 - 1300 (CONVENTION CENTER-3F-OVER ALL ELV SYSTEM LAYOUT)

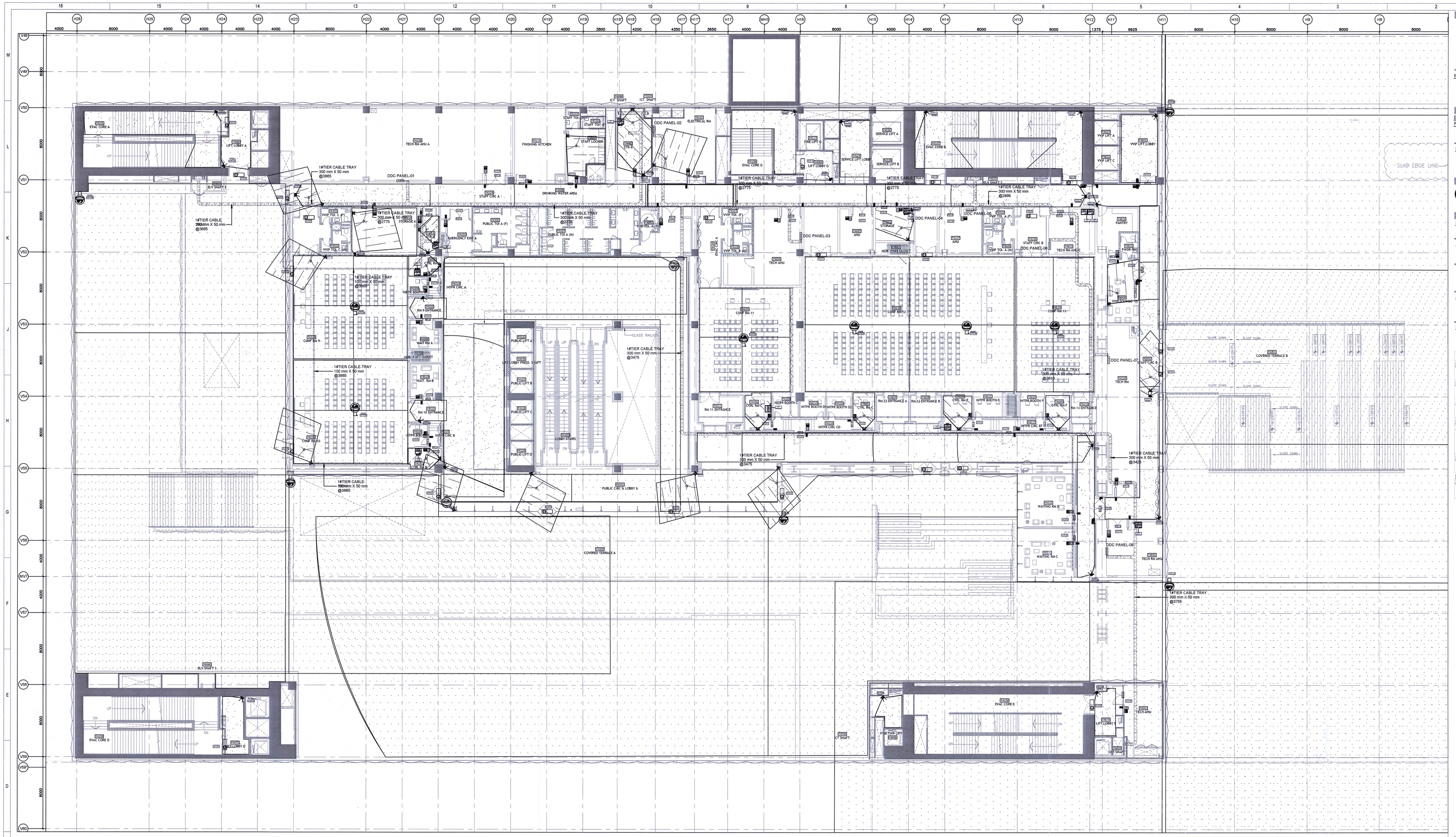

1 CC_4F_OVER ALL - ELV SYSTEM OVERALL LAYOUT
1400 1 : 150

ACS LEGENDS

S.NO	SYMBOL	ITEM DESCRIPTION	MOUNTING HEIGHT
1		ACCESS CONTROLLER CONTROLLER (Make:EFM, Model No.: EFM-ACC2004-EX2MA)	INSIDE ENCLOSURE
2		Fire, Smoke and Multisensor Fire detectors (Make:EFM, Model No.: EFM-FDM-EX)	INSIDE ENCLOSURE
3		INPUT & OUTPUT CONTROL MODULE (Make:EFM, Model No.: EFM-IOM-EX)	INSIDE ENCLOSURE
4		SMART CARD READER (Make:EFM, Model No.: EFM-MR50)	1050MM FROM FFL
5		MULTI TECHNOLOGY READER (Make:PELCO, Model No.: MT-SR-EX-SERIES)	1050MM FROM FFL
6		125 KHZ PROX CARD READER (Make:PELCO, Model No.: DTK-PR-100)	1050MM FROM FFL
7		PIN PAD (Make:EFM-ID, Model No.: EFM-PPR-EX-B-1)	1050MM FROM FFL
8		MAGNETIC CONTACT (Make:EFM, Model No.: EFM-MC-EX-SERIES)	ON DOOR
9		MAGNETIC CONTACT WITH ROLLING SHUTTER (Make:EFM, Model No.: EFM-MC-EX-SERIES)	ON DOOR
10		DOOR OPEN SENSOR LEAF WITH CPE (Make:EFM, Model No.: EFM-MC-EX-SERIES-DS-SL-M)	ON DOOR
11		DOOR OPEN SENSOR LEAF WITHOUT CPE (Make:EFM, Model No.: EFM-MC-EX-SERIES-DS-SL-M)	ON DOOR
12		EXIT PUSH BUTTON (Make: EFM, Model No.: EFM-PB-EX-SERIES)	1050MM FROM FFL
13		EXIT PUSH BUTTON (Make: EFM, Model No.: EFM-PB-EX-SERIES)	1050MM FROM FFL
14		MOTION DETECTOR (Make: TEKSTON, Model No.:MT8000E)	2400MM FROM FFL
15		2 CORE CABLE (Make: SYSTIMAX)	INSIDE CONDUIT
16		4 CORE CABLE (Make: SYSTIMAX)	INSIDE CONDUIT
17		12 CORE CABLE (Make: SYSTIMAX)	INSIDE CONDUIT
18		25 MM PVC CONDUIT (Make: ISI)	ON WALL AND CEILING
19		50 MM PVC CONDUIT (Make: ISI)	ON WALL AND CEILING
20		100 X 25 MM PVC BOX / CABLE TRAY MADE OF ANTI SPARK HANDLED SHEET	-
21	DDC	DDC PANEL	1050MM FROM FFL

CCTV LEGENDS

S.NO	SYMBOL	DESCRIPTION	MOUNTING HEIGHT
1		INDOOR/OUTDOOR FIXED CAMERA (Make:PELCO, Model No.: IMP231-1ERS)	WALL/PILLAR CEILING MOUNTED
2		INDOOR/OUTDOOR VARIFOCAL DOME CAMERA (Make:PELCO, Model No.: IMP231-1ERS)	WALL/PILLAR CEILING MOUNTED
3		INDOOR/OUTDOOR 180 DEG PANORAMIC CAMERA (Make:PELCO, Model No.: IMS180-1S)	WALL/PILLAR CEILING MOUNTED
4		INDOOR/OUTDOOR 180 Deg PERIMETER CAMERA (Make:PELCO, Model No.: IMS180-1S)	WALL/PILLAR CEILING MOUNTED
5		INDOOR/OUTDOOR 360 Deg REMOTE DOME CAMERA (Make:PELCO, Model No.: IMS360-1S)	WALL/PILLAR CEILING MOUNTED
6		INDOOR/OUTDOOR 360 Deg CAMERA (Make:PELCO, Model No.: IMS360-1S)	WALL/PILLAR CEILING MOUNTED
7		INDOOR FIXED CAMERA WITH PIN HOLE LENS (Make:PELCO, Model No.: IMP231-1ERS)	WALL/PILLAR CEILING MOUNTED
8		PATCH CORD	WALL/PILLAR CEILING INSTALLATION

OTHER VENDOR SCOPE

S.NO	SYMBOL	DESCRIPTION
1		IP Ethernet Point
2	UPS	UPS Power Supply Point (230V 8 AMP)

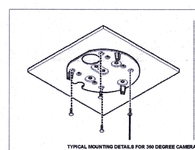
TYPICAL MOUNTING DETAILS FOR 360 DEGREE CAMERA SURFACE MOUNT

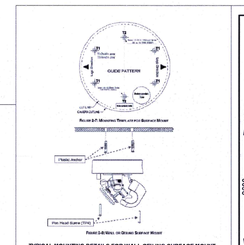
TYPICAL MOUNTING DETAILS FOR WALL CEILING SURFACE MOUNT

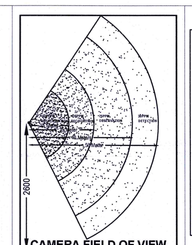
CAMERA FIELD OF VIEW

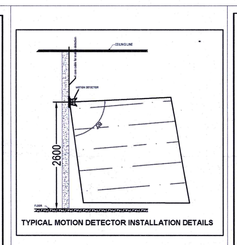
TYPICAL MOTION DETECTOR INSTALLATION DETAILS

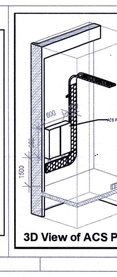
3D View of ACS Panel

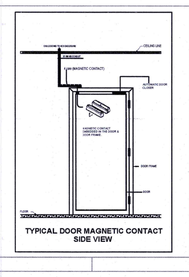
TYPICAL DOOR MAGNETIC CONTACT SIDE VIEW

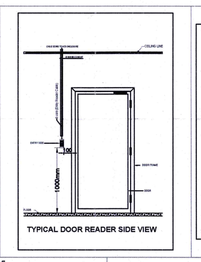
TYPICAL DOOR READER SIDE VIEW

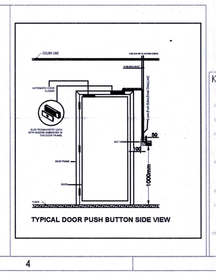
TYPICAL DOOR PUSH BUTTON SIDE VIEW

REFERENCE DRAWING

ARCHITECTURE
FLOOR PLANS APPROVED VIA TRANSMITTAL NO EDRC-B&F/O17203/01346
STRUCTURE
O17203-C-SP-07-NU-0009 - LAYOUT AND NUMERATION DETAIL OF LEVEL - F5 (+23.250M)
ELECTRICAL
O17203-E-SP-07-LL-0055 - CONVENTION CENTER - FOURTH FLOOR 4F - LIGHTING LAYOUTS
O17203-E-SP-07-PL-0163 - CONVENTION CENTER - FOURTH FLOOR 4F - POWER LAYOUTS
O17203-E-SP-07-EE-0268 - CONVENTION CENTER - 4F- ELECTRICAL EQUIPMENT, CABLE TRAY & EARTHING LAYOUT - OVERALL PLAN
FPS
O17203-F-SP-07-PL-0022 - CONVENTION CENTER - 4F - OVER ALL PLAN: LAYOUT OF WETRISER CUM DOWNCOMER, AUTOMATIC SPRINKLER SYSTEM AND PORTABLE FIRST-AID FIRE EXTINGUISHERS
O17203-F-SP-07-FA-0023 - CONVENTION CENTER - 4F- OVER ALL PLAN: LAYOUT OF INTEGRATED INTELLIGENT ADDRESSABLE FIRE DETECTION & ALARM SYSTEM AND PHOTOLUMINESCENT SAFETY SIGNAGES
HVAC
O17203-V-SP-07-AC-0027 - CONVENTION CENTER FOURTH FLOOR 4F - HVAC EQUIPMENT DUCTING AND PIPING LAYOUT
PHE
O17203-U-SP-07-IP-0074 TO 0077 - PLUMBING SYSTEM LAYOUT - FOURTH FLOOR 4F - TOILET WATER SUPPLY LAYOUT

GENERAL NOTE
1. ALL DIMENSIONS ARE IN MILLIMETER UNLESS OTHERWISE SPECIFIED.
2. EXACT ROUTING SHALL BE DECIDED AT SITE IN CONSULTATION WITH ENGINEERING IN CHARGE TO SUIT SITE CONDITIONS.
3. MS CONDUIT USED FOR OPEN APPLICATION.
4. THIS DRAWING IS ONLY INDICATIVE AND MAY VARY ACCORDING TO SITE CONDITION AND REQUIREMENT.
5. 50% SPARE IS MAINTAINED IN CONDUIT.

CCTV & ACS SYSTEM
1. IP POINT HAS TO BE MADE AVAILABLE NEAR EACH CAMERA.REFER DATA VOICE LAYOUT-O17203-L-SP-07-DV-2400.
2. THE CCTV CAMERA VIEW ANGLE TO BE SET AS PER THE COVERAGE LOCATION.
3. ALL SCHEMATICS DRAWING SHALL BE SUBMITTED SEPARATELY.
4. IP POINT HAS TO BE MADE AVAILABLE NEAR EACH ACS CONTROLLER REFER DATA VOICE LAYOUT-O17203-L-SP-07-DV-2400.

IP TALK BACK SYSTEM
1. CAT6A, 4 PAIR TWISTED PAIR U/UTP CABLES SHALL BE USED TO CONNECT WITH NEAREST AVAILABLE IP POINT

Owner / Employer
India International Convention & Exhibition Centre Limited
Room No. 452A, Ministry of Commerce & Industry, DPIIT, Udyog Bhawan, New Delhi - 110011, India
Department of Industrial Policy and Promotion Ministry of Commerce & Industry Government of India

Knowledge Partner
Delhi Mumbai Industrial Corridor Development Corporation
Room No.341 B, 3rd Floor Hotel Ashok, Diplomatic Enclave, 50B Chankyapuri, New Delhi - 110021

Employer's Representative
Employer's Engineer
Programme Management Consultant (PMC)
AECOM

Preliminary Engineering Architecture Consultants (PEAC)
idom — Av. Del Monasterio de El Escorial, 4, 28049 Madrid, Spain
CPKUKREJA ARCHITECTS — No.D-1, Ashirwad Building, Green Park, New Delhi, Delhi 110016, India

EPC Contractor
L&T Construction Buildings & Factories
Mount Poonamallee Road, Manapakkam, P.B.No.979, Chennai – 600 089

EPC Contractor Representatives:
Design Consultant
Engineering Design and Research Center (EDRC)
L&T Construction - Buildings & Factories
Architectural Consultant
ARCOP — Arcop Associates Pvt. Ltd. A-13, Pampose Enclave , G.K.-I New Delhi, Delhi 110048, India
Structural Proof Consultant
Indian Institute of Technology (IIT) Madras Sardar Patel Rd, Opposite to C. L.R.I, Adyar, Chennai, Tamil Nadu 600036
MEP Proof Consultant
egis — Egis India Consulting Engineers Pvt. Ltd. Plot No. 66, Sector 32, Institutional Area, Opp: Zensta Solutions, Gurugram, Haryana 122001
ICT Proof Consultant
CKR — CKR Consulting Engineers Pvt. Ltd. #4711, 3rd Floor, Narayana Arcade, Subbaramachetty Road, Nerlikappa Circle, Basavanagudi, Bengaluru - 560004

Certification
EPC Contractor
Design Consultant
Architectural Consultant
Proof Consultant
Structural | MEP | ICT
PEAC — Reviewed GFC drawing prepared by Contractor and ensured that all preliminary aspects and parameters have been adhered to: 11/03/2020
Issued by: Signature on behalf of PCMC
Employer / Employer's Engineer

REV	DESCRIPTION	DATE	DSGN	DRWN	CHKD	APPD
0	ISSUED AS GOOD FOR CONSTRUCTION	04.03.20	BVH	SS	MSK	ONR

Revisions

ARCHITECTURE			FPS		
STRUCTURAL			PIPING		-
ELECTRICAL			PHE		
ELV SYSTEM	-	-	GIS	-	-
HVAC			GEOTECH.	-	-
CHECKED BY	SIGN	DATE	CHECKED BY	SIGN	DATE

EPC Contractor
L&T Construction Buildings & Factories

JOB No : O17203

Project Name
DESIGN AND CONSTRUCTION OF INDIA INTERNATIONAL CONVENTIONAL & EXPO CENTRE
SECTOR 25,DWARKA,NEW DELHI,INDIA.

Drawing Status
GOOD FOR CONSTRUCTION (GFC)

Drawing No			Rev. No
L	07	1400	R0

Title :
CONVENTION CENTER-4F-OVER ALL ELV SYSTEM LAYOUT

EDRC DWG No :	Scale	Sheet Size
O17203-L-SP-07-LV-1400	AS INDICATED	A0

Key Plan — FIRE STATION, DG BUILDING, ESS-2, ESS-1, EXHIBITION GALLERY, CONVENTION CENTRE (01), SERVICE GALLERY, CONVENTION CENTRE (01)

O17203 - L - 07 - 1400 (CONVENTION CENTER-4F-OVER ALL ELV SYSTEM LAYOUT)

This drawing is the property of L&T Construction, E&F-EDRC and must not be passed on to any person or firm, nor published or used for any purpose other than that authorised by us in writing. It is not to be scaled and all dimensions must be checked on site before fabrication.

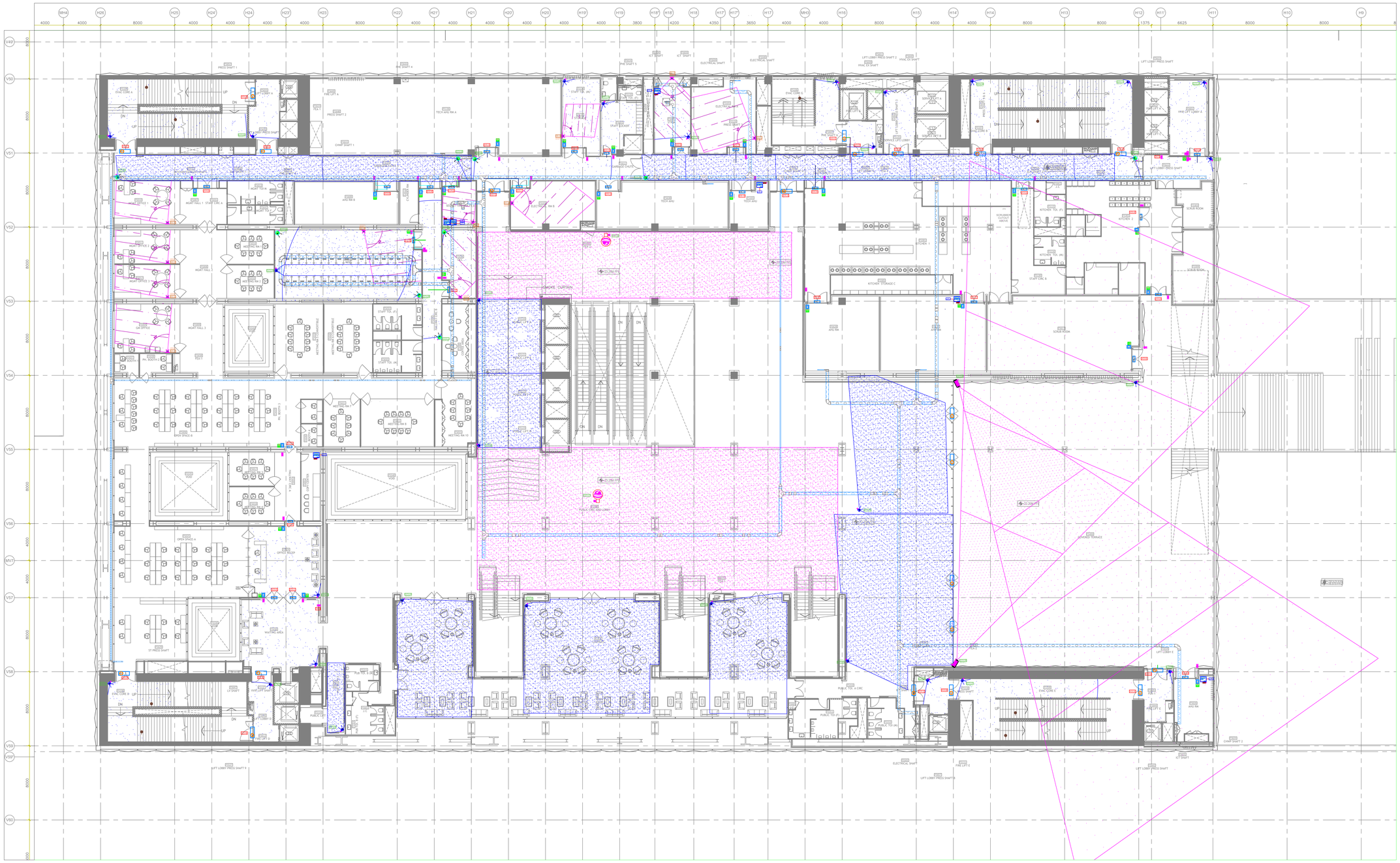

1 / 1500 CC_5F_OVER ALL - OVERALL ELV SYSTEM LAYOUT
1 : 150

ACS LEGENDS

S.NO	SYMBOL	ITEM DESCRIPTION	MOUNTING HEIGHT
1		ACCESS, DUAL READER CONTROLLER (Make-Honeywell, Model No.- NX4DR160)	INSIDE ENCLOSURE
2		Dual, INTERFACE MODULE FOR READERS (Make-RBH, NURC 2002)	INSIDE ENCLOSURE
3		INPUT & OUTPUT CONTROL MODULE (Make-RBH, Model No.- RBH-IOC-16)	INSIDE ENCLOSURE
4		SMART CARD READER (Make-RBH, Model No.- RBH-SCR-200)	1500MM FROM FFL
5		SMART CARD READER WITH KEYPAD (Make-RBH, Model No.- RBH-RK80)	1500MM FROM FFL
6		BIO-METRIC CARD READER (Make-RBH, Model No.- RBH-BFR-100)	1500MM FROM FFL
7		IRIS READER (Make-IRIS ID, Model No.- ICAM700SS-B)	1500MM FROM FFL
8		MAGNETIC CONTACT (Make-GQ, Model No.- BOS70WHVGEEN)	ON DOOR
9		MAGNETIC CONTACT ROLLING SHUTTER (Make-GQ, Model No.- RS007GSNB)	ON DOOR
10		DM LOCK-SINGLE LEAF WITH DPS (Make-RDMCON, Model No.- RDM-680-LEB-BL-M)	ON DOOR
11		RM LOCK-DOUBLE LEAF WITH DPS (Make-RDMCON, Model No.- RDM-680-LEB-DL-M)	ON DOOR
12		EMERGENCY BREAK GLASS UNIT (Make-BEL, Model No.- E-1080)	1500MM FROM FFL
13		EXIT PUSH BUTTON (Make-BEL, Model No.-EKB-3305)	1500MM FROM FFL
14		MOTION DETECTOR (Make- TOSECOM, Model No.-AF8000Q)	2600MM FROM FFL
15		4 CORE CABLE (Make- SKYTONE)	INSIDE CONDUIT
16		2 CORE CABLE (Make- SKYTONE)	INSIDE CONDUIT
17		2 CORE CABLE (Make- RMG)	INSIDE CONDUIT
18		20 MM PVC CONDUIT (Make- RMG)	ON WALL AND CEILING
19		32 MM PVC CONDUIT (Make- RMG)	ON WALL AND CEILING

CCTV LEGENDS

S.NO	SYMBOL	DESCRIPTION	MOUNTING HEIGHT
1		INDOOR/OUTDOOR FIXED CAMERA (Make-PELCO, Model No.- IMP231-1ERS)	WALL/FALSE CEILING MOUNTED
2		INDOOR/OUTDOOR VARIFOCAL DOME CAMERA (Make-PELCO, Model No.- IMP231-1ERS)	WALL/FALSE CEILING MOUNTED
3		OUTDOOR BULLET CAMERA (Make-PELCO, Model No.-IBP231-1ER)	WALL/FALSE CEILING MOUNTED
4		INDOOR/OUTDOOR 180 Deg PERIMETER CAMERA (Make-PELCO, Model No.-IMD20D7-1ES)	WALL/FALSE CEILING MOUNTED
5		INDOOR/OUTDOOR 360 Deg REMOTE DOME CAMERA (Make-PELCO, Model No.-IMD20D7-1ES)	WALL/FALSE CEILING MOUNTED
6		INDOOR/OUTDOOR 360 Deg CAMERA (Make-PELCO, Model No.-IMM12036-1ES)	WALL/FALSE CEILING MOUNTED
7		INDOOR FIXED CAMERA(Face Recognition) (Make-PELCO, Model No.- IMP231-1ERS)	WALL/FALSE CEILING MOUNTED
8		PATCH CORD	WALL/FALSE CEILING INSTALLATION

OTHER VENDOR SCOPE

S.NO	SYMBOL	DESCRIPTION
1		IP Ethernet Point
2	UPS 2KVA	UPS Power Supply Point (230V 6 AMP)

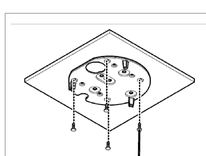

TYPICAL MOUNTING DETAILS FOR 360 DEGREE CAMERA SURFACE MOUNT

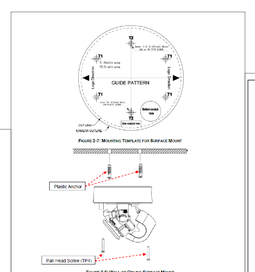

FIGURE 2-7: MOUNTING TEMPLATE FOR SURFACE MOUNT

FIGURE 2-8: WALL OR CEILING SURFACE MOUNT

TYPICAL MOUNTING DETAILS FOR WALL CEILING SURFACE MOUNT

GENERAL NOTE

1. ALL DIMENSIONS ARE IN MILLIMETER UNLESS OTHERWISE SPECIFIED.
2. EXACT ROUTING SHALL BE DECIDED AT SITE IN CONSULTATION WITH ENGINEERING IN CHARGE TO SUIT SITE CONDITIONS.
3. MS CONDUIT USED FOR OPEN APPLICATION.
4. THIS DRAWING IS ONLY INDICATIVE AND MAY VARY ACCORDING TO SITE CONDITION AND REQUIREMENT.
5. 50% SPARE IS MAINTAINED IN CONDUIT.

CCTV & ACS SYSTEM

1. IP POINT HAS TO BE MADE AVAILABLE NEAR EACH CAMERA. REFER DATA VOICE LAYOUT-O17203-L-SP-07-DV-2500.
2. THE CCTV CAMERA VIEW ANGLE TO BE SET AS PER THE COVERAGE LOCATION.
3. ALL SCHEMATICS DRAWING SHALL BE SUBMITTED SEPARATELY.
4. IP POINT HAS TO BE MADE AVAILABLE NEAR EACH ACS CONTROLLER. REFER DATA VOICE LAYOUT-O17203-L-SP-07-DV-2500.

IP TALK BACK SYSTEM

1. CAT6A, 4 PAIR TWISTED PAIR U/UTP CABLES SHALL BE USED TO CONNECT WITH NEAREST AVAILABLE IP POINT

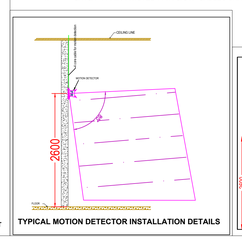

TYPICAL MOTION DETECTOR INSTALLATION DETAILS



CAMERA FIELD OF VIEW

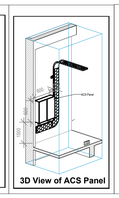

3D View of ACS Panel

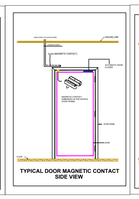

TYPICAL DOOR MAGNETIC CONTACT SIDE VIEW

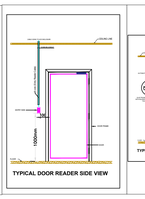

TYPICAL DOOR READER SIDE VIEW

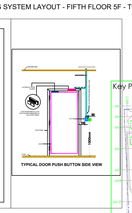

TYPICAL DOOR PUSH BUTTON SIDE VIEW

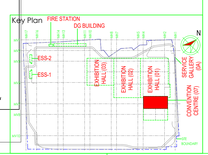

REFERENCE DRAWING

ARCHITECTURE
FLOOR PLANS APPROVED VIA TRANSMITTAL NO EDRC-B&F/O17203/01346
STRUCTURE
O17203-C-SP-07-NU-0010 - LAYOUT AND NUMERATION DETAIL OF LEVEL - F6 (+27.90M)
ELECTRICAL
O17203-E-SP-07-LL-0064 - CONVENTION CENTER - FIFTH FLOOR 5F - LIGHTING LAYOUTS
O17203-E-SP-07-PL-0172 - CONVENTION CENTER - FIFTH FLOOR 5F - POWER LAYOUTS
O17203-E-SP-07-EE-0278 - CONVENTION CENTER -5F- ELECTRICAL EQUIPMENT, CABLE TRAY & EARTHING LAYOUT - OVERALL PLAN
FPS
O17203-F-SP-07-PL-0025 - CONVENTION CENTER - 5F - OVER ALL PLAN: LAYOUT OF WETRISER CUM DOWNCOMER, AUTOMATIC SPRINKLER SYSTEM AND PORTABLE FIRST-AID FIRE EXTINGUISHERS
O17203-F-SP-07-FA-0026 - CONVENTION CENTER - 5F- OVER ALL PLAN: LAYOUT OF INTEGRATED INTELLIGENT ADDRESSABLE FIRE DETECTION & ALARM SYSTEM AND PHOTOLUMINESCENT SAFETY SIGNAGES
HVAC
O17203-V-SP-07-AC-0028 - CONVENTION CENTER FIFTH FLOOR 5F - HVAC EQUIPMENT DUCTING AND PIPING LAYOUT
PHE
O17203-U-SP-07-IP-0078 TO 0081 - PLUMBING SYSTEM LAYOUT - FIFTH FLOOR 5F - TOILET WATER SUPPLY LAYOUT

Owner / Employer

India International Convention & Exhibition Centre Limited
Room No. 403A, Ministry of Commerce & Industry, DIPP, Udyog Bhawan, New Delhi - 110011, India

Department of Industrial Policy and Promotion Ministry of Commerce & Industry Government of India

Knowledge Partner

Delhi Mumbai Industrial Corridor Development Corporation
Room No 341 B, 3rd Floor Hotel Ashok, Diplomatic Enclave, 50B Chanakyapuri, New Delhi - 110021

Employer's Representative

Employer's Engineer
Programme Management Consultant (PMC)

AECOM

Preliminary Engineering Architecture Consultants (PEAC)

idom
Av. Del Manzanares de El Escorial, 4, 28049 Madrid, Spain

CPKUKREJA ARCHITECTS
No.D-1, Ashirwad Building, Green Park, New Delhi, Delhi 110016, India

EPC Contractor

L&T Construction
Buildings & Factories
Mount Poonamalee Road, Manapakkam, P.B.No.979, Chennai – 600 089

EPC Contractor's Representatives

Design Consultant
Engineering Design and Research Center (EDRC)
L&T Construction - Buildings & Factories

Architectural Consultant
Arcop Associates Pvt. Ltd.
A-15, Pampose Enclave , G.K.-I
New Delhi, Delhi 110048, India

Structural Proof Consultant
Indian Institute of Technology (IIT) Madras
Sardar Patel Rd, Opposite to C. L.R.I., Adyar, Chennai, Tamil Nadu 600036

MEP Proof Consultant
Egis India Consulting Engineers Pvt. Ltd.
Plot No. 66, Sector 32, Institutional Area, Opp: Zenotte Solutions, Gurugram, Haryana 122001

ICT Proof Consultant
CKR Consulting Engineers Pvt. Ltd.
#4711, 3rd Floor, Narayana Arcade, Subbaramachetty Road, Nettlalappa Circle, Basavanagudi, Bengaluru - 560004

Certification

EPC Contractor		
Design Consultant		
Architectural Consultant		
Proof Consultant		
Structural	MEP	ICT
PEAC		

Issued by:
Employer / Employer's Engineer

REV	DESCRIPTION	DATE	DSGN	DRWN	CHKD	APPD
R0	ISSUED FOR GFC	06.04.20	BVH	SS	MSK	GNR

Revisions

ARCHITECTURE			FPS		
STRUCTURAL			PIPING		
ELECTRICAL			PHE		
ELV SYSTEM			GS		
HVAC			GEOTECH		
CHECKED BY	SIGN	DATE	CHECKED BY	SIGN	DATE

EPC Contractor
L&T Construction
Buildings & Factories

JOB No : O17203

Project Name
DESIGN AND CONSTRUCTION OF INDIA INTERNATIONAL CONVENTIONAL & EXPO CENTRE
SECTOR 25,DWARKA,NEW DELHI,INDIA

Drawing Status
GOOD FOR CONSTRUCTION (GFC)

Drawing No			Rev. No
L	07	1500	R0

Title :
CONVENTION CENTER-5F-OVER ALL ELV SYSTEM LAYOUT

EDRC DWG No :	Scale	Sheet Size
O17203-L-SP-07-LV-1500	AS INDICATED	A0

O17203 - L - 07 - 1500 _1 (CONVENTION CENTER-5F-OVER ALL ELV SYSTEM LAYOUT)

This drawing is the property of L&T Construction, B&F-EDRC and must not be passed on to any person or body not authorised by us to receive it nor be copied or otherwise made use either in full or in part by such persons or body without our prior permission in writing.

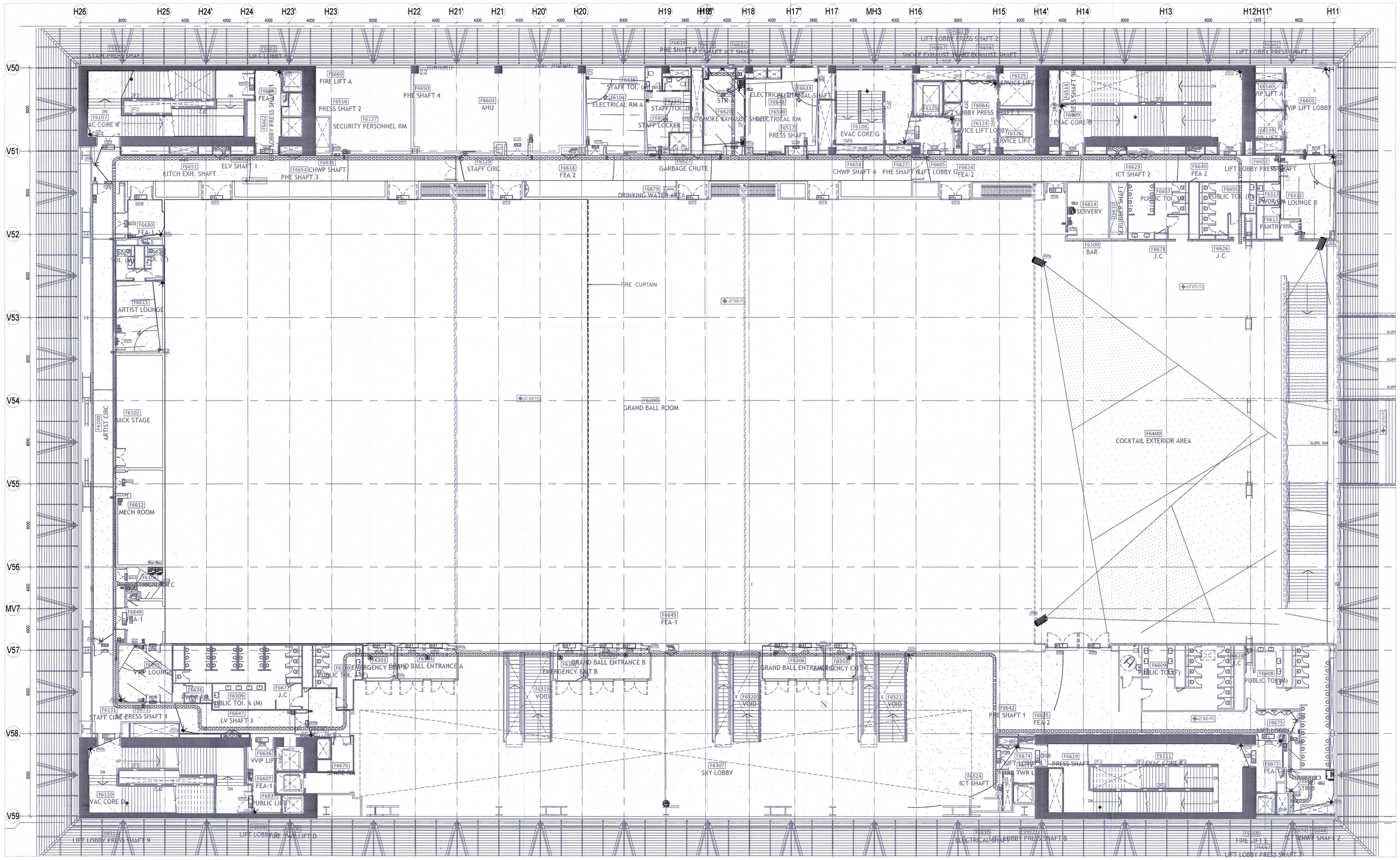

1 / 1600 CC_F6 OVERALL ELV SYSTEM LAYOUT
1 : 150

REFERENCE DRAWING
ARCHITECTURE
FLOOR PLANS APPROVED VIA TRANSMITTAL NO EDRC-B&F/O17203/01346
STRUCTURE
O17203-C-SP-07-NU-0011 - LAYOUT AND NUMERATION DETAIL OF LEVEL - F7 (+27.90M)
ELECTRICAL
O17203-E-SP-07-LL-0073 - CONVENTION CENTER - SIXTH FLOOR 6F - LIGHTING LAYOUTS
O17203-E-SP-07-PL-0181 - CONVENTION CENTER - SIXTH FLOOR 6F - POWER LAYOUTS
O17203-E-SP-07-EE-0287 -CONVENTION CENTER -6F- ELECTRICAL EQUIPMENT, CABLE TRAY & EARTHING LAYOUT - OVERALL PLAN
FPS
O17203-F-SP-07-PL-0028 - CONVENTION CENTRE - 6F - OVER ALL PLAN. LAYOUT OF WETRISER CUM DOWNCOMER, AUTOMATIC SPRINKLER SYSTEM AND PORTABLE FIRST-AID FIRE EXTINGUISHERS
017203-F-SP-07-FA-0029 - CONVENTION CENTRE - 6F- OVER ALL PLAN. LAYOUT OF INTEGRATED INTELLIGENT ADDRESSABLE FIRE DETECTION & ALARM SYSTEM AND PHOTOLUMINESCENT SAFETY SIGNAGES
HVAC
O17203-V-SP-07-AC-0029 - CONVENTION CENTRE SIXTH FLOOR 6F - HVAC EQUIPMENT DUCTING AND PIPING LAYOUT
PHE
017203-U-SP-07-IP-0082 to 0085 - PLUMBING SYSTEM LAYOUT - SIXTH FLOOR 6F - TOILET WATER SUPPLY LAYOUT

GENERAL NOTE
1. ALL DIMENSIONS ARE IN MILLIMETER UNLESS OTHERWISE SPECIFIED.
2. EXACT ROUTING SHALL BE DECIDED AT SITE IN CONSULTATION WITH ENGINEERING IN CHARGE TO SUIT SITE CONDITIONS.
3. MS CONDUIT USED FOR OPEN APPLICATION.
4. THIS DRAWING IS ONLY INDICATIVE AND MAY VARY ACCORDING TO SITE CONDITION AND REQUIREMENT.
5. 50% SPARE IS MAINTAINED IN CONDUIT.

CCTV & ACS SYSTEM
1. IP POINT HAS TO BE MADE AVAILABLE NEAR EACH CAMERA.REFER DATA VOICE LAYOUT-O17203-L-SP-07-DV-2600.
2. THE CCTV CAMERA VIEW ANGLE TO BE SET AS PER THE COVERAGE LOCATION.
3. ALL SCHEMATICS DRAWING SHALL BE SUBMITTED SEPARATELY.
4. IP POINT HAS TO BE MADE AVAILABLE NEAR EACH ACS CONTROLLER.REFER DATA VOICE LAYOUT-O17203-L-SP-07-DV-2600.

IP TALK BACK SYSTEM
1. CAT6A, 4 PAIR TWISTED PAIR U/UTP CABLES SHALL BE USED TO CONNECT WITH NEAREST AVAILABLE IP POINT

ACS LEGENDS

SYM	QTY	ITEM DESCRIPTION	MOUNTING HEIGHT
1		FIRE RATED ACCESS CONTROLLED DOORS (Type-Wall, Min.180 CONCRETE/GLASS)	INSIDE ENCLOSURE
2		DUAL INTERFACE MODULE FOR READERS (Model-Mercury EP1501)	INSIDE ENCLOSURE
3		INPUT & OUTPUT CONTROL MODULE (Model-PIB, Make-No. PIB-IO2-16)	INSIDE ENCLOSURE
4		SMART CARD READER (Model-Mercury MR62e, Make-HID Prime)	1500MM FROM FFL
5		SMART CARD READER WITH KEY PAD (Model-Mercury MR62e, Make-HID Prime)	1500MM FROM FFL
6		BIOMETRIC CARD READER (Make-EFR, Model-No.- TBA-BR-150)	1500MM FROM FFL
7		BIOMETRIC READER (Make-EFR, Model-No.- CINFOSS-BL)	1500MM FROM FFL
8		MAGNETIC CONTACT (Model-Mercury, Make-EFR, Model-No.-TBA-DW-MS)	ON DOOR
9		MAGNETIC CONTACT(ROLLING SHUTTER (Model-DF, Make-N. - FIXED-RS)	ON DOOR
10		PIR LOCATION & DEAF WITH LED (Model-Mercury, Make-EFR, Model-No.-BS-SL-M)	ON DOOR
11		PIR + LOW LEVEL DEAF WITH LED (Model-Mercury, Make-EFR, Model-No.-BS-SL-M)	ON DOOR
12		EMERGENCY BREAK GLASS UNIT (Model-BG, Make-N. C-TBD)	1500MM FROM FFL
13		EXIT PUSH BUTTON (Model-Mercury, Make-EFR, Model-No.-BS-SS-SS)	1500MM FROM FFL
14		MOTION DETECTOR (Model-Mercury, Make-No.-AF-BM-IS)	2800MM FROM FFL
15		2-WIRE CABLE (Make- N.C-TBD)	INSIDE CONDUIT
16		4-WIRE CABLE (Make- N.C-TBD)	INSIDE CONDUIT
17		6-WIRE CABLE (Make- N.C-TBD)	INSIDE CONDUIT
18		25 MM PVC CONDUIT (Make- BMD)	ON WALL AND CEILING
19		20 MM PVC CONDUIT (Make- BMD)	ON WALL AND CEILING

CCTV LEGENDS

SYM	QTY	ITEM DESCRIPTION	MOUNTING HEIGHT
1		INDOOR/OUTDOOR FIXED CAMERA (Make-PELCO, Model No.- IMP231-1ERS)	WALL/FALSE CEILING MOUNTED
2		INDOOR/OUTDOOR VARIFOCAL DOME CAMERA (Make-PELCO, Model No.- IMP231-1ERS)	WALL/FALSE CEILING MOUNTED
3		INDOOR/OUTDOOR PTZ CAMERA (Make-PELCO, Model No.- IMPS231-1ERS)	WALL/FALSE CEILING MOUNTED
4		INDOOR/OUTDOOR 180 Deg PERIMETER CAMERA (Make-PELCO, Model No.- IMB3007-1ES)	WALL/FALSE CEILING MOUNTED
5		INDOOR/OUTDOOR 360 Deg REMOTE DOME CAMERA (Make-PELCO, Model No.- IMD3007-1ES)	WALL/FALSE CEILING MOUNTED
6		INDOOR/OUTDOOR 360 Deg CAMERA (Make-PELCO, Model No.- IMB3007-1ES)	WALL/FALSE CEILING MOUNTED
7		INDOOR FIXED CAMERA(Age Wise Cameras) (Make-PELCO, Model No.- IMP231-1ERS)	WALL/FALSE CEILING MOUNTED
8		PATCH CORD	WALL/FALSE CEILING INSTALLATION

OTHER VENDOR SCOPE

SYM	QTY	DESCRIPTION
1		IP Ethernet Point
2		UPS Power Supply Point (230V 5 AMP)

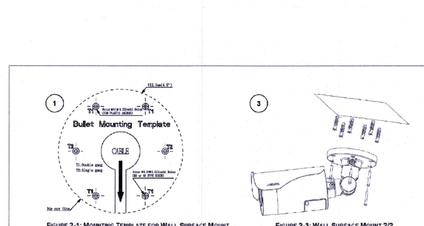

FIGURE 2-1: MOUNTING TEMPLATE FOR WALL SURFACE MOUNT

FIGURE 2-3: WALL SURFACE MOUNT 2/2

TYPICAL MOUNTING DETAILS FOR OUTDOOR BULLET CAMERA SURFACE MOUNT

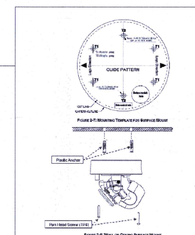

TYPICAL MOUNTING DETAILS FOR WALL CEILING SURFACE MOUNT

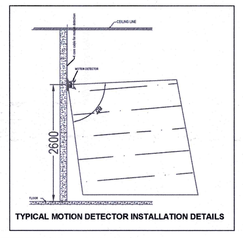

TYPICAL MOTION DETECTOR INSTALLATION DETAILS

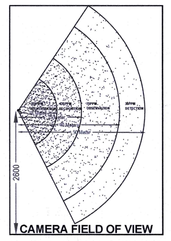

CAMERA FIELD OF VIEW

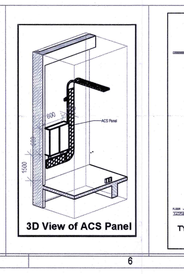

3D View of ACS Panel

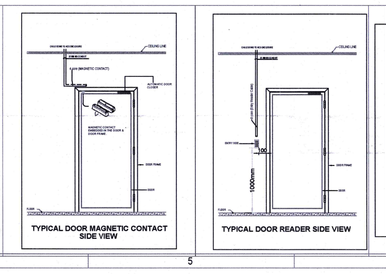

TYPICAL DOOR MAGNETIC CONTACT SIDE VIEW

TYPICAL DOOR READER SIDE VIEW

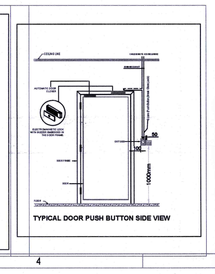

TYPICAL DOOR PUSH BUTTON SIDE VIEW

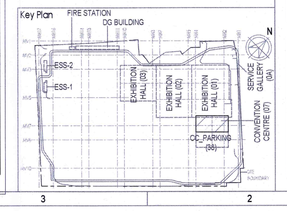

Owner / Employer
India International Convention & Exhibition Centre Limited
Room No. 453A, Ministry of Commerce & Industry, DPIIT, Udyog Bhawan, New Delhi - 110011, India

Department of Industrial Policy and Promotion Ministry of Commerce & Industry Government of India

Knowledge Partner
Delhi Mumbai Industrial Corridor Development Corporation
Room No.341 B, 3rd Floor Hotel Ashok, Diplomatic Enclave, 50B Chankyapuri, New Delhi - 110021

Employer's Representative
Employer's Engineer
Programme Management Consultant (PMC)
AECOM

Preliminary Engineering Architecture Consultants (PEAC)
idom — Av. Del Manzanares de El Escorial, 4, 28049 Madrid, Spain
CPKUKREJA ARCHITECTS — N.D-1, Ashirwad Building, Green Park, New Delhi, Delhi 110016, India

EPC Contractor
L&T Construction Buildings & Factories
Mount Poonamallee Road, Manapakkam, P.B.No.979, Chennai - 600 089

EPC Contractor's Representatives
Design Consultant
Engineering Design and Research Center (EDRC)
L&T Construction - Buildings & Factories

Architectural Consultant
ARCOP — Arcop Associates Pvt. Ltd.
A-15, Pampose Enclave , G.K.-1
New Delhi, Delhi 110048, India

Structural Proof Consultant
Indian Institute of Technology (IIT) Madras
Sardar Patel Rd, Opposite to C. L.R.I. Adyar, Chennai, Tamil Nadu 600036

MEP Proof Consultant
egis — Egis India Consulting Engineers Pvt. Ltd.
Plot No. 66, Sector 32, Institutional Area, Opp: Zenofa Solutions, Gurugram, Haryana 122001

ICT Proof Consultant
CKR — CKR Consulting Engineers Pvt. Ltd.
R-411, 3rd Floor, Narayana Arcade, Subbaramachetty Road, Nellakalappa Circle, Basavanagudi, Bengaluru - 560004

Certification
EPC Contractor
Design Consultant
Architectural Consultant
Proof Consultant
Structural | MEP | ICT
PEAC — Reviewed GFC drawing prepared by Consultant and ensured that all preliminary aspects and parameters have been adhered to: 10/10/2020
Issued by: Signature on behalf of PEAC
Employer / Employer's Engineer

REV	DESCRIPTION	DATE	DSGN	DRWN	CHKD	APPD
R0	ISSUED FOR GFC	25.02.20	SVH	MVK	MSE	GHR

Revisions

ARCHITECTURE		FPS	
STRUCTURAL		PIPING	
ELECTRICAL		PHE	
ELV SYSTEM		GIS	
HVAC		GEOTECH.	
CHECKED BY	SIGN / DATE	CHECKED BY	SIGN / DATE

EPC Contractor
L&T Construction Buildings & Factories

JOB No :

Project Name
DESIGN AND CONSTRUCTION OF INDIA INTERNATIONAL CONVENTIONAL & EXPO CENTRE
SECTOR 25,DWARKA,NEW DELHI,INDIA

Drawing Status
GOOD FOR CONSTRUCTION (GFC)

Drawing No			Rev. No
L	07	1600	R0

Title :
CONVENTION CENTER-6F-OVER ALL ELV SYSTEM LAYOUT

EDRC DWG No : O17203-L-SP-07-LV-1600
Scale: AS INDICATED
Sheet Size: A0

This drawing is the property of L&T Construction. Reproduction or disclosure to third parties without written consent is prohibited.

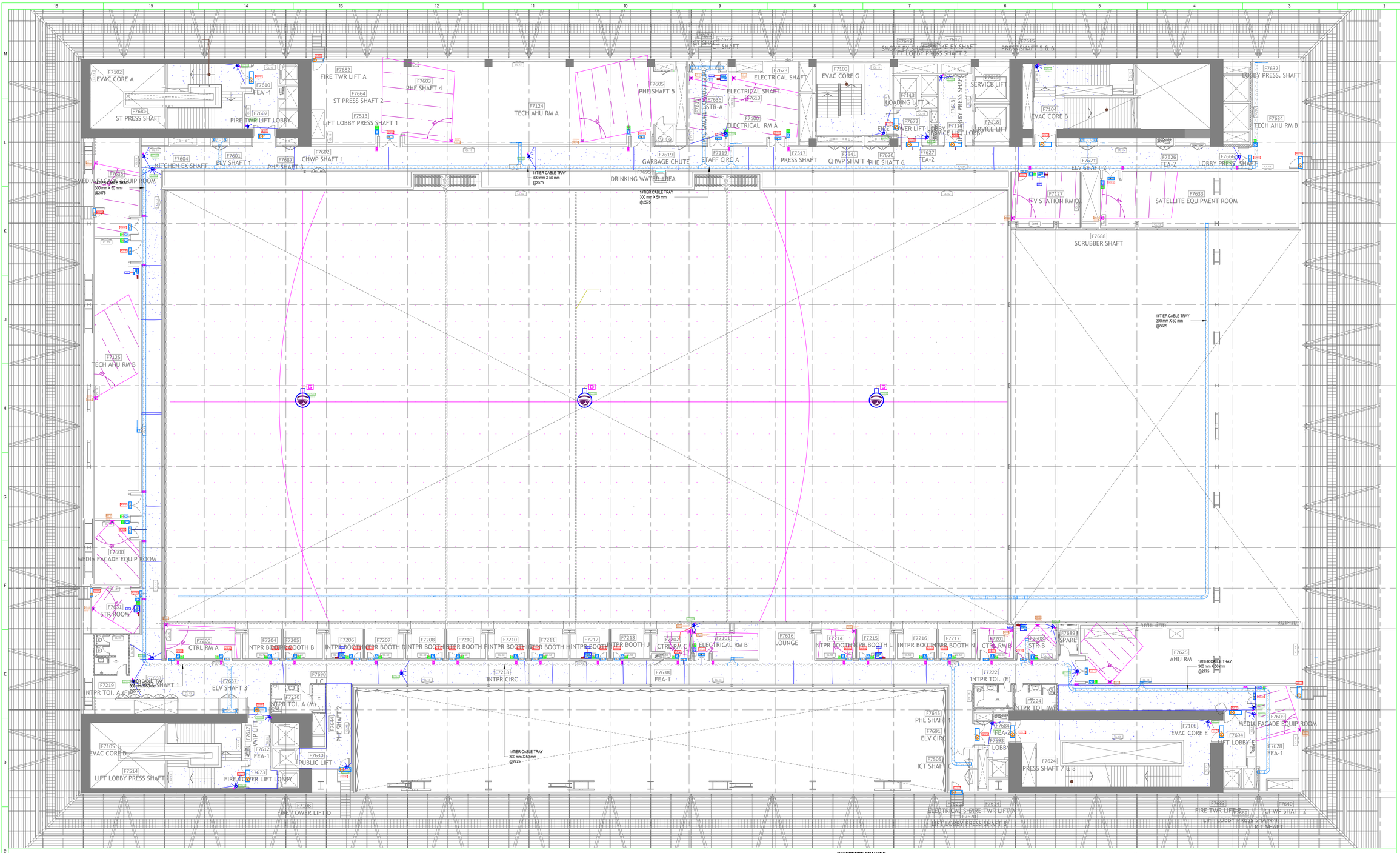

1 CC_F7_OVERALL ELV SYSTEM LAYOUT
1700 / 1 : 150

ACS LEGENDS

SYMBOL	DESCRIPTION	MOUNTING HEIGHT
	ACCESS, DUAL READER CONTROLLER (Make-RBH, Model No.- RBH-AC-DDR-0430)	INSIDE ENCLOSURE
	DUAL INTERFACE MODULE FOR READERS (Make-RBH, Model No.- [illegible])	INSIDE ENCLOSURE
	INPUT & OUTPUT CONTROL MODULE (Make-RBH, Model No.- RBH-IO-[illegible])	INSIDE ENCLOSURE
	SMART CARD READER (Make-RBH, Model No.- RBH-RM)	1500MM FROM FFL
	SMART CARD READER (Make-RBH, Model No.- RBH-RM-KEYPAD)	1500MM FROM FFL
	BIO-METRIC CARD READER (Make-RBH, Model No.- RBH-BFR-100)	1500MM FROM FFL
	PKE READER (Make-RBH, Model No.- ICAM700S8-E)	1500MM FROM FFL
	MAGNETIC CONTACT (Make-CQR, Model No.- SC315WHVGSEN)	ON DOOR
	MAGNETIC CONTACT WELLHID SHUTTER (Make-CQR, Model No.- SC315WHVGSEN)	ON DOOR
	EM LOCK-SINGLE LEAF WITH QPS (Make-REMCON, Model No.- RE-WHELB-S-W)	ON DOOR
	EM LOCK-DOUBLE LEAF WITH QPS (Make-REMCON, Model No.- RE-WHELB-S-W)	ON DOOR
	EMERGENCY BREAK GLASS UNIT (Make-BEI, Model No.-E-10B)	1500MM FROM FFL
	EXIT PUSH BUTTON (Make-BEI, Model No.-700B-SSSN)	1500MM FROM FFL
	MOTION DETECTOR (Make- TEKECON, Model No.-AF8000Z)	2600MM FROM FFL
	4-CORE CABLE (Make- SKYTONE)	INSIDE CONDUIT
	2-CORE CABLE (Make- SKYTONE)	INSIDE CONDUIT
	2-CORE CABLE (Make- RMS)	INSIDE CONDUIT
	25 MM PVC CONDUIT (Make- RMS)	ON WALL AND CEILING
	32 MM PVC CONDUIT (Make- RMS)	ON WALL AND CEILING

CCTV LEGENDS

SYMBOL	DESCRIPTION	MOUNTING HEIGHT
	INDOOR/OUTDOOR FIXED CAMERA (Make-PELCO, Model No.- IMP231-1ERS)	WALL/FALSE CEILING MOUNTED
	OUTDOOR BULLET CAMERA (Make-PELCO, Model No.-IBP231-1ER)	WALL/FALSE CEILING MOUNTED
	INDOOR/OUTDOOR 360 Deg CAMERA (Make-PELCO, Model No.-IMB12036-1ES)	WALL/FALSE CEILING MOUNTED
	INDOOR/OUTDOOR 360 Deg REMOTE DOME CAMERA (Make-PELCO, Model No.-IMD2021-1ES)	WALL/FALSE CEILING MOUNTED
	PATCH CORD	WALL/FALSE CEILING INSTALLATION

OTHER VENDOR SCOPE

SYMBOL	DESCRIPTION
	IP Ethernet Point
UPS	UPS Power Supply Point (230V 6 AMP)

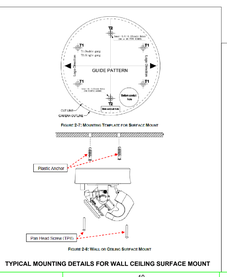

Fixed 2-D Mounting Template for Surface Mount

Fixed 2-D Wall or Ceiling Surface Mount

TYPICAL MOUNTING DETAILS FOR WALL CEILING SURFACE MOUNT

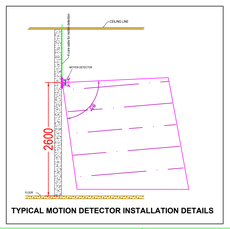

TYPICAL MOTION DETECTOR INSTALLATION DETAILS



CAMERA FIELD OF VIEW

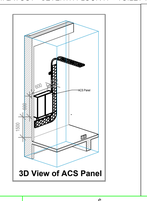

3D View of ACS Panel

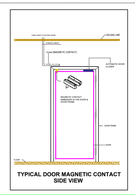

TYPICAL DOOR MAGNETIC CONTACT SIDE VIEW

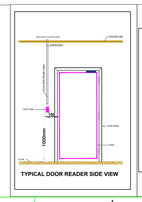

TYPICAL DOOR READER SIDE VIEW

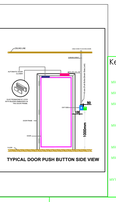

TYPICAL DOOR PUSH BUTTON SIDE VIEW

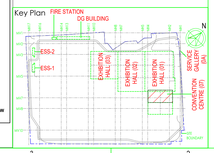

REFERENCE DRAWING
ARCHITECTURE
FLOOR PLANS APPROVED VIA TRANSMITTAL NO EDRC-B&F/O17203/01346
STRUCTURE
O17203-C-SP-07-NU-0012 - LAYOUT AND NUMERATION DETAIL OF LEVEL - F8 (+27.90M)
ELECTRICAL
O17203-E-SP-07-LL-0082 - CONVENTION CENTER - SEVENTH FLOOR 7F - LIGHTING LAYOUTS
O17203-E-SP-07-PL-0190 - CONVENTION CENTER - SEVENTH FLOOR 7F - POWER LAYOUTS
O17203-E-SP-07-EE-0298 -CONVENTION CENTER -7F- ELECTRICAL EQUIPMENT, CABLE TRAY & EARTHING LAYOUT - OVERALL PLAN
FPS
O17203-F-SP-07-PL-0031 - CONVENTION CENTRE - 7F - OVER ALL PLAN: LAYOUT OF WETRISER CUM DOWNCOMER, AUTOMATIC SPRINKLER SYSTEM AND PORTABLE FIRST-AID FIRE EXTINGUISHERS
O17203-F-SP-07-FA-0032 - CONVENTION CENTRE - 7F- OVER ALL PLAN: LAYOUT OF INTEGRATED INTELLIGENT ADDRESSABLE
FIRE DETECTION & ALARM SYSTEM AND PHOTOLUMINESCENT SAFETY SIGNAGES
HVAC
O17203-V-SP-07-AC-0030 - CONVENTION CENTRE SEVENTH FLOOR 7F - HVAC EQUIPMENT DUCTING AND PIPING LAYOUT
PHE
O17203-U-SP-07-IP-0043 to 0045 - PLUMBING SYSTEM LAYOUT - SEVENTH FLOOR 7F - TOILET WATER SUPPLY LAYOUT

GENERAL NOTE
1. ALL DIMENSIONS ARE IN MILLIMETER UNLESS OTHERWISE SPECIFIED.
2. EXACT ROUTING SHALL BE DECIDED AT SITE IN CONSULTATION WITH ENGINEERING IN CHARGE TO SUIT SITE CONDITIONS.
3. M5 CONDUIT USED FOR OPEN APPLICATION.
4. THIS DRAWING IS ONLY INDICATIVE AND MAY VARY ACCORDING TO SITE CONDITION AND REQUIREMENT.
5. 50% SPARE IS MAINTAINED IN CONDUIT.

CCTV & ACS SYSTEM
1. IP POINT HAS TO BE MADE AVAILABLE NEAR EACH CAMERA.REFER DATA VOICE LAYOUT-O17203-L-SP-07-DV-2700.
2. THE CCTV CAMERA VIEW ANGLE TO BE SET AS PER THE COVERAGE LOCATION.
3. ALL SCHEMATICS DRAWING SHALL BE SUBMITTED SEPARATELY.
4. IP POINT HAS TO BE MADE AVAILABLE NEAR EACH ACS CONTROLLER.REFER DATA VOICE LAYOUT-O17203-L-SP-07-DV-2700.

IP TALK BACK SYSTEM
1. CAT6A, 4 PAIR TWISTED PAIR U/UTP CABLES SHALL BE USED TO CONNECT WITH NEAREST AVAILABLE IP POINT

Owner / Employer
India International Convention & Exhibition Centre Limited
Room No. 453A, Ministry of Commerce & Industry, DIPP, Udyog Bhawan, New Delhi - 110011, India
Department of Industrial Policy and Promotion Ministry of Commerce & Industry Government of India

Knowledge Partner
Delhi Mumbai Industrial Corridor Development Corporation
Room No 341 B, 3rd Floor Nidhi Ashok, Diplomatic Enclave, 50B Chankyapuri, New Delhi - 110021

Employer's Representative
Employer's Engineer
Programme Management Consultant (PMC)
AECOM

Preliminary Engineering Architecture Consultants (PEAC)
idom
Av. Del Monasterio de El Escorial, 4, 28049 Madrid, Spain
CPKUKREJA ARCHITECTS
No.D-1, Ashirwad Building, Green Park, New Delhi, Delhi 110016, India

EPC Contractor
L&T Construction
Buildings & Factories
Mount Poonamallee Road, Manapakkam, P.B.No.979, Chennai – 600 089

EPC Contractor's Representatives
Design Consultant
Engineering Design and Research Center (EDRC)
L&T Construction - Buildings & Factories

Architectural Consultant
ARCOP
Arcop Associates Pvt. Ltd.
A-15, Pampose Enclave , G.K.- I
New Delhi, Delhi 110048, India

Structural Proof Consultant
Indian Institute of Technology (IIT) Madras
Sardar Patel Rd, Opposite to C. L.R.I, Adyar, Chennai, Tamil Nadu 600036

MEP Proof Consultant
egis
Egis India Consulting Engineers Pvt. Ltd.
Plot No. 66, Sector 32, Institutional Area, Opp. Deindia Solutions, Gurugram, Haryana 122001

ICT Proof Consultant
CKR
CKR Consulting Engineers Pvt. Ltd.
#411, 3rd Floor, Narayana Arcade, Subbaramachetty Road, Nettikalappa Circle, Basavanagudi, Bengaluru - 560004

Certification
EPC Contractor
Design Consultant
Architectural Consultant
Proof Consultant
Structural | MEP | ICT
PEAC
Issued by:
Employer / Employer's Engineer

REV	DESCRIPTION	DATE	DSGN	DRWN	CHKD	APPD
R0	ISSUED FOR GFC	13.02.20	BVH	SS	MSK	GNR

Revisions

ARCHITECTURE			FPS		
STRUCTURAL			PIPING		
ELECTRICAL			PHE		
ELV SYSTEM			GIS		
HVAC			GEOTECH.		
CHECKED BY	SIGN	DATE	CHECKED BY	SIGN	DATE

EPC Contractor
L&T Construction
Buildings & Factories
JOB No : O17203
Project Name
DESIGN AND CONSTRUCTION OF INDIA INTERNATIONAL CONVENTIONAL & EXPO CENTRE
SECTOR 25,DWARKA,NEW DELHI,INDIA
Drawing Status
GOOD FOR CONSTRUCTION (GFC)

Drawing No			Rev. No
L	07	1700	R0

Title :
CONVENTION CENTER-7F-OVER ALL ELV SYSTEM LAYOUT

EDRC DWG No :	Scale	Sheet Size
O17203-L-SP-07-LV-1700	AS INDICATED	A0

This drawing is the property of L&T Construction. B&F EDRC and must not be passed on to any person or body without our prior permission in writing.

O17203 - L - 07 - 1700 (CONVENTION CENTER-7F-OVER ALL ELV SYSTEM LAYOUT)

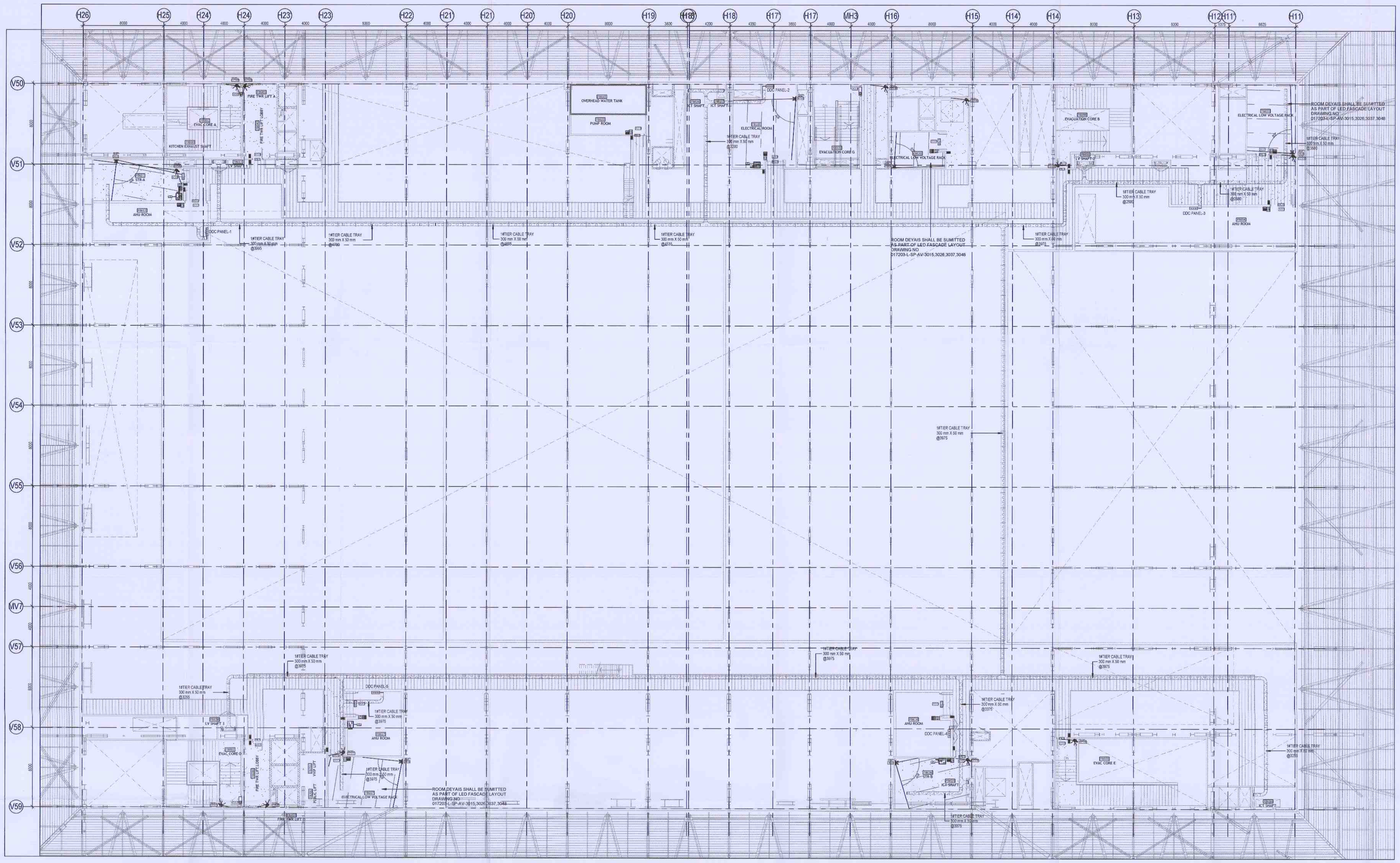

1 / 1800 CC_F8 OVERALL ELV SYSTEM LAYOUT
1 : 150

ACS LEGENDS

S.NO	SYMBOL	ITEM DESCRIPTION	MOUNTING HEIGHT
1		ACCESS, EVAC READER CONTROLLER (Make-PRIMA, Model No.-PRIMA-ACC-2)	INSIDE ENCLOSURE
2		EVAC, PUSHBUTTON BREAKER FOR MAGNETIC (Make-MIRA, MODEL-MEBL)	INSIDE ENCLOSURE
3		EXIT & ON/OFF CONTROL MODULE (Make-PRIMA, Model No.-PRIMA-IO-16)	INSIDE ENCLOSURE
4		MAGNETIC DOOR LOCK (Make-MIRA, Model No.-MIRA-ML)	1000MM FROM FFL
5		MAGNET CART SENSOR WITH EXTENDED ANTENNA (Make-PRIMA, Model No.-PRIMA-MCS-EA)	1000MM FROM FFL
6		EXIT MOTION CART SENSOR (Make-PRIMA, Model No.-PRIMA-MSPS-100)	1000MM FROM FFL
7		EVAC BUTTON (Make-MIRA, Model No.-EVAC/EB-01)	1000MM FROM FFL
8		MAGNETIC CONTACT (Make-DOR, Model No.- DOR-MC-SS-M)	ON DOOR
9		MAGNETIC CONTACT ROLLING SHUTTER (Make-DOR, Model No.- DOR-MC-RS)	ON DOOR
10		DM LOCK (DOUBLE LEAF DRYW DTV) (Make-MIRA, Model No.- MIRA-DM-DTV-DBLEL-RN)	ON DOOR
11		EMERGENCY REMOTE RELEASE UNIT (Make-MIRA, Model No.-E1-UBS)	1000MM FROM FFL
12		EXIT PUSH BUTTON (Make- MIRA, Model No.-MIRA-MSS)	1000MM FROM FFL
13		KEYPAD INTERCOM (Make- VIDEOCOM, Model No.-KP8000)	1500MM FROM FFL
14		1 CORE CABLE (Make- DOR/COMM)	INSIDE CONDUIT
15		2 CORE CABLE (Make- DOR/COMM)	INSIDE CONDUIT
16		1 CORE CABLE (Make- DOR/COMM)	INSIDE CONDUIT
17		32 MM PVC CONDUIT (Make- TATA)	INSIDE CONDUIT
18		25 MM PVC CONDUIT (Make- TATA)	ON FALL AND CEILING
19		25 MM PVC CONDUIT (Make- TATA)	ON FALL AND CEILING
20		METALLIC PERFORATED CABLE TRAY MADE OF 1.0 MM GALVANISED SHEET	1000MM FROM FFL
21		DDC PANEL	1500MM FROM FFL

CCTV LEGENDS

S.NO	SYMBOL	DESCRIPTION	MOUNTING HEIGHT
1		INDOOR/OUTDOOR FIXED CAMERA (Make-PELCO, Model No.- IMP231-1ERS)	INSULATION SUSPENDED MOUNTED
2		INDOOR/OUTDOOR VARIFOCAL DOME CAMERA (Make-PELCO, Model No.- IMP519-1ERS)	INSULATION SUSPENDED MOUNTED
3		OUTDOOR BULLET CAMERA (Make-PELCO, Model No.- IBP336-12ES)	INSULATION SUSPENDED MOUNTED
4		INDOOR/OUTDOOR 180 DEGREE CAMERA (Make-PELCO, Model No.- IMD22E7-1ES)	INSULATION CEILING MOUNTED
5		INDOOR/OUTDOOR 360 Deg REMOTE DOME CAMERA (Make-PELCO, Model No.- IMD28E7-1ES)	INSULATION CEILING MOUNTED
6		INDOOR/OUTDOOR 360 Deg CAMERA (Make-PELCO, Model No.- IMM12E6-1ES)	INSULATION CEILING MOUNTED
7		INDOOR/OUTDOOR CAMERA(Fixed Focus)(BF) (Make-PELCO, Model No.- IBP231V1-ERS)	WALL/PILLAR CEILING MOUNTED
8		PATCH CORD	WALL/PILLAR CEILING INSTALLATION

OTHER VENDOR SCOPE

S.NO	SYMBOL	DESCRIPTION
1		IP Starter Panel
2		UPS Power Supply Panel (230V 2 AMP)

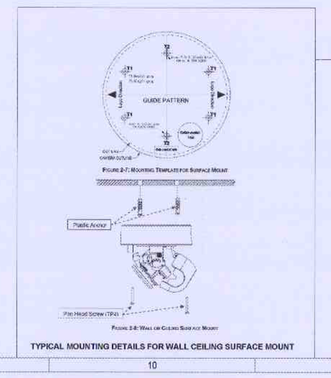

TYPICAL MOUNTING DETAILS FOR WALL CEILING SURFACE MOUNT

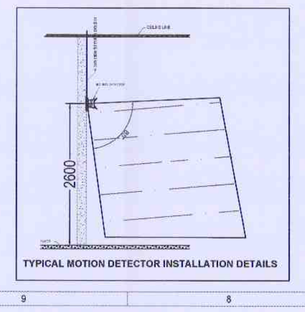

TYPICAL MOTION DETECTOR INSTALLATION DETAILS

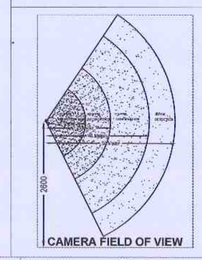

CAMERA FIELD OF VIEW

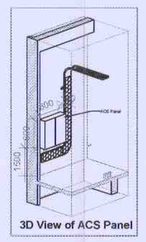

3D View of ACS Panel

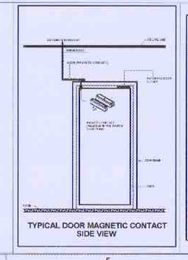

TYPICAL DOOR MAGNETIC CONTACT SIDE VIEW

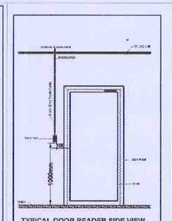

TYPICAL DOOR READER SIDE VIEW

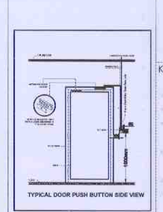

TYPICAL DOOR PUSH BUTTON SIDE VIEW

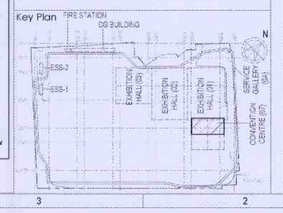

GENERAL NOTE

1. ALL DIMENSIONS ARE IN MILLIMETER UNLESS OTHERWISE SPECIFIED.
2. EXACT ROUTING SHALL BE DECIDED AT SITE IN CONSULTATION WITH ENGINEERING IN CHARGE TO SUIT SITE CONDITIONS.
3. MS CONDUIT USED FOR OPEN APPLICATION.
4. THIS DRAWING IS ONLY INDICATIVE AND MAY VARY ACCORDING TO SITE CONDITION AND REQUIREMENT.
5. 50% SPARE IS MAINTAINED IN CONDUIT.

CCTV & ACS SYSTEM

1. IP POINT HAS TO BE MADE AVAILABLE NEAR EACH CAMERA REFER DATA VOICE LAYOUT-O17203-L-SP-07-DV-2800.
2. THE CCTV CAMERA VIEW ANGLE TO BE SET AS PER THE COVERAGE LOCATION
3. ALL SCHEMATICS DRAWING SHALL BE SUBMITTED SEPARATELY.
4. IP POINT HAS TO BE MADE AVAILABLE NEAR EACH ACS CONTROLLER.REFER DATA VOICE LAYOUT-O17203-L-SP-07-DV-2800.

IP TALK BACK SYSTEM

1. CAT6A, 4 PAIR TWISTED PAIR U/UTP CABLES SHALL BE USED TO CONNECT WITH NEAREST AVAILABLE IP POINT

REFERENCE DRAWING

ARCHITECTURE
FLOOR PLANS APPROVED VIA TRANSMITTAL NO EDRC-B&F/O17203/01346

STRUCTURE
O17203-C-SP-07-NU-0012 - LAYOUT AND NUMERATION DETAIL OF LEVEL - F8 (+27.90M)

ELECTRICAL
O17203-E-SP-07-LL-0091 - CONVENTION CENTER - EIGHTH FLOOR 8F - LIGHTING LAYOUTS
O17203-E-SP-07-PL-0199 - CONVENTION CENTER - EIGHTH FLOOR 8F - POWER LAYOUTS
O17203-E-SP-07-EE-0308 -CONVENTION CENTER -8F- ELECTRICAL EQUIPMENT, CABLE TRAY & EARTHING LAYOUT - OVERALL PLAN EPS
O17203-F-SP-07-PL-0234 - CONVENTION CENTRE - 8F - OVER ALL PLAN: LAYOUT OF WETRISER CUM DOWNCOMER, AUTOMATIC SPRINKLER SYSTEM AND PORTABLE FIRST-AID FIRE EXTINGUISHERS
O17203-F-SP-07-FA-0038 - CONVENTION CENTRE - 8F- OVER ALL PLAN: LAYOUT OF INTEGRATED INTELLIGENT ADDRESSABLE FIRE DETECTION & ALARM SYSTEM AND PHOTOLUMINESCENT SAFETY SIGNAGES

HVAC
O17203-V-SP-07-AC-0031 - CONVENTION CENTRE EIGHTH FLOOR 8F- HVAC EQUIPMENT DUCTING AND PIPING LAYOUT

PHE
O17203-U-SP-07-IP-0090 - PLUMBING SYSTEM LAYOUT - EIGHTH FLOOR 8F - TOILET WATER SUPPLY LAYOUT

Owner / Employer
India International Convention & Exhibition Centre Limited
Room No. 403A, Ministry of Commerce & Industry, DPIIT, Udyog Bhawan, New Delhi - 110011, India

Department of Industrial Policy and Promotion Ministry of Commerce & Industry Government of India

Knowledge Partner
DMICDC
Delhi Mumbai Industrial Corridor Development Corporation
Room No.341 B, 3rd Floor Hotel Ashoka, Diplomatic Enclave, 50B Chankyapuri, New Delhi - 110021

Employer's Representative
Employer's Engineer
Programme Management Consultant (PMC)
AECOM

Preliminary Engineering Architecture Consultants (PEAC)
idom
Av. Del Manzanillo de El Escorial, 4, 28041 Madrid, Spain
CPKUKREJA ARCHITECTS
No.D-1, Ashirwad Building, Green Park, New Delhi, Delhi 110016, India

EPC Contractor
L&T Construction
Buildings & Factories
Mount Poonamallee Road, Manapakkam, P.B.No.979, Chennai - 600 089

EPC Contractor's Representatives
Design Consultant
Engineering Design and Research Center (EDRC)
L&T Construction - Buildings & Factories

Architectural Consultant
ARCOP
Arcop Associates Pvt. Ltd.
A-15, Pampose Enclave, (G.F.)
New Delhi, Delhi 110048, India

Structural Proof Consultant
Indian Institute of Technology (IIT) Madras
Sardar Patel Rd, Opposite to C.L.R., Adyar, Chennai, Tamil Nadu 600036

MEP Proof Consultant
egis
Egis India Consulting Engineers Pvt. Ltd.
Plot No. 66, Sector 32, Institutional Area, Opp. Zenotta Solutions, Gurugram, Haryana 122001

ICT Proof Consultant
CKR
CKR Consulting Engineers Pvt. Ltd.
#4/10, 3rd Floor, Ananjaya Arcade, Subbaramachetty Road, Netkalappa Circle, Sriniwaspuram, Bengaluru - 560004

Certification

EPC Contractor

Design Consultant

Architectural Consultant

Proof Consultant
Structural MEP

PEAC
Reviewed GFC drawing prepared by Contractor and ensures that all preliminary aspects and parameters have been achieved in:

Issued by: 13/02/2024
Employer / Employer's Engineer Half of PEAC

REV	DESCRIPTION	DATE	DSGN	DRWN	CHKD	APPD
R0	ISSUED FOR GFC	03.02.20	SVH	SS	MGK	CHR

Revisions

ARCHITECTURE		FPS	
STRUCTURAL		PIPING	
ELECTRICAL		PHE	
ELV SYSTEM		GIS	
HVAC		GEOTECH	

CHECKED BY	SIGN	DATE	CHECKED BY	SIGN	DATE

EPC Contractor
L&T Construction
Buildings & Factories

JOB No : 017203

Project Name
DESIGN AND CONSTRUCTION OF INDIA INTERNATIONAL CONVENTIONAL & EXPO CENTRE
SECTOR 25,DWARKA,NEW DELHI,INDIA

Drawing Status
FOR CONSTRUCTION
GOOD FOR CONSTRUCTION (GFC)

Drawing No			Rev. No
L	07	1800	R0

Title :
CONVENTION CENTER-8F-OVER ALL ELV SYSTEM LAYOUT

EDRC DWG No :	Scale	Sheet Size
O17203-L-SP-07-LV-1800	AS INDICATED	A0

This drawing is the property of L&T Construction. L&T EDRC shall not be responsible for any person to rely upon or act on the contents of this drawing or any part thereof without written consent and shall not be liable for any such use or action.

O17203 - L - 07 - 1800 (CONVENTION CENTER-8F-OVER ALL ELV SYSTEM LAYOUT)

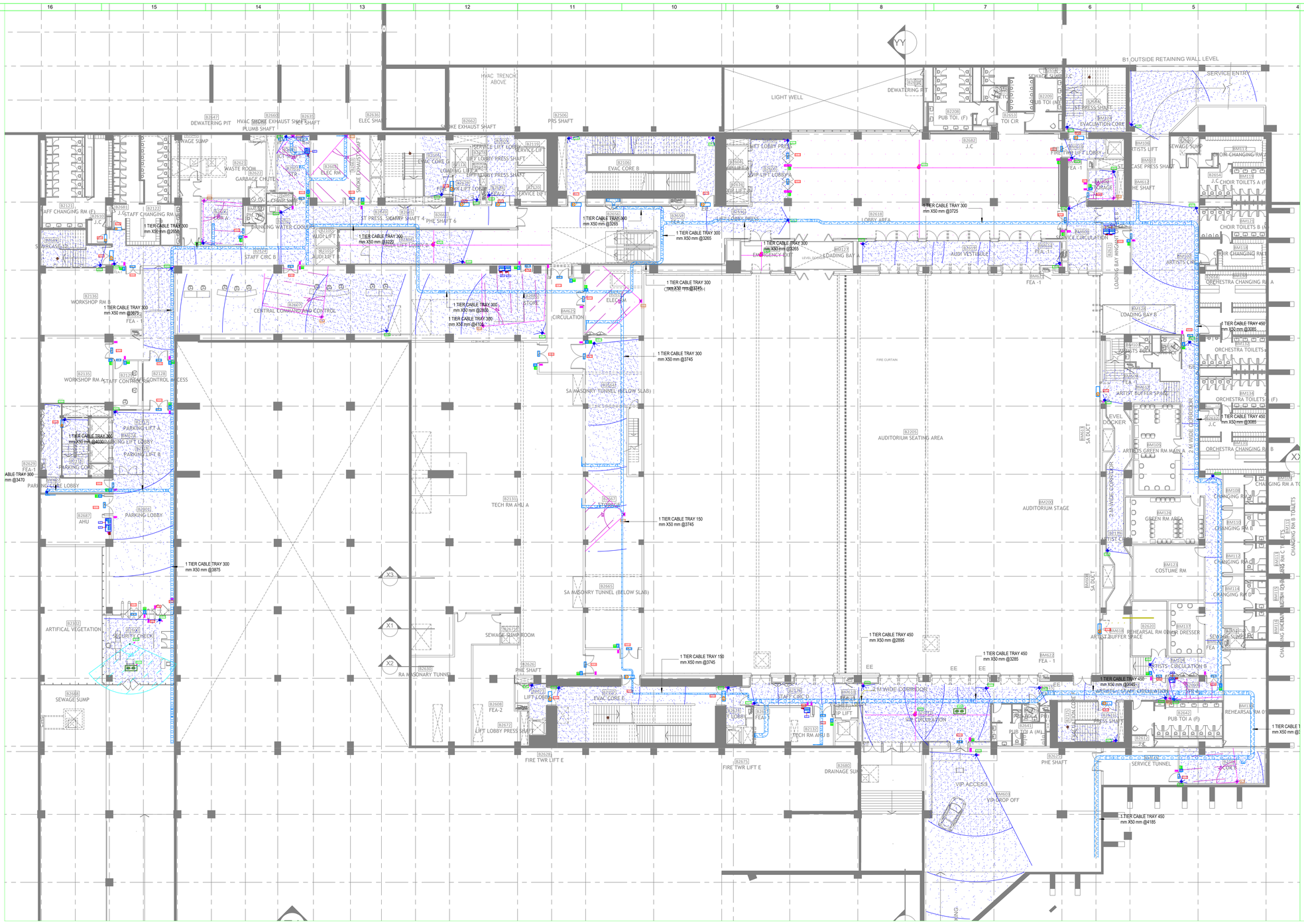

1 / 1901 CC_Basement 02 ELV SYSTEM OVERALL LAYOUT
1 : 200

SR. NO	NUMBER	ROOM	X m	Y m	SQM
1	B2100	AUDI LIFT A	2.5	2.05	5.13
2	B2101	AUDI LIFT B	2.5	2	5.00
3	B2102	COR B	10.05	4.15	41.71
4	B2105	EVAC CORE G	7.18	7.2	51.70
5	B2106	EVAC CORE B	17.42	6.42	111.84
6	B2107	EVAC CORE E	18.58	6.62	123.00
7	B2112	LOADING LIFT A	2.5	3.2	8.00
8	B2116	PARKING CORE	3	6.97	20.91
9	B2117	PARKING LIFT A	2.15	2.2	4.73
10	B2118	PARKING LIFT B	2.15	2.2	4.73
11	B2119	SERVICE LIFT A	3.5	3.4	11.90
12	B2120	SERVICE LIFT B	3.5	3.67	12.85
13	B2121	STAFF CHANGING RM (F)	-	-	91.52
14	B2122	STAFF CHANGING RM (M)	7.9	12.97	102.46
15	B2124	STAFF CIRC B	-	-	216.85
16	B2125	EVACUATION CORE F	7.05	7.17	50.55
17	B2126	STAFF CIRC D	-	-	34.10
18	B2128	STAFF CONTROL ACCESS	3.64	5.71	20.78
19	B2129	STAFF CONTROL RM	3.41	5.71	19.47
20	B2131	TECH RM AHU A	-	-	861.56
21	B2132	TECH RM AHU B	9.31	4.44	36.04
22	B2135	WORKSHOP RM A	8.42	7.87	66.27
23	B2136	WORKSHOP RM B	11.96	7.87	94.13
24	B2139	ARTIST CIRC	-	-	54.17
26	B2204	AUDI LIFT LOBBY B	45.54	4.25	294.90
27	B2205	AUDITORIUM SEATING AREA	53.7	47.25	2142.44
28	B2208	PUB TOI (F)	-	-	43.29
29	B2209	PUB TOI (M)	-	-	45.71
30	B2301	PARKING LOBBY	-	-	148.12
31	B2302	ARTIFICAL VEGETATION	7.73	37.6	290.60
32	B2506	PRS SHAFT	0.95	6.42	6.10
33	B2600	SECURITY CHECK	8.25	8.74	72.11
34	B2601	S.TR	3.5	6.62	26.60
35	B2602	ELEC RM	6.92	8.21	56.81
36	B2603	VVIP LIFT LOBBY A	4.37	7.45	32.56
37	B2604	VVIP LIFT A	2.55	2.6	6.63
38	B2605	SERVICE LIFT LOBBY	3.3	8.18	26.99
39	B2606	COR A	4.62	5.43	26.17
40	B2607	CENTRAL COMMAND AND CONTROL	27.64	7.89	218.06
41	B2608	FEA-2	1.5	0.75	1.13
42	B2610	J.C	0.6	1.25	0.75
43	B2612	J.C	2.55	1.35	3.44
44	B2613	VVIP LIFT B	2.55	2.6	6.63
45	B2614	VVIP CIRCULATION	-	-	128.47
46	B2615	FEA - 1	1.2	0.65	0.78
47	B2616	LIFT LOBBY PRESS	2.55	0.94	2.40
48	B2617	ELEC RM	6.69	8.19	54.79
49	B2618	LOBBY AREA	31.65	12.72	402.50
50	B2619	AUDI VESTIBULE	23.94	2.85	68.23
51	B2620	REHEARSAL RM 0/I	4.17	6.5	27.11
52	B2621	LOADING BAY MIXMINT OFFICE B	3.29	5.09	16.75
53	B2622	GARBAGE CHUTE	1.98	1.61	3.18
54	B2623	WASTE ROOM	-	-	51.02
55	B2624	LIFT LOBBY PRESS SHAFT	1.59	1.12	1.78
56	B2625	PHE SHAFT	0.47	1.3	0.61
57	B2626	PHE SHAFT	1.79	0.47	0.84
58	B2627	VIP LIFT	2.6	2.55	6.63
59	B2628	FIRE TWR LIFT E	2	1.8	3.60
60	B2629	FEA-1	0.6	1.2	0.72
61	B2630	RA MASONARY TUNNEL	-	-	95.38
62	B2631	PRESS SHAFT	0.62	4.76	2.95
63	B2632	J.C	1.81	0.55	1.00
64	B2634	FEA-2	0.62	2.06	1.28
65	B2635	ICT SHAFT	0.7	0.92	0.64
66	B2636	ELEC SHAFT	1.2	2.71	3.25
67	B2641	PUB TOI A (M)	6.28	4.95	31.09
68	B2642	PUB TOI A (F)	-	-	53.35
69	B2645	CHWP SHAFT 4	4.43	0.49	2.17
70	B2646	SEWAGE SUMP	4	2	8.00
71	B2647	DEWATERING PIT	2	2	4.00
72	B2648	PLUMB SHAFT	1.68	0.6	1.01
73	B2649	ST PRESS. SHAFT	1.2	2.75	3.28
74	B2650	DEWATERING PIT	2	2	4.00
75	B2651	SEWAGE SUMP.J.C	2.41	2.51	6.05
76	B2652	PH TOI	3.13	1.82	5.70
77	B2653	TOI CIR	3.23	2.3	7.43
78	B2654	J.C	0.6	1.55	0.93
79	B2655	SEWAGE SUMP.J.C	1.98	1.2	2.38
80	B2656	ICT SHAFT	1.6	0.35	0.63
81	B2657	CHWP SHAFT	3	0.93	2.79
82	B2658	J.C	1.4	0.6	0.84
83	B2659	FEA 2	1.52	0.84	1.28
84	B2660	HVAC SMOKE EXHAUST SHAFT	1	6.62	6.62
85	B2661	PHE SHAFT 6	2.07	0.49	1.01
86	B2662	SMOKE EXHAUST SHAFT	4.29	0.95	4.08
87	B2663	SMOKE EXHAUST SHAFT	1.2	1.83	2.20
88	B2664	SA MASONRY TUNNEL	8.13	3.65	29.64
89	B2665	SA MASONRY TUNNEL	8.13	3.65	29.64
90	B2666	SEWAGE SUMP	3.33	3.56	11.85
91	B2667	STORAGE	6.69	36.47	243.98
92	B2668	LIFT LOBBY PRESS	2.57	0.64	1.64
93	B2671	SEWAGE SUMP ROOM	2.2	3.6	7.92
94	B2672	LIFT LOBBY PRESS SHAFT	0.8	3.68	3.10
95	B2673	LIFT LOBBY	2	4.02	8.04
96	B2674	LIFT LOBBY	2.27	4.57	10.37
97	B2675	FIRE TWR LIFT E	1.8	2	3.60
98	B2677	FEA - 1	0.65	1.22	1.07
99	B2678	LIFT LOBBY PRESS SHAFT	1.59	1.88	2.99
100	B2679	FIRE TWR LIFT LOBBY	3.09	3.48	10.75
101	B2680	DRAINAGE SUMP	-	2	4.00
102	B2681	J.C	0.6	1.25	0.75
103	B2682	J.C	2.14	0.6	1.28
104	B2683	EMERGENCY EXIT	5.18	3.52	18.23
105	B2684	ST PRESS SHAFT	2.8	2.8	7.84
106	B2685	ICT SHAFT	0.2	0.80	0.16
107	B2686	STORE	15.8	8.77	138.57
108	B2687	AHU	8.33	5.8	48.15
109	B2688	SEWAGE SUMP	2	2	4.00
110	B2689	STAIRCASE-12	-	-	30.62
111	B2690	S.TR A	6.35	2.7	17.15
112	B2691	DRINKING WATER COOLERS	1.03	0.87	0.90
113	BM100	PH TOI	2	2.36	4.72
114	BM101	ARTISTS TOI	3.81	3.15	12.00
115	BM102	ARTISTS CIRC A	-	-	137.98
116	BM104	ARTISTS CIRCULATION B	-	-	104.97
117	BM105	ARTISTS GREEN RM MAIN A	5.56	10.85	60.33
118	BM106	ARTISTS LIFT	2.15	2.28	4.90
119	BM108	CHANGING RM A	2.41	3.87	9.33
120	BM109	CHANGING RM A TOILETS	2.56	3.41	8.73
121	BM110	CHANGING RM B	2.41	3.91	9.42
122	BM111	CHANGING RM B TOILETS	2.56	4.4	11.26
123	BM112	CHANGING RM C	2.41	3.68	8.86
124	BM113	CHANGING RM C TOILETS	2.56	3.4	8.70
125	BM114	CHANGING RM D	2.41	5.96	14.36
126	BM115	CHANGING RM D1 TOILETS	2.55	4.35	11.09
127	BM116	CHANGING RM D2 TOILETS	2.56	3.35	8.58
128	BM117	CHOIR CHANGING RM A	-	-	29.42
129	BM118	CHOIR CHANGING RM B	-	-	27.15
130	BM119	CHOIR TOILETS A (F)	7.85	3.97	31.16
131	BM121	CHOIR TOILETS B (M)	7.85	3.97	31.16
132	BM123	COSTUME RM	8.31	6.36	53.10
133	BM124	EVACUATION CORE C	7.15	7.65	54.70
134	BM126	GREEN RM AREA	9.29	5.56	51.64
135	BM127	LOADING BAY A	7.7	3.46	26.67
136	BM128	LOADING BAY B	8.55	3.5	29.93
137	BM130	ORCHESTRA CHANGING RM A	7.82	7.53	59.11
138	BM131	ORCHESTRA CHANGING RM B	7.82	7.56	59.12
139	BM132	ORCHESTRA TOILETS A	7.85	4.07	31.95
140	BM134	ORCHESTRA TOILETS B (F)	-	-	29.33
141	BM136	REHEARSAL RM 0/I	5.07	11.49	58.25
142	BM137	HAIR DRESSER	4.22	6.5	27.43
143	BM200	AUDITORIUM STAGE	9.13	42.2	385.29
144	BM600	STORAGE	3.24	3.59	11.63
145	BM601	SERVICE CIRCULATION	-	-	45.46
146	BM602	ARTISTS / STAFF CIRCULATION	4.17	2.85	11.88
147	BM603	VIP DROP OFF	20.63	14.79	305.12
148	BM605	FEA -1	0.75	1.12	0.84
149	BM607	STAIRCASE PRESS SHAFT	2.95	1.05	3.10
150	BM608	SA DUCT	1.2	2.5	3.00
151	BM609	FEA -1	0.6	1.2	0.72
152	BM610	FEA -1	1.22	0.76	0.93
153	BM611	FEA -1	0.6	1.2	0.72
154	BM612	PHE SHAFT	0.75	3.52	2.64
155	BM613	SA DUCT	1.2	2.47	2.96
156	BM614	FEA - 1	1.2	0.55	0.66
157	BM615	SERVICE TUNNEL	8.82	4.35	38.37
158	BM616	FIRE TWR LIFT LOBBY	4.95	2.28	11.29
159	BM617	ARTIST BUFFER SPACE	7.23	3.93	28.41
160	BM618	ARTIST BUFFER SPACE	-	-	28.04
161	BM619	PH TOI	2.65	2.08	5.51
162	BM620	VIP LIFT LOBBY	3.11	4.09	12.72
163	BM621	FEA - 1	1.2	0.67	0.80
164	BM622	FEA - 1	0.97	0.69	0.67
165	BM623	FEA - 1	0.65	1.2	0.78
166	BM624	PARKING LIFT LOBBY	3.5	7.55	26.43
167	BM625	CIRCULATION	-	-	50.22
168	BM626	PUB TOI A (PH)	1.97	2.12	4.18
169	BM627	PARKING CORE LOBBY	-	-	32.77
		TOTAL			9176.97

REFERENCE DRAWING

ARCHITECTURE
FLOOR PLANS APPROVED VIA TRANSMITTAL NO EDRC-B&F/O17203/01346
STRUCTURE
O17203-C-SP-07-NU-0002 - NUMERATION DETAIL OF B2 LEVEL
O17203-C-SP-07-NU-1002 - NUMERATION DETAIL OF B2 LEVEL -ZONE 1
O17203-C-SP-07-NU-2002 -NUMERATION DETAIL OF B2 LEVEL -ZONE 2
ELECTRICAL
O17203-E-SP-07-1L-0341 TO 0340-CONVENTION CENTER MSLD - 1/3 TO 3/3
O17203-E-SP-07-SC-0344-CONVENTION CENTER EARTHING SCHEMATIC
O17203-E-SP-07-EE-0208-CONVENTION CENTER -B2- ELECTRICAL EQUIPMENT, CABLE TRAY & EARTHING LAYOUT - OVERALL PLAN
O17203-E-SP-07-EE-0209 TO 0217-CONVENTION CENTER -B2- ELECTRICAL EQUIPMENT, CABLE TRAY & EARTHING LAYOUT 1/9 TO 9/9
O17203-E-SP-07-DC-0380-CONVENTION CENTER - CABLE SCHEDULE
O17203-E-SP-07-DC-0381-CONVENTION CENTER -BASEMENT -2 CABLE TRAY SCHEDULE
ELV
O17203-L-SP-07-LV-1901-CONVENTION CENTER -B2- OVER ALL ELV SYSTEM LAYOUT
FPS
O17203-F-SP-07-PL-1003 TO 6003-CONVENTION CENTER - BASEMENT 2 - ZONE 1 TO ZONE 6: LAYOUT OF WETRISER CUM DOWNCOMER, AUTOMATIC SPRINKLER SYSTEM, PORTABLE FIRST-AID FIRE EXTINGUISHERS AND PHOTOLUMINESCENT SAFETY SIGNAGES
PHE
O17203-U-SP-07-IP-0106 TO 0108-PLUMBING SYSTEM LAYOUT - BASEMENT 2- WATER SUPPLY LAYOUT (SHEET 1 OF 3) TO (SHEET 3 OF 3)
O17203-U-SP-07-IP-0144 TO 0145-BASEMENT 2 DRAINAGE DETAILS (SHEET 1 OF 2) TO (SHEET 2 OF 2)
HVAC
O17203-V-SP-07-AC-0021-CONVENTION CENTRE BASEMENT B2 OVERALL PLAN - HVAC EQUIPMENT DUCTING AND PIPING LAYOUT
O17203-V-SP-07-AC-1001 TO 9001-CONVENTION CENTRE BASEMENT B2 - HVAC EQUIPMENT DUCTING AND PIPING LAYOUT - ZONE 1 TO 9
FOR SECURITY CHECK EQUIPMENT
REFER DRAWING NO - O17203-L-SP-07-LV-6400

ACS LEGENDS

SYMBOL	DESCRIPTION	MOUNTING HEIGHT
	ACCESS DUAL READER CONTROLLER (Make:RBH, Model No.:-NBH-LCN-4-DR)	INSIDE ENCLOSURE
	DUAL INTERFACE MODULE FOR READ/W (Make:RBH, Model No.:-NBH-DIM)	INSIDE ENCLOSURE
	INPUT & OUTPUT CONTROL MODULE (Make:RBH, Model No.:-RBH-IOC-16)	INSIDE ENCLOSURE
	4 DOOR EXPANSION (Make:RBH, Model No.:- RBH-4DE)	1000MM FRM FFL
	SMART CARD READER WITH KEYPAD (Make:RBH, Model No.:-NBH-SCK)	1000MM FRM FFL
	MULARTRIC CARD READER (Make:RBH, Model No.:-RBH-MFR-150)	1000MM FRM FFL
	IRIS READER (Make:RBH, Model No.:- IOMTOOR-E)	1000MM FRM FFL
	MAGNETIC CONTACT (Make:CQR, Model No.: ECSTORWG32EN)	ON DOOR
	MAGNETIC CONTACT-ROLLING SHUTTER (Make:CQR, Model No.: ECSTORWG32EN)	ON DOOR
	DALLOCK DOUBLE LEAF WITH LEVER (Make:PEMCON, Model No.: RIEM-850-LEB-SL-M)	ON DOOR
	DALLOCK DOUBLE LEAF WITH LEVER (Make:PEMCON, Model No.: RIEM-850-LEB-SL-M)	ON DOOR
	EMERGENCY BREAK GLASS UNIT (Make:BEL, Model No.:E-1960)	1000MM FROM FFL
	EXIT PUSH BUTTON (Make:BEL, Model No.:PBS-2000)	1000MM FRM FFL
	MOTION DETECTOR (Make:- TEKKOSAI Model No.:AF8050)	2500MM FRM FFL
	4 CORE CABLE (Make:-INFOTONE)	INSIDE CONDUIT
	2 CORE CABLE (Make:-INFOTONE)	INSIDE CONDUIT
	1 CORE CABLE (Make:-INFOTONE)	INSIDE CONDUIT
	25 MM PVC CONDUIT (Make:-PMC)	ON WALL AND CEILING
	50 MM PVC CONDUIT (Make:-PMC)	ON WALL AND CEILING

CCTV LEGENDS

SYMBOL	DESCRIPTION	MOUNTING HEIGHT
	INDOOR/OUTDOOR FIXED CAMERA (Make:PELCO, Model No.:- IMP231-1ERS)	WALL/PILAR CEILING MOUNTED
	INDOOR/OUTDOOR 360 Deg CAMERA (Make:PELCO, Model No.:-IMM12336-1ES)	WALL/PILAR CEILING MOUNTED
	INDOOR FIXED CAMERA(Face Recognition) (Make:PELCO, Model No.:-IMF231-1ERS)	WALL/PILAR CEILING MOUNTED
	PATCH CORD	WALL/PILAR CEILING INSTALLATION

PCS LEGENDS

SYMBOL	DESCRIPTION	MOUNTING HEIGHT
	3D SENSOR FOR PEOPLE COUNTING	1000MM FROM FFL
	PATCH CORD	WALL/PILAR CEILING INSTALLATION

OTHER VENDOR SCOPE

SYMBOL	DESCRIPTION
	IP Ethernet Point
UPS	UPS Power Supply Point (230V 6 AMP)

GENERAL NOTE
1. ALL DIMENSIONS ARE IN MILLIMETER UNLESS OTHERWISE SPECIFIED.
2. EXACT ROUTING SHALL BE DECIDED AT SITE IN CONSULTATION WITH ENGINEERING IN CHARGE TO SUIT SITE CONDITIONS.
3. MS CONDUIT USED FOR OPEN APPLICATION.
4. THIS DRAWING IS ONLY INDICATIVE AND MAY VARY ACCORDING TO SITE CONDITION AND REQUIREMENT.
5. 50% SPARE IS MAINTAINED IN CONDUIT.

CCTV & ACS SYSTEM
1. IP POINT HAS TO BE MADE AVAILABLE NEAR EACH CAMERA. REFER DATA VOICE LAYOUT-O17203-L-SP-07-DV-2901.
2. THE CCTV CAMERA VIEW ANGLE TO BE SET AS PER THE COVERAGE LOCATION.
3. ALL SCHEMATICS DRAWING SHALL BE SUBMITTED SEPARATELY.
4. IP POINT HAS TO BE MADE AVAILABLE NEAR EACH ACS CONTROLLER. REFER DATA VOICE LAYOUT-O17203-L-SP-07-DV-2901.

IP TALK BACK SYSTEM
1. CAT6A, 4 PAIR TWISTED PAIR U/UTP CABLES SHALL BE USED TO CONNECT WITH NEAREST AVAILABLE IP POINT.



TYPICAL MOUNTING DETAILS FOR 360 DEGREE CAMERA SURFACE MOUNT

TYPICAL MOUNTING DETAILS FOR WALL CEILING SURFACE MOUNT

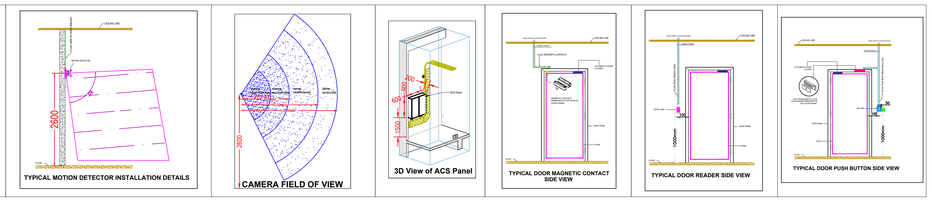

TYPICAL MOTION DETECTOR INSTALLATION DETAILS

TYPICAL DOOR MAGNETIC CONTACT SIDE VIEW

TYPICAL DOOR READER SIDE VIEW

TYPICAL DOOR PUSH BUTTON SIDE VIEW

KEY PLAN

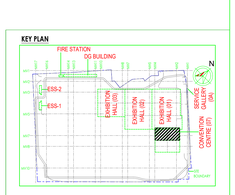

Owner / Employer
India International Convention & Exhibition Centre Limited
Room No. 402A, Ministry of Commerce & Industry, DIPP, Udyog Bhawan, New Delhi - 110011, India
Department of Industrial Policy and Promotion Ministry of Commerce & Industry Government of India

Knowledge Partner
Delhi Mumbai Industrial Corridor Development Corporation
Room No. 341 B, 3rd Floor Hotel Ashok, Diplomatic Enclave, 50B Chankyapuri, New Delhi - 110021

Employer's Representative
Employer's Engineer
Programme Management Consultant (PMC)
AECOM

Preliminary Engineering Architecture Consultants (PEAC)
idom — Av. Del Monasterio de El Escorial, 4, 28049 Madrid, Spain
CPKUKREJA ARCHITECTS — No.D-1, Ashtavad Building, Green Park, New Delhi, Delhi 110016, India

EPC Contractor
L&T Construction — Buildings & Factories
Mount Poonamallee Road, Manapakkam, P.B.No.979, Chennai - 600 089

EPC Contractor's Representatives
Design Consultant
Engineering Design and Research Center (EDRC)
L&T Construction - Buildings & Factories
Architectural Consultant
ARCOP — Arcop Associates Pvt. Ltd. A-15, Pampose Enclave , G.K.-I New Delhi, Delhi 110048, India
Structural Proof Consultant
Indian Institute of Technology (IIT) Madras — Sardar Patel Rd. Opposite to C. L.R.I. Adyar, Chennai, Tamil Nadu 600036
MEP Proof Consultant
egis — Egis India Consulting Engineers Pvt. Ltd. Plot No. 66, Sector 32, Institutional Area, Opp. Zenotte Solutions, Gurugram, Haryana 122001
ICT Proof Consultant
CKR Consulting Engineers Pvt. Ltd. — #401, 3rd Floor, Narayana Arcade, Subbaramachetty Road, Nellakappa Circle, Balavanagudi, Bengaluru - 560004

Certification
EPC Contractor
Design Consultant
Architectural Consultant
Proof Consultant

Structural	MEP	ICT

PEAC

Issued by:
Employer / Employer's Engineer

RO	ISSUED AS GOOD FOR CONSTRUCTION		04.01.22	BVH	SS	MSK	GNR
REV	DESCRIPTION		DATE	DSGN	DRWN	CHKD	APPD

Revisions

ARCHITECTURE		FPS	
STRUCTURAL		PIPING	
ELECTRICAL		PHE	
ELV SYSTEM		GIS	
HVAC		GEOTECH.	
CHECKED BY	SIGN	DATE	CHECKED BY	SIGN	DATE

EPC Contractor
L&T Construction — Buildings & Factories
JOB No : O17203
Project Name
DESIGN AND CONSTRUCTION OF INDIA INTERNATIONAL CONVENTIONAL & EXPO CENTRE
SECTOR 25,DWARKA,NEW DELHI,INDIA
Drawing Status
GOOD FOR CONSTRUCTION (GFC)

Drawing No			Rev. No
L	07	1901	R0

Title :
CONVENTION CENTRE-BASEMENT 2-OVER ALL ELV SYSTEM LAYOUT

EDRC DWG No :	Scale	Sheet Size
O17203-L-SP-07-LV-1901	As Indicated	A0

This drawing is the property of L&T Construction. Shall not be used or be known to any other party without our prior permission in writing.

O17203 - 1901 _1 (CONVENTION CENTRE-BASEMENT 2-OVER ALL ELV SYSTEM LAYOUT)

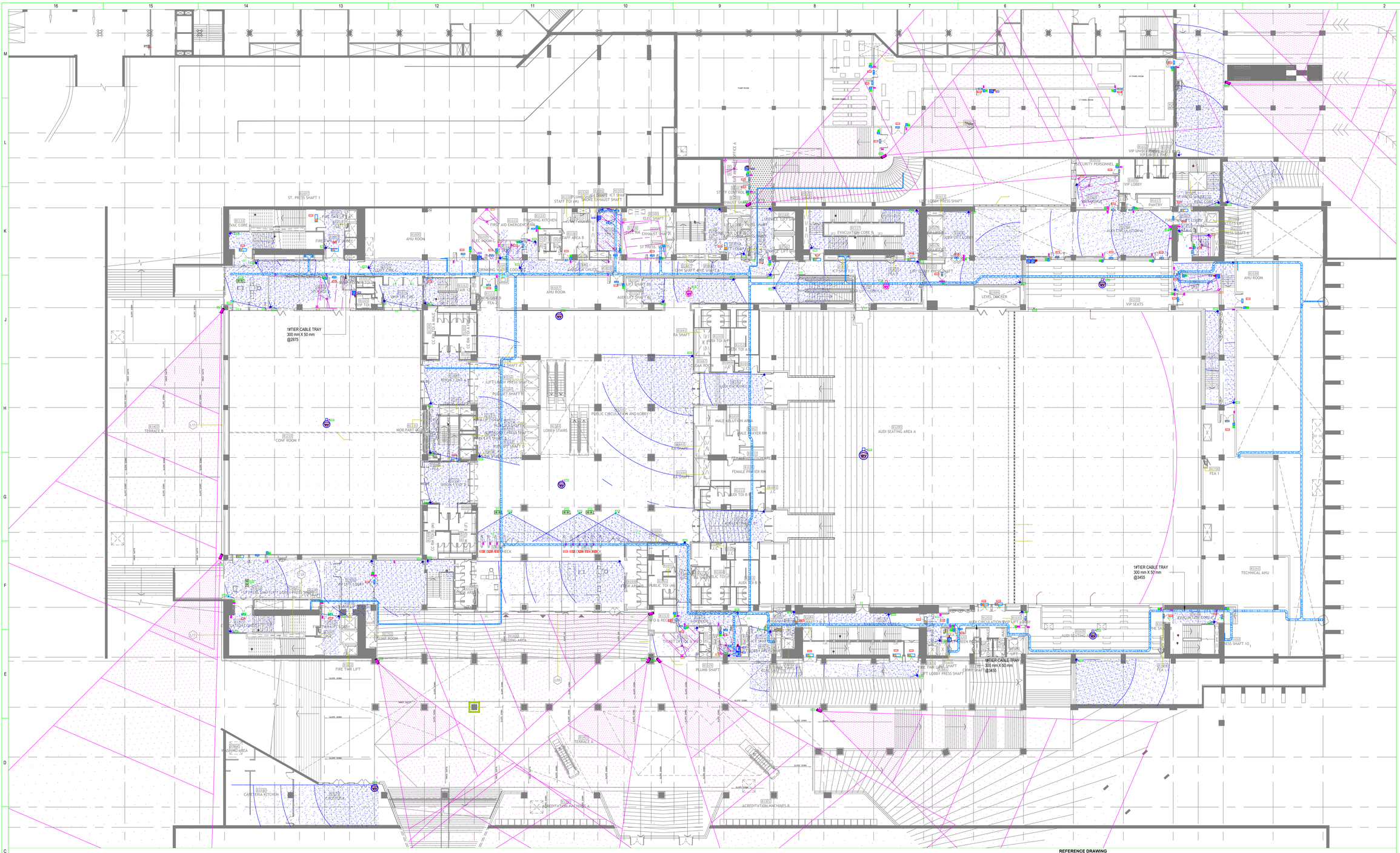

A 1902 CC_Basement 01_ OVER ALL ELV SYSTEM LAYOUT
1 : 250

ACS LEGENDS

S.NO	SYMBOL	ITEM DESCRIPTION	MOUNTING HEIGHT
1	ACCESS	ACCESS, DUAL READER CONTROLLER (Make-RBH, Model No.- RBH-UNC500-432M)	INSIDE ENCLOSURE
2	DRIVER	DUAL INTERFACE MODULE FOR READERS (Make-RBH, NUFC 2002)	INSIDE ENCLOSURE
3	INPUT	INPUT & OUTPUT CONTROL MODULE (Make-RBH, Model No.- RBH-IOC-16)	INSIDE ENCLOSURE
4		SMART CARD READER (Make-RBH, Model No.- RBH-RR6)	1000MM FROM FFL
5		SMART CARD READER WITH KEYPAD (Make-RBH, Model No.- RBH-RKR6)	1000MM FROM FFL
6		BIO-METRIC CARD READER (Make-RBH, Model No.- RBH-BFR-100)	1000MM FROM FFL
7		IRIS READER (Make-IRIS ID, Model No.- ICAM7000S-B)	1000MM FROM FFL
8	DC	MAGNETIC CONTACT (Make-CQR, Model No.- BCIS75RHVG3EN)	ON DOOR
9	DC	MAGNETIC CONTACT-ROLLING SHUTTER (Make-CQR, Model No.- RS60TD2A6)	ON DOOR
10	EML-SL	EM LOCK-SINGLE LEAF WITH DPS (Make-REMCON, Model No.- REM-600-LBS-DL-M)	ON DOOR
11	EML-DL	EM LOCK- DOUBLE LEAF WITH DPS (Make-REMCON, Model No.- REM-600-LBS-DL-M)	ON DOOR
12		EMERGENCY BREAK GLASS UNIT (Make-BEL, Model No.-E-108S)	1000MM FROM FFL
13		EXIT PUSH BUTTON (Make- REL, Model No.-DEB-3355)	1000MM FROM FFL
14		MOTION DETECTOR (Make- TEKEDOM, Model No.-AF8065)	2000MM FROM FFL
15		8 CORE CABLE (Make- SKYTONE)	INSIDE CONDUIT
16		4 CORE CABLE (Make- SKYTONE)	INSIDE CONDUIT
17		2 CORE CABLE (Make- SKYTONE)	INSIDE CONDUIT
18		25 MM PVC CONDUIT (Make- RMG)	ON WALL AND CEILING
19		32 MM PVC CONDUIT (Make- RMG)	ON WALL AND CEILING

CCTV LEGENDS

S.NO	SYMBOL	DESCRIPTION	MOUNTING HEIGHT
1		INDOOR/OUTDOOR FIXED CAMERA (Make-PELCO, Model No.- IMP231-1ERS)	WALL/FALSE CEILING MOUNTED
2		INDOOR/OUTDOOR VARIFOCAL DOME CAMERA (Make-PELCO, Model No.- IMP231-1ERS)	WALL/FALSE CEILING MOUNTED
3		OUTDOOR BULLET CAMERA (Make-PELCO, Model No.-IBP231-1ER)	WALL/FALSE CEILING MOUNTED
4		INDOOR/OUTDOOR 180 Deg PERIMETER CAMERA (Make-PELCO, Model No.-IMD2007-1ES)	WALL/FALSE CEILING MOUNTED
5		INDOOR/OUTDOOR 360 Deg REMOTE DOME CAMERA (Make-PELCO, Model No.-IMD2007-1ES)	WALL/FALSE CEILING MOUNTED
6		INDOOR/OUTDOOR 360 Deg CAMERA (Make-PELCO, Model No.-IMM12036-1ES)	WALL/FALSE CEILING MOUNTED
7		INDOOR FIXED CAMERA(Face Recognition) (Make-PELCO, Model No.- IMP231-1ERS)	WALL/FALSE CEILING MOUNTED
8		PATCH CORD	WALL/FALSE CEILING INSTALLATION

PCS LEGENDS

S.NO	SYMBOL	DESCRIPTION	MOUNTING HEIGHT
1		3D SENSOR FOR PEOPLE COUNTING	1000MM FROM FFL
2		PATCH CORD	WALL/FALSE CEILING INSTALLATION

OTHER VENDOR SCOPE

S.NO	SYMBOL	DESCRIPTION
1		IP Ethernet Point
2	01TX300	UPS Power Supply Point (230V 6 AMP)

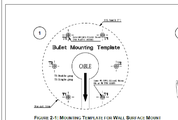

FIGURE 2-1: MOUNTING TEMPLATE FOR WALL BURIALS MOUNT

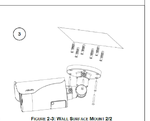

FIGURE 2-2: WALL BURIALS MOUNT 2/2

TYPICAL MOUNTING DETAILS FOR OUTDOOR BULLET CAMERA SURFACE MOUNT

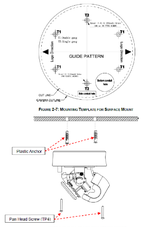

FIGURE 2-7: MOUNTING TEMPLATE FOR SURFACE MOUNT

FIGURE 2-8: WALL OR CEILING BURIALS MOUNT

TYPICAL MOUNTING DETAILS FOR WALL CEILING SURFACE MOUNT

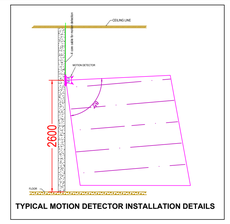

TYPICAL MOTION DETECTOR INSTALLATION DETAILS



CAMERA FIELD OF VIEW

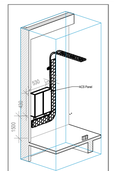

3D View of ACS Panel

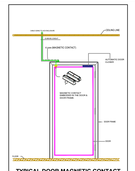

TYPICAL DOOR MAGNETIC CONTACT SIDE VIEW

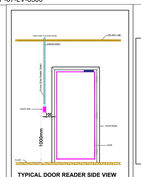

TYPICAL DOOR READER SIDE VIEW

TYPICAL DOOR PUSH BUTTON SIDE VIEW

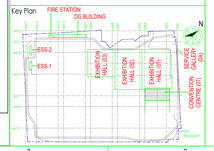

GENERAL NOTE

1. ALL DIMENSIONS ARE IN MILLIMETER UNLESS OTHERWISE SPECIFIED.
2. EXACT ROUTING SHALL BE DECIDED AT SITE IN CONSULTATION WITH ENGINEERING IN CHARGE TO SUIT SITE CONDITIONS.
3. MS CONDUIT USED FOR OPEN APPLICATION.
4. THIS DRAWING IS ONLY INDICATIVE AND MAY VARY ACCORDING TO SITE CONDITION AND REQUIREMENT.
5. 50% SPARE IS MAINTAINED IN CONDUIT.

CCTV & ACS SYSTEM

1. IP POINT HAS TO BE MADE AVAILABLE NEAR EACH CAMERA. REFER DATA VOICE LAYOUT-O17203-L-SP-07-DV-2902.
2. THE CCTV CAMERA VIEW ANGLE TO BE SET AS PER THE COVERAGE LOCATION.
3. ALL SCHEMATICS DRAWING SHALL BE SUBMITTED SEPARATELY.
4. IP POINT HAS TO BE MADE AVAILABLE NEAR EACH ACS CONTROLLER REFER DATA VOICE LAYOUT-O17203-L-SP-07-DV-2902.

IP TALK BACK SYSTEM

1. CAT6A, 4 PAIR TWISTED PAIR U/UTP CABLES SHALL BE USED TO CONNECT WITH NEAREST AVAILABLE IP POINT.

REFERENCE DRAWING

ARCHITECTURE
FLOOR PLANS APPROVED VIA TRANSMITTAL NO EDRC-B&F/O17203/01346

STRUCTURE
O17203-C-SP-07-NU-0003 - LAYOUT AND NUMERATION DETAIL OF LEVEL - B1 (-4.730M)
O17203-C-SP-07-NU-0004 - LAYOUT AND NUMERATION DETAIL OF LEVEL - F0 (-0.080M)

ELECTRICAL
O17203-E-SP-07-LL-0010 TO 0014 - CONVENTION CENTER - B1 - LIGHTING LAYOUTS
O17203-E-SP-07-PL-0016 TO 0018 - CONVENTION CENTER - B1 - POWER LAYOUTS
O17203-E-SP-07-EE-0218-CONVENTION CENTER -B1- ELECTRICAL EQUIPMENT, CABLE TRAY & EARTHING LAYOUT - OVERALL PLAN

FPS
O17203-F-SP-07-PL-0004 - CONVENTION CENTRE - BASEMENT 1 - OVER ALL PLAN: LAYOUT OF WETRISER CUM DOWNCOMER, AUTOMATIC SPRINKLER SYSTEM AND PORTABLE FIRST-AID FIRE EXTINGUISHERS
O17203-F-SP-07-FA-0005 - CONVENTION CENTRE - BASEMENT 1 - OVER ALL PLAN: LAYOUT OF INTEGRATED INTELLIGENT ADDRESSABLE FIRE DETECTION & ALARM SYSTEM AND PHOTOLUMINESCENT SAFETY SIGNAGES

HVAC
O17203-V-SP-07-AC-1002,2002,3002,4002,5002 & 6002 - CONVENTION CENTRE BASEMENT B1 - HVAC EQUIPMENT DUCTING AND PIPING LAYOUT

PHE
O17203-U-SP-07-IP-0006 TO 0010 - PLUMBING SYSTEM LAYOUT - BASEMENT 1 - TOILET WATER SUPPLY LAYOUT

FOR SECURITY CHECK EQUIPMENT/TURNSTILES
REFER DRAWING NO - O17203-L-SP-07-LV-6300

Owner / Employer

India International Convention & Exhibition Centre Limited
Room No. 453A, Ministry of Commerce & Industry, DIPP, Udyog Bhawan, New Delhi - 110011, India

Department of Industrial Policy and Promotion Ministry of Commerce & Industry Government of India

Knowledge Partner

Delhi Mumbai Industrial Corridor Development Corporation
Room No 341 B, 3rd Floor Hotel Ashok, Diplomatic Enclave, 50B Chankyapuri, New Delhi - 110021

Employer's Representative

Employer's Engineer
Programme Management Consultant (PMC)
AECOM

Preliminary Engineering Architecture Consultants (PEAC)

idom — Av. Del Monasterio de El Escorial, 4, 28049 Madrid, Spain
CPKUKREJA ARCHITECTS — No.D-1, Ashirwad Building, Green Park, New Delhi, Delhi 110016, India

EPC Contractor

L&T Construction Buildings & Factories
Mount Poonamallee Road, Manapakkam, P.B.No.979, Chennai - 600 089

EPC Contractor's Representatives

Design Consultant
Engineering Design and Research Center (EDRC)
L&T Construction - Buildings & Factories

Architectural Consultant
ARCOP — Arcop Associates Pvt. Ltd.
A-15, Pampose Enclave , Gr.-1
New Delhi, Delhi 110048, India

Structural Proof Consultant
Indian Institute of Technology (IIT) Madras
Sardar Patel Rd, Opposite to C. L.R.I. Adyar, Chennai, Tamil Nadu 600036

MEP Proof Consultant
egis — Egis India Consulting Engineers Pvt. Ltd.
Plot No. 66, Sector 32, Institutional Area, Opp: Zenotte Solutions, Gurugram, Haryana 122001

ICT Proof Consultant
CKR — CKR Consulting Engineers Pvt. Ltd.
#411, 3rd Floor, Narayana Arcade, Subbaramachetty Road, Netkalappa Circle, Basavanagudi, Bengaluru - 560004

Certification

EPC Contractor		
Design Consultant		
Architectural Consultant		
Proof Consultant		
Structural	MEP	ICT
PEAC		
Issued by: Employer / Employer's Engineer		

REV	DESCRIPTION	DATE	DSGN	DRWN	CHKD	APPD
R0	ISSUED AS GOOD FOR CONSTRUCTION	31.01.25	BVH	SS	MSK	GNR

Revisions

ARCHITECTURE			FPS		
STRUCTURAL			PIPING		
ELECTRICAL			PHE		
ELV SYSTEM			GIS		
HVAC			GEOTECH		
CHECKED BY	SIGN	DATE	CHECKED BY	SIGN	DATE

EPC Contractor
L&T Construction Buildings & Factories

JOB No : O17203

Project Name
DESIGN AND CONSTRUCTION OF INDIA INTERNATIONAL CONVENTIONAL & EXPO CENTRE
SECTOR 25,DWARKA,NEW DELHI,INDIA

Drawing Status
GOOD FOR CONSTRUCTION (GFC)

Drawing No			Rev. No
L	07	1902	R0

Title :
CONVENTION CENTRE-BASEMENT 1-OVER ALL ELV SYSTEM LAYOUT

EDRC DWG No :	Scale	Sheet Size
O17203-L-SP-07-LV-1902	AS INDICATED	A0

This drawing is the property of L&T Construction. L&T-EDRC and must not be passed on to any person or body not authorised by us to receive it nor be copied or otherwise made use either in full or in part by such person or body without our prior permission in writing.

O17203 - 1902 _1 (CONVENTION CENTRE-BASEMENT 1-OVER ALL ELV SYSTEM LAYOUT)